



Lake Charles Police Department  
**Annual Crime Report**

2009

CRIME SCENE

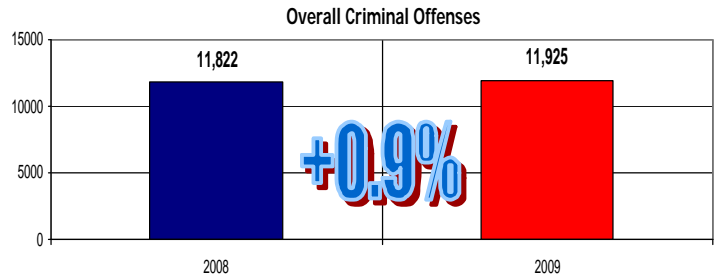
A Statistical Analysis Of Crime In Lake Charles



**Note:** In an effort to provide the most accurate criminal statistical data possible, the Lake Charles Police Department recently conducted an extensive audit of the Records Management System. This report will reflect the results of this audit as criminal statistical data will differ from the previous Annual Crime Report.

## Overall Criminal Offenses

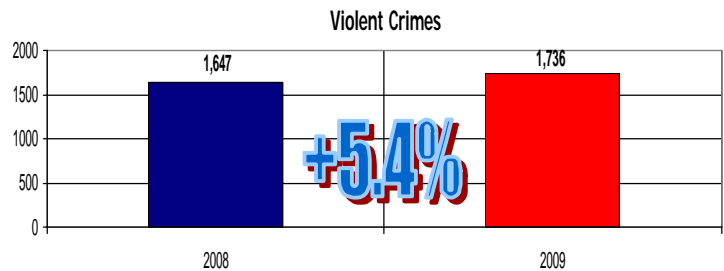
Last year, the Lake Charles Police Department investigated a total of 11,925 criminal offenses that included major felony crimes to simple misdemeanor crimes. This grand total was 0.9% higher than the total number of offenses recorded during the previous year, which was 11,822 offenses.



The Lake Charles Police Department classifies criminal offenses into three criminal categories: violent crimes; property crimes; and, other criminal offenses. The crimes of murder, rape, robbery and assault/battery are classified as violent crimes while burglary, larceny-theft, motor vehicle theft and arson offenses are classified as property crimes. Other criminal offenses include such crimes as criminal damage, disturbing the peace, drug offenses, hit and run, etc.

## Violent Crimes

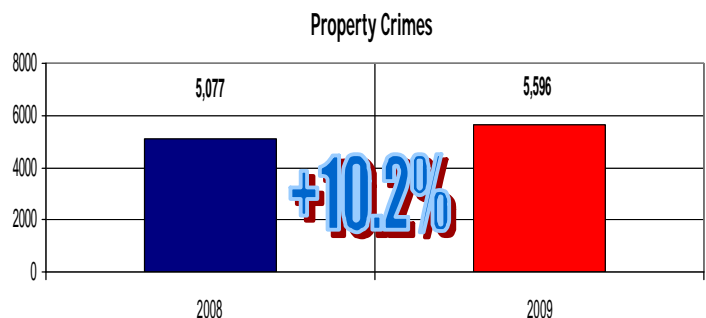
There were 1,736 violent crimes investigated last year compared to the previous year's total of 1,647 offenses. Each violent crime offense in this crime category revealed an increase, thus resulting in a 5.4% overall increase.



Violent Crimes	2008	2009	+/-	% Change
Murder	6	11	+5	+83.3%
Rape	42	47	+5	+11.9%
Robbery	169	224	+55	+32.5%
Assault/Battery	1,430	1,454	+24	+1.7%
<b>Totals</b>	<b>1,647</b>	<b>1,736</b>	<b>+89</b>	<b>+5.4%</b>

## Property Crimes

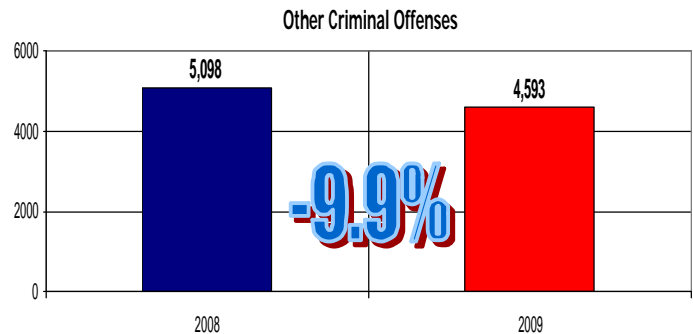
Property crime totals for last year were 10.2% higher than the previous year's totals, as there were 5,596 property crimes investigated during 2009 as compared to 5,077 offenses during 2008. Each offense in this crime category increased with the exception to motor vehicle theft.



Property Crimes	2008	2009	+/-	% CHANGE
Burglary	1,786	2,192	+406	+22.7%
Larceny/Theft	3,001	3,140	+139	+4.6%
Motor Vehicle Theft	286	259	-27	-9.4%
Arson	4	5	+1	+25.0%
<b>Totals</b>	<b>5,077</b>	<b>5,596</b>	<b>519</b>	<b>+10.2%</b>

## Other Criminal Offenses

A grand total of 4,593 other criminal offenses were investigated by officers with the Lake Charles Police Department during last year. This figure was less than the total number of offenses recorded during 2008, which was 5,098 offenses. This resulted in a 9.9% decrease in this crime category.



## Crime Clearances

The Lake Charles Police Department solved 43% of the criminal offenses investigated during 2009. Within this total, violent crimes had a 57.9% clearance rate while property crimes and other criminal offenses had a 20.6% and 64.6% clearance rate, respectively. Compared to the FBI's National Crime Clearance Rate, the Lake Charles Police Department exceeded this national clearance rate.

CRIME TYPE	CASES	CLEARED	% CLEAR	NATIONAL
<b>Overall Criminal Offenses</b>	<b>11,925</b>	<b>5,122</b>	<b>43.0%</b>	<b>Not Rated</b>
<b>Violent Crimes</b>	<b>1,736</b>	<b>1,005</b>	<b>57.9%</b>	<b>45.1%</b>
Murder	11	11	100.0%	63.6%
Rape	47	26	55.3%	40.4%
Robbery	224	103	46.0%	26.8%
Assault/battery	1,454	865	59.5%	54.9%
<b>Property Crimes</b>	<b>5,596</b>	<b>1,151</b>	<b>20.6%</b>	<b>17.4%</b>
Burglary	2,192	352	16.1%	12.5%
Larceny-theft	3,140	725	23.1%	19.9%
Motor Vehicle Theft	259	73	28.2%	12.0%
Arson	5	1	20.0%	17.8%
<b>Other Criminal Offenses</b>	<b>4,593</b>	<b>2,966</b>	<b>64.6%</b>	<b>Not Rated</b>

It should be noted that violent crimes have a higher clearance rate than the other crime categories due to the fact that more vigorous investigative efforts are given to violent crimes and in addition, violent crimes more often involve victims and/or witnesses who are able to identify the perpetrators.

# Arrests

There were 3,030 arrests made last year for various criminal offenses. Within these arrests, 2,684 were adult arrests and 346 were juveniles arrests. Adult arrests decreased by 13.3% and juvenile arrests increased by 26.3%. Overall, arrests decreased by 10.0%

ARRESTS	2008	2009	+/-	% CHANGE
Adults	3,094	2,684	-410	-13.3%
Juveniles	274	346	72	+26.3%
<b>Totals</b>	<b>3,368</b>	<b>3,030</b>	<b>-338</b>	<b>-10.0%</b>

# Calls For Service

Officers with the Lake Charles Police Department responded to 90,955 calls for service during 2009, which were 3.1% less than 93,886 calls for service handled during the previous year. Of those calls last year, 58,144 were dispatched calls and 32,851 were self-initiated calls by officers in the field. Compared to 2008, these figures decreased 2.9% and 3.3%, respectively.

CALLS FOR SERVICE	2008	2009	+/-	% CHANGE
Dispatched	59,904	58,144	-1760	-2.9%
Self-initiated	33,982	32,851	-1131	-3.3%
<b>Totals</b>	<b>93,886</b>	<b>90,995</b>	<b>-2891</b>	<b>-3.1%</b>

# Administrative Investigations

The Professional Standards Division with the Lake Charles Police Department conducted a total of 61 administrative investigations during 2009. This was a 0.02% increase over the 60 investigations conducted the previous year. Of the 61 complaints received last year, 23 or 38%, were received from outside the department and 38, or 62%, were generated from within the department.

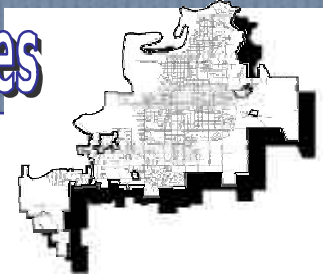
TYPE INVESTIGATION	TOTAL	SUSTAINED	EXONERATED	NOT SUSTAINED, UNFOUNDED, NOT FILED TIMELY MANNER
External	23	4	3	16
Internal	38	25	2	11

It should be noted that not one unauthorized use of force complaint was registered with the department during 2009.

Lake Charles Police Department  
 Chief Donald D. Dixon  
 830 Enterprise Boulevard  
 Lake Charles, LA 70601  
 337-491-1311



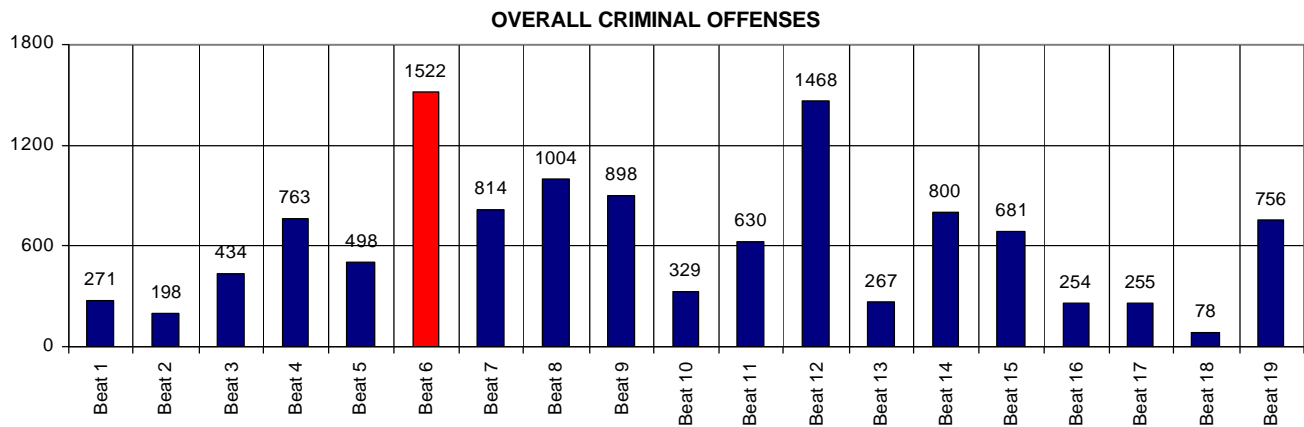
# Crimes By Geographical Reporting Zones



Lake Charles Police Department geographically divides the city of Lake Charles into crime reporting zones called "beats". There are nineteen police beats from which crime data is tabulated from. The following charts and enclosed map indicate the statistical data and geographical boundaries of these crime reporting zones.

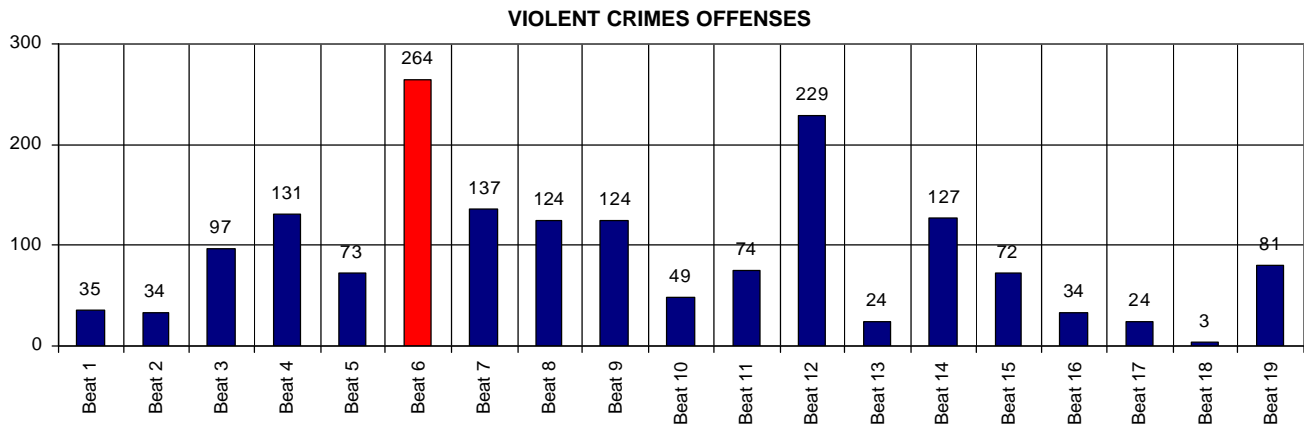
## Overall Criminal Offenses

The greatest number of overall criminal offenses occurred in Police Beat 6 where 1,522 offenses occurred. This figure represented 13% of the 11,925 offenses investigated. Second highest was Police



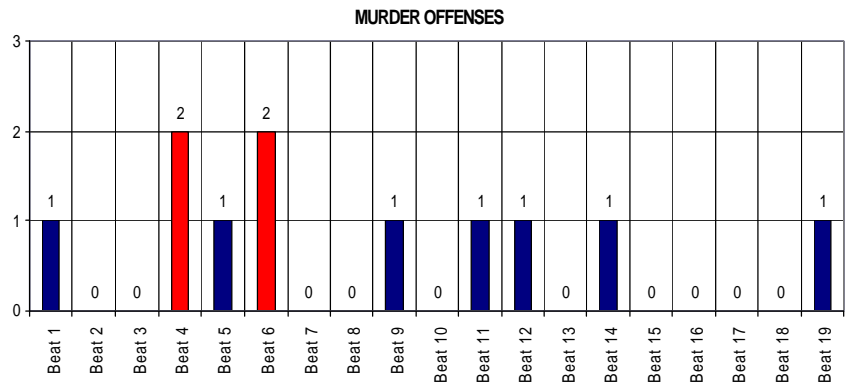
## Violent Crimes

The greatest number of violent crimes also occurred in Police Beat 6 where 264 crimes against persons occurred. This beat indicated that 15% of the total violent crimes investigated occurred in this beat. Po-

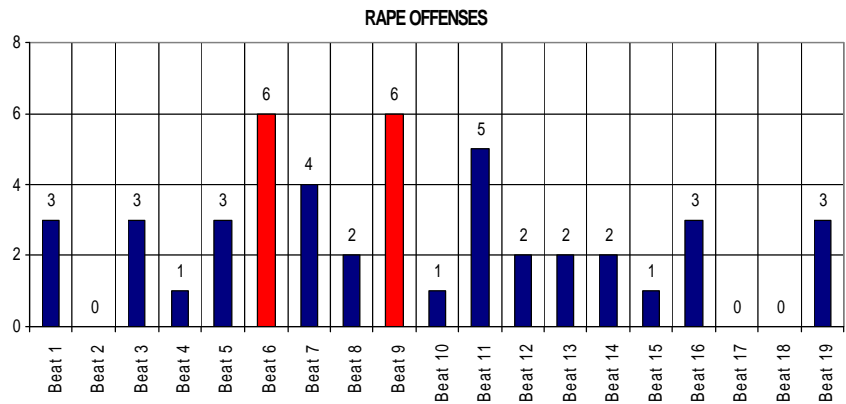


The charts on the following page illustrate the number of offenses within each police beat for each crime category within the violent crime classification.

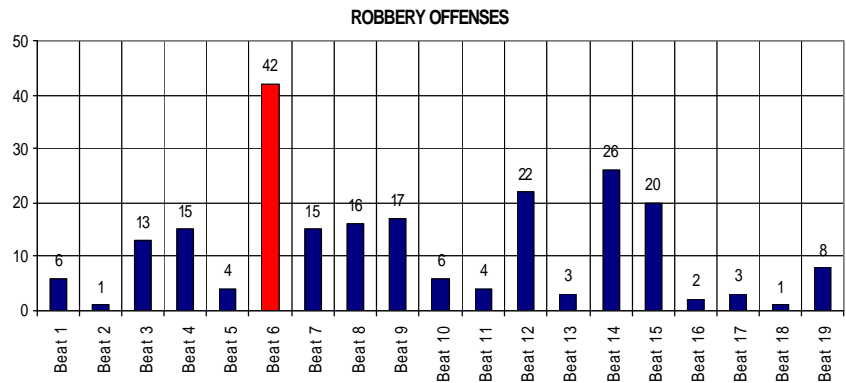
Of the eleven murder offenses investigated during 2009, Police Beats 4 and 6 recorded the greatest number with two offenses each. Police Beats 1, 5, 9, 11, 12, 14, and 19 each had one offense while the remaining police beats recorded no murder



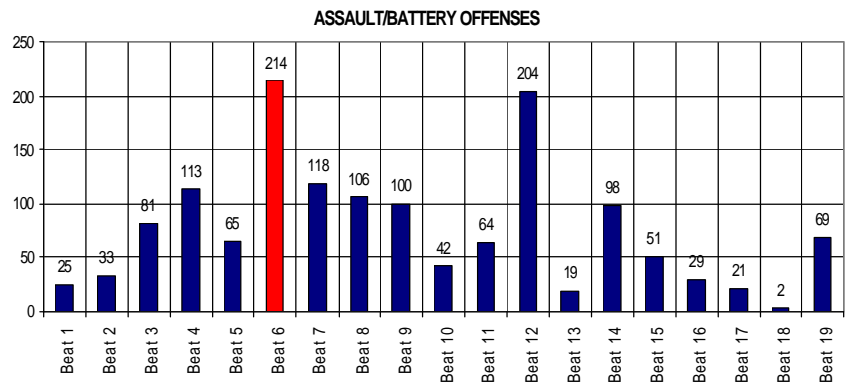
For the offense of rape, Police Beats 6 and 9 each recorded six offenses. These beats each represented 13% of the total offenses investigated, which was forty-seven rapes. Police Beat 11 recorded the second highest number with five offenses while Police Beats 2, 17 and 18 indicated no rape occurrences.



Police Beat 6 also recorded the highest number of robberies with 42 offenses. Nineteen percent of the 224 robbery offenses occurred in this beat alone. The second highest number was Police Beat 14 with 26 offenses and the least amount of robberies occurred in Police Beats 2 and 18, each with one offense.

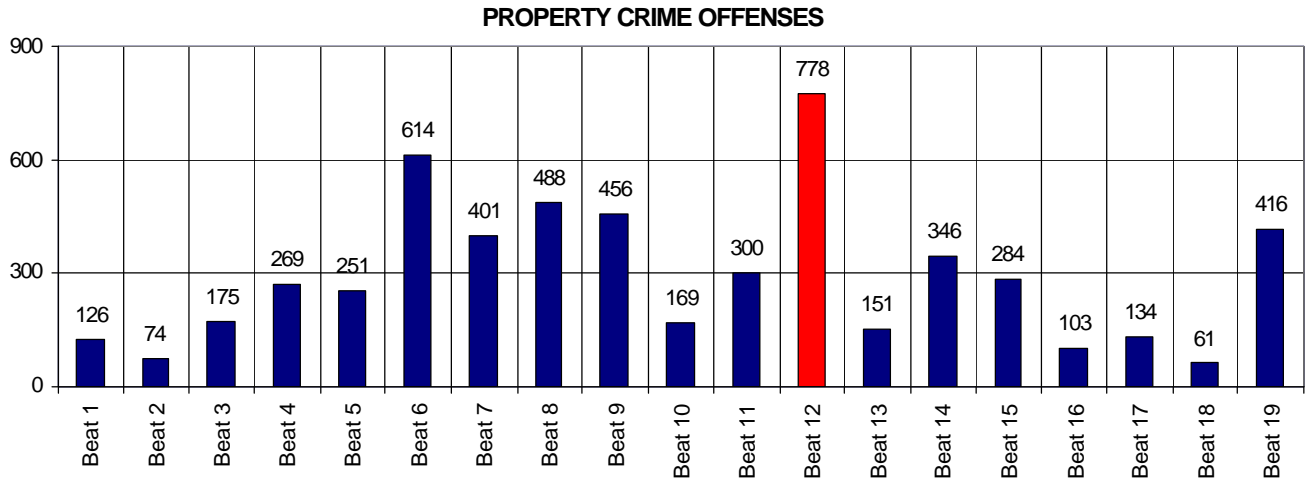


As for the offense of assault and battery, the greatest number of these offenses occurred in Police Beat 6 with 214 offenses, or 15% of the 1,454 offenses investigated. Police Beat 12 recorded the second highest number with 204 offenses while Police Beat 18 was the lowest with only two offenses.



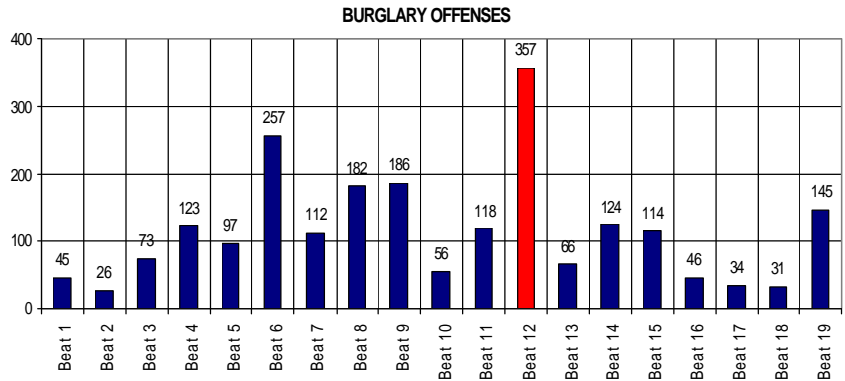
# Property Crimes

For the crimes against property, the greatest number of offenses occurred in Police Beat 12, where 778 property crimes occurred. This figure represented 14% of the total property crimes investigated, or 5,596 offenses. Once again, Police Beat 18 recorded the least amount of property crimes with 61 of-

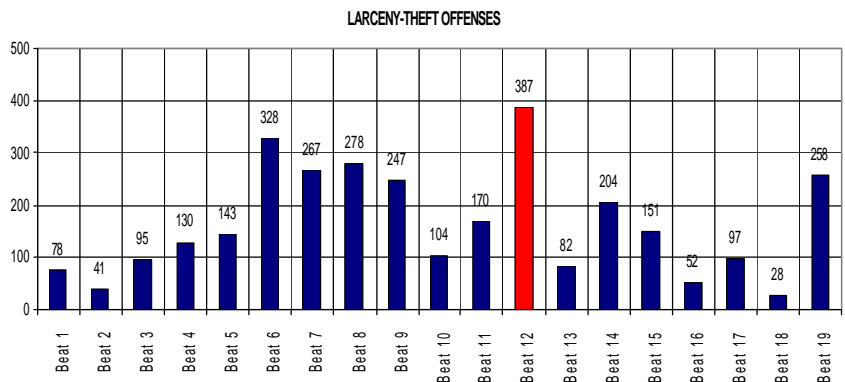


The following charts illustrate the number of offenses within each police beat for each crime category within the property crime classification.

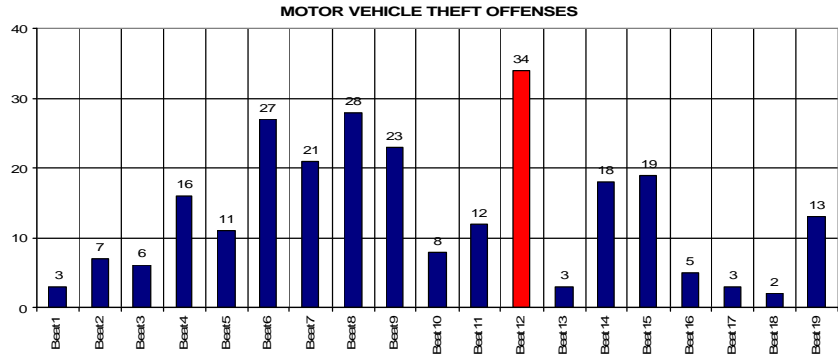
For the offense of burglary, Police Beat 12 recorded the most offenses with 357 burglaries. This offense total represented 16% of the 2,192 burglaries recorded during 2009. Police Beat 6 had the second most burglaries with 257 offenses. The least amount of burglary offenses occurred in Police Beat 2.



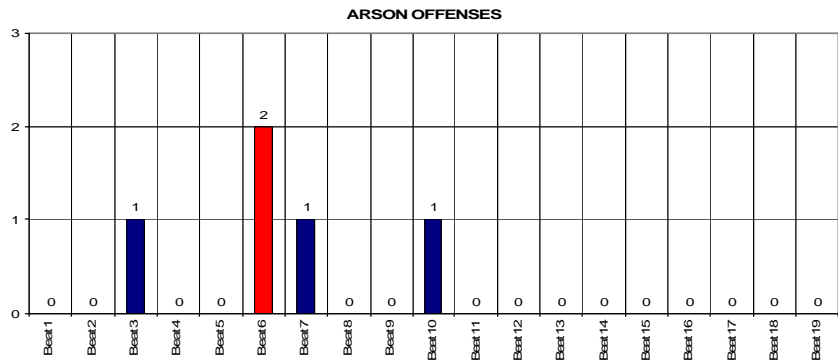
The larceny-theft offenses indicated that Police Beat 12 recorded the most with 387 offenses. Twelve percent of the larceny-thefts occurred in this beat out of the 3,140 offenses reported. Close behind this beat, with 328 offenses, was Police Beat 6. Police Beat 18 recorded the lowest number of larceny-thefts with 28 offenses.



The greatest number of motor vehicle thefts occurred in Police Beat 12 where 34 offenses occurred. Thirteen percent of the 259 total vehicle thefts occurred in this beat alone. Police Beat 8 recorded the second highest number with 28 offenses. Police Beat 18 recorded the lowest number with only 2 offenses.

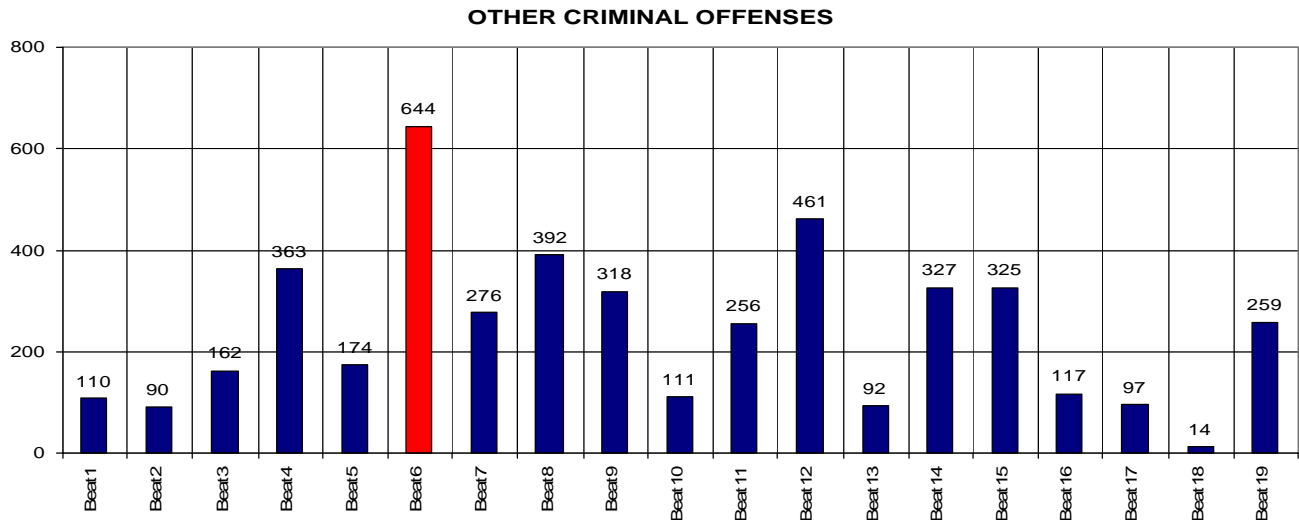


For the offense of arson, the most offenses occurred in Police Beat 6 where two offenses were investigated. This figure indicated that 40% of the arsons investigated occurred in this beat. Police Beats 3, 7 and 9 each had one offense while the remaining beats recorded no crimes of arson.

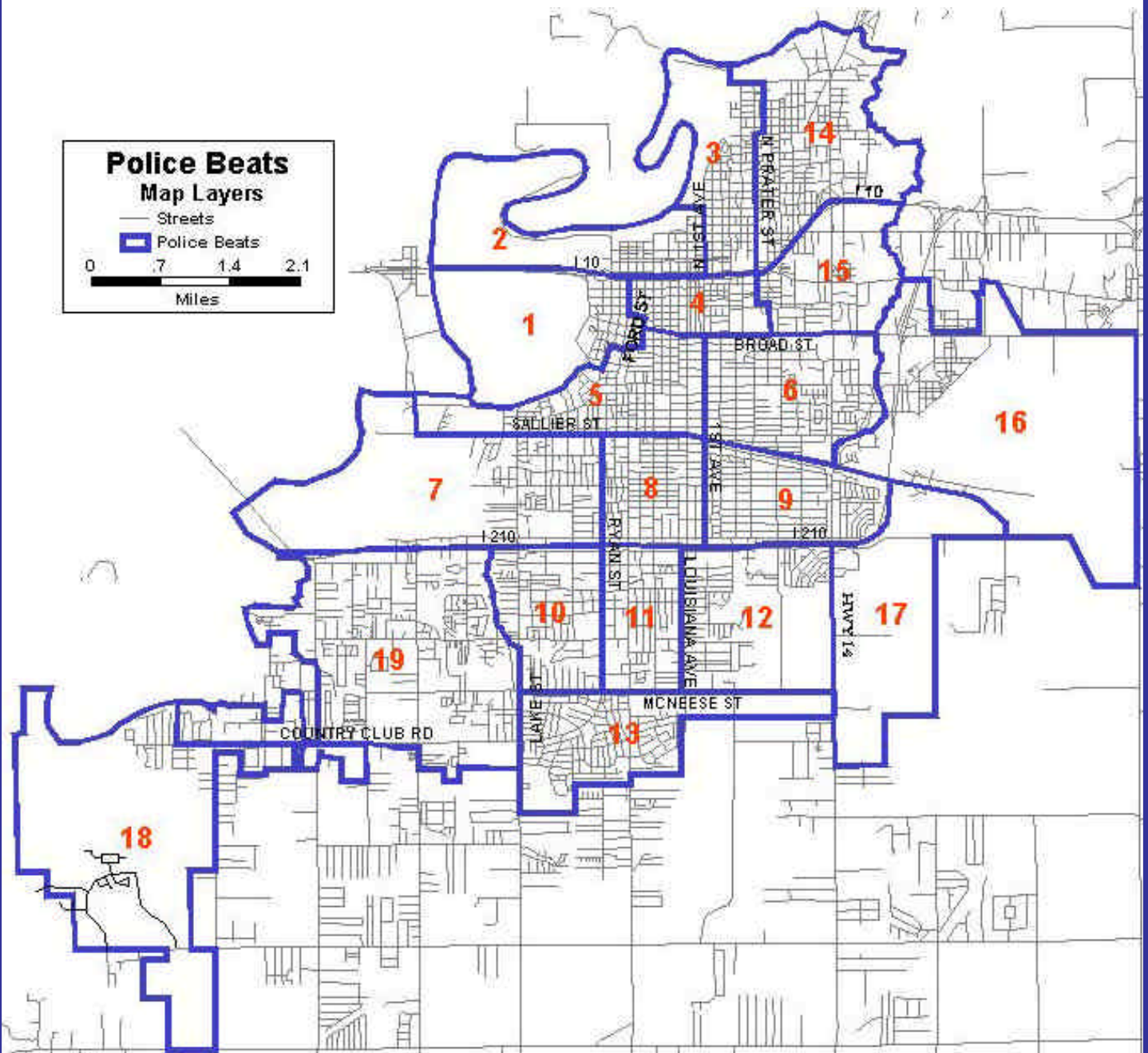


## Other Criminal Offenses

The greatest number of property crimes occurred in Police Beat 6 where 644 other criminal offenses occurred. This figure was 14% of the total other criminal offenses, or 4,593 crimes. Police Beat 12 was listed as the second highest number with 461 offenses. Once again, Police Beat 18 recorded the least



# Lake Charles Police Department



The Lake Charles Police Department  
Police Chief Donald D. Dixon  
830 Enterprise Boulevard  
Lake Charles, Louisiana 70601  
(337) 491-1311