

CITY OF LAKE CHARLES, LOUISIANA

# **ADOPTED**

# **OPERATING & CAPITAL BUDGET**

## **2019–2020**



PRESIDENT  
LUVERTHA W. AUGUST  
*District B*

VICE-PRESIDENT  
STUART WEATHERFORD  
*District E*

MARY MORRIS  
*District A*

RODNEY GEYEN  
*District C*

JOHN IEYOUB  
*District D*

JOHNNIE THIBODEAUX  
*District F*

MARK ECKARD  
*District G*

Prepared By: Finance Administration

Karen D. Harrell, Director of Finance

August 2019

THIS PAGE INTENTIONALLY LEFT BLANK



**CITY OF LAKE CHARLES  
2019-2020 ANNUAL BUDGET**

**ELECTED CITY OFFICIALS**

	<u>PRESENT TERM BEGINS</u>	<u>PRESENT TERM EXPIRES</u>	<u>BEGAN AS MEMBER</u>
<b><u>MAYOR</u></b>			
Nicholas Hunter	July 1, 2017	June 30, 2021	July 2017

<b><u>CITY COUNCIL</u></b>			
Luvertha August, President	July 1, 2017	June 30, 2021	January 2008
Stuart Weatherford, Vice President	July 1, 2017	June 30, 2021	July 2005
Mark Eckard	July 1, 2017	June 30, 2021	July 2009
Rodney Geyen	July 1, 2017	June 30, 2021	July 1997
John Ieyoub	July 1, 2017	June 30, 2021	July 2009
Mary Morris	July 1, 2017	June 30, 2021	July 2013
Johnnie Thibodeaux	July 1, 2017	June 30, 2021	July 2017

<b><u>CITY JUDGES</u></b>			
Jamie B. Bice	January 1, 2015	December 31, 2020	January 2015
John S. Hood	January 1, 2015	December 31, 2020	January 1985

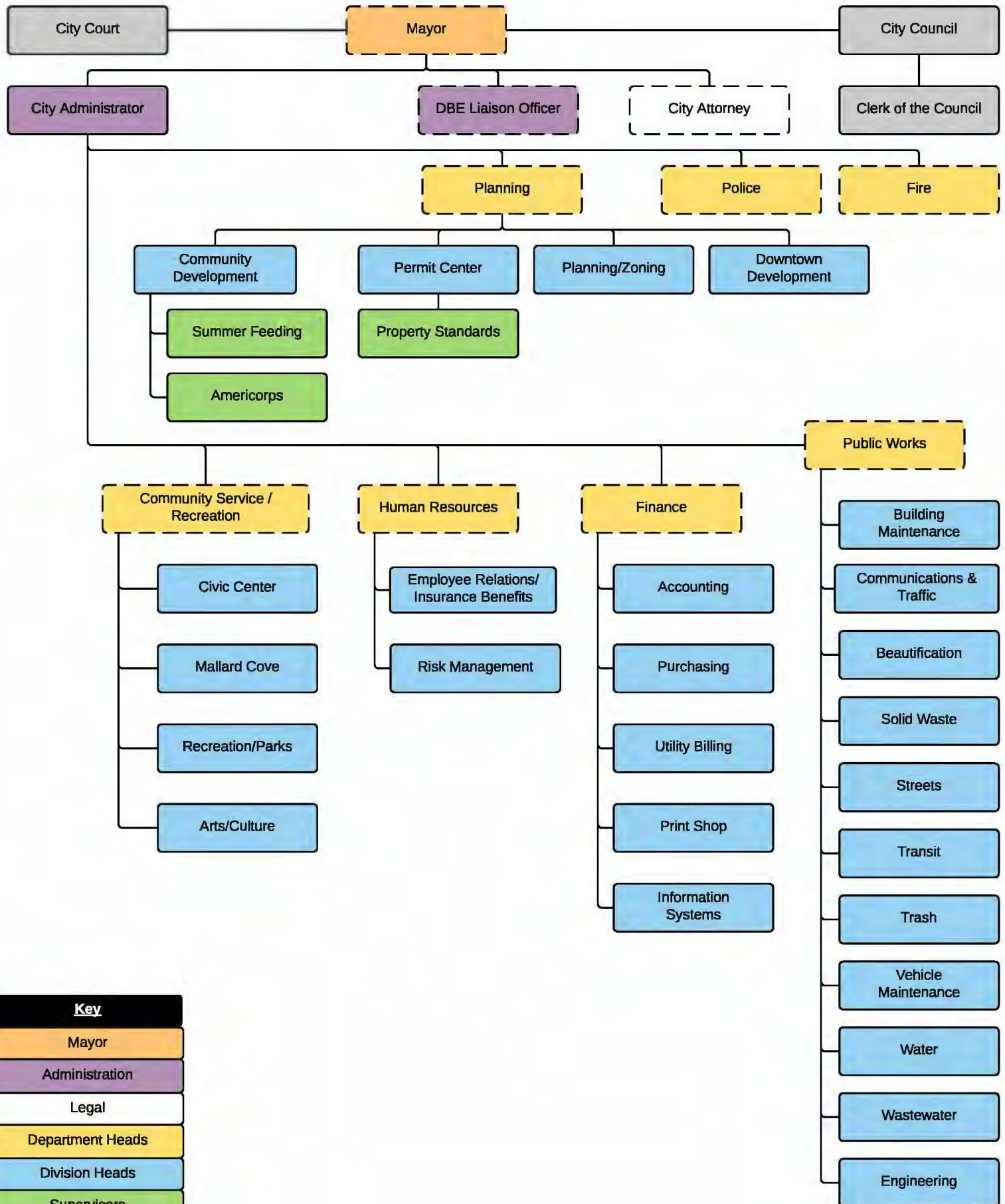
<b><u>WARD 3 MARSHAL</u></b>			
Victor Salvador	December 19, 2018	December 31, 2020	December 2018

**CITY OF LAKE CHARLES  
2019-2020 ANNUAL BUDGET**

**DEPARTMENT HEADS**

<b><u>EMPLOYEE</u></b>	<b><u>DEPARTMENT</u></b>
John Cardone	Mayor's Office
David Morgan	Legal
Karen Harrell	Finance
Wendy Goodwin	Human Resources
Keith Murray	Fire
Shawn Caldwell	Police
Jeff Jones	Public Works
Vacant	Community Services
Mike Huber	Planning

# City of Lake Charles Organization Chart





GOVERNMENT FINANCE OFFICERS ASSOCIATION

*Distinguished  
Budget Presentation  
Award*

PRESENTED TO

**City of Lake Charles  
Louisiana**

For the Fiscal Year Beginning

**October 1, 2018**

*Christopher P. Morill*

Executive Director

**CITY OF LAKE CHARLES  
FISCAL YEAR 2019-2020 ANNUAL BUDGET**

---

**TABLE OF CONTENTS**

	<u>PAGE</u>
<b>GENERAL INFORMATION</b>	
Elected City Officials	3
Department Heads	4
Organization Chart	5
Distinguished Budget Presentation Award	6
Table of Contents	7
<b>INTRODUCTORY SECTION</b>	
Submission Letter to City Council	13
Structure and Budgetary Organization	34
Legal Requirements	36
Methods of Financing Infrastructure and Major Capital Improvements	37
Statement of Budgetary and Financial Policy	38
Budgetary Process	39
Debt Statement	43
Awards and Acknowledgements	45
Ordinance No. 18505 to Adopt Budget for FY19-20	46
<b>BUDGET SUMMARY</b>	
Combined Annual Budget Summary	48
Chart of Annual Budget Summary	49
<b>GENERAL FUND</b>	
General Fund Summary	52
General Fund Revenue and Expenditure Summary	53
Schedule of Revenues	56
Operating Expenditures and Transfers	59
General Government	60
Mayor's Office	62
City Council	64
City Marshal	66
City Court	68
Legal Services	70
Finance	72
Administration Services	74
Accounting	76
Purchasing	78
Human Resources	80

**CITY OF LAKE CHARLES  
FISCAL YEAR 2019-2020 ANNUAL BUDGET**

---

**TABLE OF CONTENTS**

	<u>PAGE</u>
Fire	82
Administration	84
Fire Suppression	86
Cajun Country	88
Fire Support	90
Police	92
Administration	94
Police Service	96
Public Works	98
Administration	100
Streets	102
Trash Collection	104
Solid Waste - General	106
Vehicle Maintenance	108
Building Maintenance	110
Communication and Traffic	112
Grounds Maintenance	114
Engineering	116
Planning and Development	118
Administration	120
Permit Center	122
Downtown/Lakefront Development	124
General Services	126
Administration	128
Building Services	130
Printing Services	132
Information Technology	134
1911 City Hall	136
Community Service Grants	138
Department 21 Transfers	140
<b>SPECIAL REVENUE FUNDS</b>	
Special Revenue Fund Summary	144
Fund 117 Wastewater	146
Fund 119 Riverboat Gaming	148
Fund 105 .25% Sales Tax 2016	150
Fund 127 Recreation	152
Fund 107 Central School	158
Fund 104 Arts/Special Events	160
Fund 110 Community Development	162
Fund 126 HUD-Housing Programs	164

**CITY OF LAKE CHARLES  
FISCAL YEAR 2019-2020 ANNUAL BUDGET**

---

**TABLE OF CONTENTS**

	<u>PAGE</u>
Fund 122 Summer Food Service Program	166
Fund 123 AmeriCorps Grant	168
Fund     Public Safety Grants	170
Fund 131 D.A.R.E. Grant	172
Fund 133 COPS Hiring Grant	174
Fund     Disaster Recovery Fund	176
Fund 120 Facility Renewal Fund	178
Fund 141 Morganfield Economic Development District	180
Fund 142 Lakefront Economic Development District	182
 <b>DEBT SERVICE</b>	
Debt Service Summary	186
Fund 210 LCDA Sewer Bonds	188
Fund 212 2007 \$35m LCDA Public Improvement Bonds	190
Fund 213 2014 \$15.825m Refunding Public Improvement Bonds	192
Fund 214 2010 \$40m LCDA Public Improvement Bonds	194
Fund 215 2017 \$24M LCDA Refunding Bonds	196
Fund 216 2011 \$21m DEQ Sewer Loan	198
Fund 225 School Board Sales Tax District 3	200
Fund 232 2011 \$3m CPTA City Court Complex	202
 <b>ENTERPRISE FUNDS</b>	
Enterprise Funds Summary	206
Fund 401 Transit	207
Fund 411 Transit Capital	210
Fund 405 Water Utility	212
Fund 402 Civic Center	216
Fund 410 Civic Center Capital	219
Fund 403 Mallard Cove Golf Course	222
 <b>INTERNAL SERVICE FUNDS</b>	
Internal Service Fund Summary	226
Fund 501 Risk Management	227
Fund 503 Employee Group Insurance	229
 <b>CAPITAL BUDGET</b>	
Capital Budget	232
Capital Budget Authorization Schedule - Capital Projects	234
Funds and Related Sources	
Capital Budget Schedule of Financing Sources - Capital	237
Projects Funds and Related Sources	
Capital Budget Additional Schedules and Exhibits - Project	239

**CITY OF LAKE CHARLES**  
**FISCAL YEAR 2019-2020 ANNUAL BUDGET**

---

**TABLE OF CONTENTS**

	<u>PAGE</u>
Reauthorization Schedule	
Additional Schedules and Exhibits-Capital Budget - Description of Major Financing Sources-Capital Projects Fund and Related Sources	240
Impact of Capital Improvements on Operating Budget	243
Five Year Capital Improvement Plan	245
 <b>EXHIBITS</b>	
Impact of Department Capital Outlay on Operating Budget	274
Departmental Capital Outlay Summary	275
Summary Budgeted Personnel and Position Totals	280
Glossary of Terms	282
 <b>MISCELLANEOUS STATISTICS</b>	
General Fund Revenue Comparison	286
General Fund Expenditure Comparison by Department	287
General Fund Expenditure Comparison by Category	288
General Fund Expenditures Fringe Benefit Costs	289
Net Position by Component-Last Ten Fiscal Years	290
Change in Net Position - Last Ten Fiscal Years	292
Governmental Activities Tax Revenues by Source - Last Ten Fiscal Years	294
Fund Balances of Governmental Funds - Last Ten Fiscal Years	295
Changes in Fund Balances of Governmental Funds - Last Ten Fiscal Years	296
Assessed and Estimated Actual Value of Taxable Property	297
Property Tax Millage Rates - Last Ten Fiscal Years	298
Principal Property Taxpayers	299
Sales Tax Rates - Last Ten Fiscal Years	300
Principal Sales Taxpayers	301
Ratios of Outstanding Debt by Type	302
Computation of Legal Debt Margin	303
Demographic and Economic Statistics	304
Principal Employers in the MSA	305
Operating Indicators by Function - Last Ten Fiscal Years	306
Capital Asset Statistics by Function - Last Ten Fiscal Years	307
City of Lake Charles Title VI Statement	308

# **INTRODUCTORY SECTION**

THIS PAGE INTENTIONALLY LEFT BLANK





## CITY OF LAKE CHARLES

NICHOLAS E. HUNTER  
MAYOR

326 Pujoe Street • P.O. Box 3706  
Lake Charles, LA 70602-3706  
(337) 491-1251 • FAX (337) 491-1225

DEPARTMENT OF FINANCE  
KAREN D. HARRELL, DIRECTOR

August 13, 2019

Members of the Lake Charles City Council  
P.O. Box 1178  
Lake Charles, LA 70602

RE: Fiscal Year 2019 – 2020 Operating and Capital Budget

Dear City Council Members:

Attached is the City's proposed Operating and Capital Budget for the 2019 - 2020 fiscal year, which is submitted for your review and consideration as provided under Article VI, Section 6-03 of our Home Rule Charter.

The various City departments are to be commended for their commitment to operating within the available funds and allotted personnel to continue providing effective and efficient services to the citizens, businesses and visitors of Lake Charles.

Southwest Louisiana continues to make history with billions of dollars of industrial projects since 2012. The City of Lake Charles is working on various initiatives to capture the momentum generated by the growth in the area. The creation of various economic districts, primarily along the I-10 interstate corridor will provide incentives for redevelopment of some stagnant areas as well as provide new and expanded commercial development.

The Port Wonder project announced in November became a reality on August 7, 2019 with the City Council's approval for the construction of the facility on the lakefront. Port Wonder will house the Children's Museum of Lake Charles and the Louisiana Department of Wildlife and Fisheries Science Center and Educational Complex. Both public and private pledges have been secured to pay for the \$20+ million facility. This complex will serve as the anchor needed to bring other businesses to the lakefront, such as restaurants and other retail development. The parking garage on the lakefront will be renovated as well. As a reminder, through an innovative public private partnership, Port Wonder will be constructed primarily through over \$17 million in non-City funds, much of which comes from the Coastal Protection and Restoration Authority BP Oil Spill Settlement Recreation Use funds, local industry and philanthropic interests.

Along with economic growth comes increased demands for services and expanded infrastructure needs for streets, water and wastewater facilities. The proposed Capital Budget of \$41 million includes \$7 million from bond and loan proceeds. The largest projects being funded over multiple years include the Prien Lake Road project and construction of a new water facility.

*United for Progress and Prosperity*

## CITY OF LAKE CHARLES FISCAL YEAR 2019 – 2020 BUDGET MESSAGE

The City Council recently adopted a \$5 million supplemental infrastructure package providing for investment into City transportation upgrades, including roadways, sidewalks, striping, street and intersection overlays and additional bus shelters.

### **Economic Climate**

The Lake Charles Municipal Statistical Area reportedly is the fastest growing MSA in the country for 2013 - 2018. The Southwest Economic Development Alliance July 2019 report states that from 2012 – 2019, \$23 billion in projects have been completed and \$25 billion are under construction. The report further states that \$65 billion in projects have been announced and are pending final approval and commitments. Liquid natural gas projects are the biggest projects followed by ethane cracker plants, bringing 19,000 temporary construction jobs and 1,900 permanent jobs to the area.

Although the Lake Charles economy has historically been heavily supported by the petrochemical industrial there, is much diversity in the area. Other economic drivers in the area include gaming, aviation, shipping, education and tourism.

Labor market information provides a gauge of an area's economy. According to the Louisiana Workforce Commission June 2019 report, the Lake Charles MSA unemployment rate for June 2019 was 4.3 percent compared to the June 2018 rate of 4.8 percent; and this compares favorably to a state-wide unemployment rate of 5.3 percent. Construction jobs have declined over the last 13 months but are expected to increase when construction begins on additional LNG projects. The professional and business services sector have gained jobs over the last year.

Sales tax revenues are also an indicator of an area's economy and those trends are discussed below.

### **Current Financial Outlook**

The proposed General Fund budget for fiscal year 2019-2020 projects revenues of \$77.5 million will be needed to cover operational expenses and subsidies to other funds. Portions of the reserves of the General Fund and other funds are needed and budgeted where appropriate for capital improvements to the City's expanding infrastructure. It is imperative that reserves remain sufficient to cover any downturn in the economy or unforeseen events, while investing funds wisely for the betterment of the community.

The total combined budget of \$182.5 million includes a Capital Budget of \$38.6 million in projects that will be combined with funds authorized in previous years for numerous large projects and ongoing rehabilitation of existing infrastructure.

Sales tax is the City's largest revenue source, accounting for more than 40 percent of all proposed revenues. The total collections projected for FY 2019 is \$65.7 million, a decrease of 2 percent from FY 2018 collections of \$67 million. The proposed budget projects a decrease of nearly 2 percent from FY 2019 collections for a total of \$64.5 million. The General Fund receives \$49.5 million or 76.7 percent of all sales tax, with the remaining amounts dedicated to wastewater, recreation and capital needs. Sales tax

CITY OF LAKE CHARLES  
FISCAL YEAR 2019 – 2020 BUDGET MESSAGE

revenues are down across the parish, as many of the industrial projects are completed. Although difficult to quantify, the construction on the I-210 Bridge is believed to be having a negative impact on Lake Charles' businesses; this project should be completed by January 2020.

The primary focus of our initial budget discussion centers on the General Fund since it is used for the general operations of the City. This is the City's primary source of funds to cover the departmental expenses of General Government, Finance, Human Resources, Fire, Police, Public Works, Planning and Development and other general services.

Wastewater and Recreation are special revenue funds which account for various restricted revenues and related expenditures. Grant funds such as Community Development, Summer Food Service Program and AmeriCorps are accounted for in individual special revenue funds.

Transit, Water Utility, Civic Center and Golf Course Funds are considered enterprise funds and are funded by revenues generated by their activities as well as operating subsidies where necessary.

The City operates two internal service funds: 1) Risk Management Fund which includes coverage for property, auto, general liability and workmen's compensation insurance; and 2) Employee Insurance Fund which accounts for employee health benefits. The City retains most of the risk for insurance coverage.

### **General Fund**

#### **Overview**

The City ended fiscal year 2018 with fund balance reserves of \$39.8 million, which equaled 58 percent of expenditures and operational transfers. The adopted FY 2019 budget allocated \$5.5 million for transfers to fund capital improvements. The budget has been amended to allocate an additional \$5 million for a supplemental infrastructure package. It is projected that fiscal year 2019 will have an ending fund balance of \$33.5 million.

The proposed General Fund budget forecasts revenues of \$77,494,054. Departmental expenditures and operating subsidies are budgeted at \$77,466,755. \$3.5 million will be transferred to the Capital Project Fund for drainage, sewer, and other projects, resulting in an estimated ending fund balance in the General Fund of \$30 million at fiscal year-end 2020. This projected ending balance is above the targeted minimum balance of 30 percent of budgeted expenditures and non-capital transfers.

The Louisiana Local Government Budget Act (R.S. 39:1301-1315) requires that all governments include year-to-date revenues and expenditures as well as the projected fiscal year-end totals. This data is included in this document and will be discussed as a part of this budget letter.

CITY OF LAKE CHARLES  
FISCAL YEAR 2019 – 2020 BUDGET MESSAGE

**Discussion of General Fund Revenues**

The proposed fiscal year 2020 General Fund revenues of \$77.5 million reflect a decrease of 1.5 percent when compared to the adopted FY 2019 budget of \$78.7, and are down 2.5 percent when compared to fiscal year 2018 actual collections.

**Sales Tax:**

Proposed sales tax revenue of \$49.5 million accounts for 63.8 percent of all General Fund revenues and includes \$4.8 million (75 percent of proposed collections) from the sales tax levy that was implemented in 2016. The proposed revenue is a decrease of 2 percent over the projected 2019 amount of \$50.4 million. Actual sales tax collected in the General Fund in fiscal year 2018 was \$51.4 million. Projections are based on past history and current year trends.

**Property Tax:**

Proposed property tax revenue of \$10 million will account for 13.1 percent of all General Fund revenues in fiscal year 2020 and is increased by 1.5 percent from the projected 2019 collections. The City rolled back the millage in 2016 to a rate of 15.23 mills, compared to the levy of 15.35 mills which had been in effect in the previous years.

**Franchise and License Taxes:**

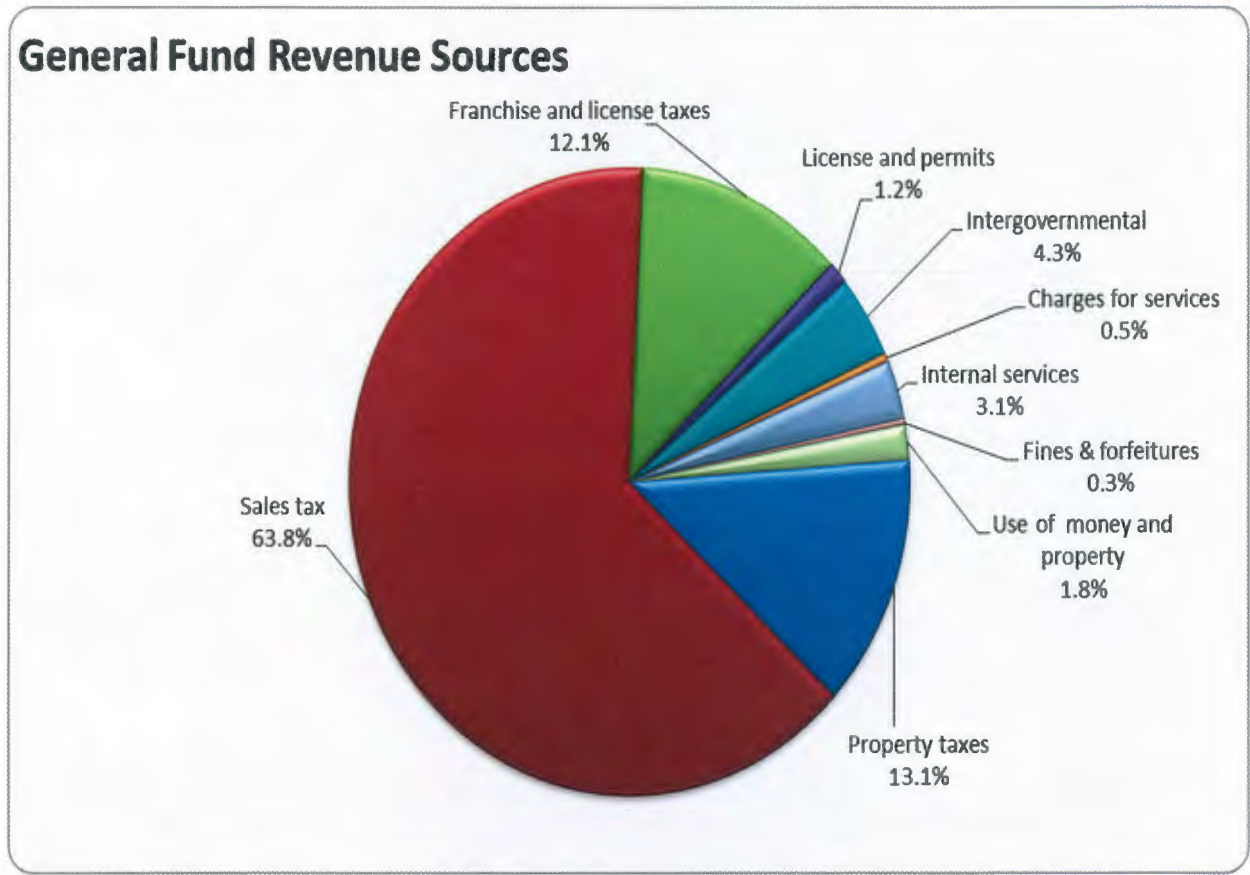
Franchise and license taxes of \$9.3 million make up 12.1 percent of General Fund revenue. The electric franchise tax makes up 46 percent of this category. Total franchise revenues are budgeted at \$5.8 million for FY 2020. Also included in this category is the occupational and insurance licenses tax. The annual payment is based on a business's sales history. The proposed budget amount of \$3.6 million is an increase of 2.6 percent over the adopted budget for fiscal year 2019.

**Internal Charges for Services:**

Each year the City records revenue in the General Fund from other funds to account for the indirect cost of providing support services to other departments within the City, such as the Transit, Water and Wastewater Divisions. Services provided to those departments include financial and technical support, such as purchasing, payroll and IT; maintenance support for all facilities and equipment from the Public Works Department; and administrative support from Human Resources and others. The City contracts annually with a consulting firm to formulate a Cost Allocation Plan, which is used to calculate the value of these services. The General fund has received \$2.3 million for the last several years.

CITY OF LAKE CHARLES  
FISCAL YEAR 2019 – 2020 BUDGET MESSAGE

The chart below displays the City's General Fund revenues by various sources.

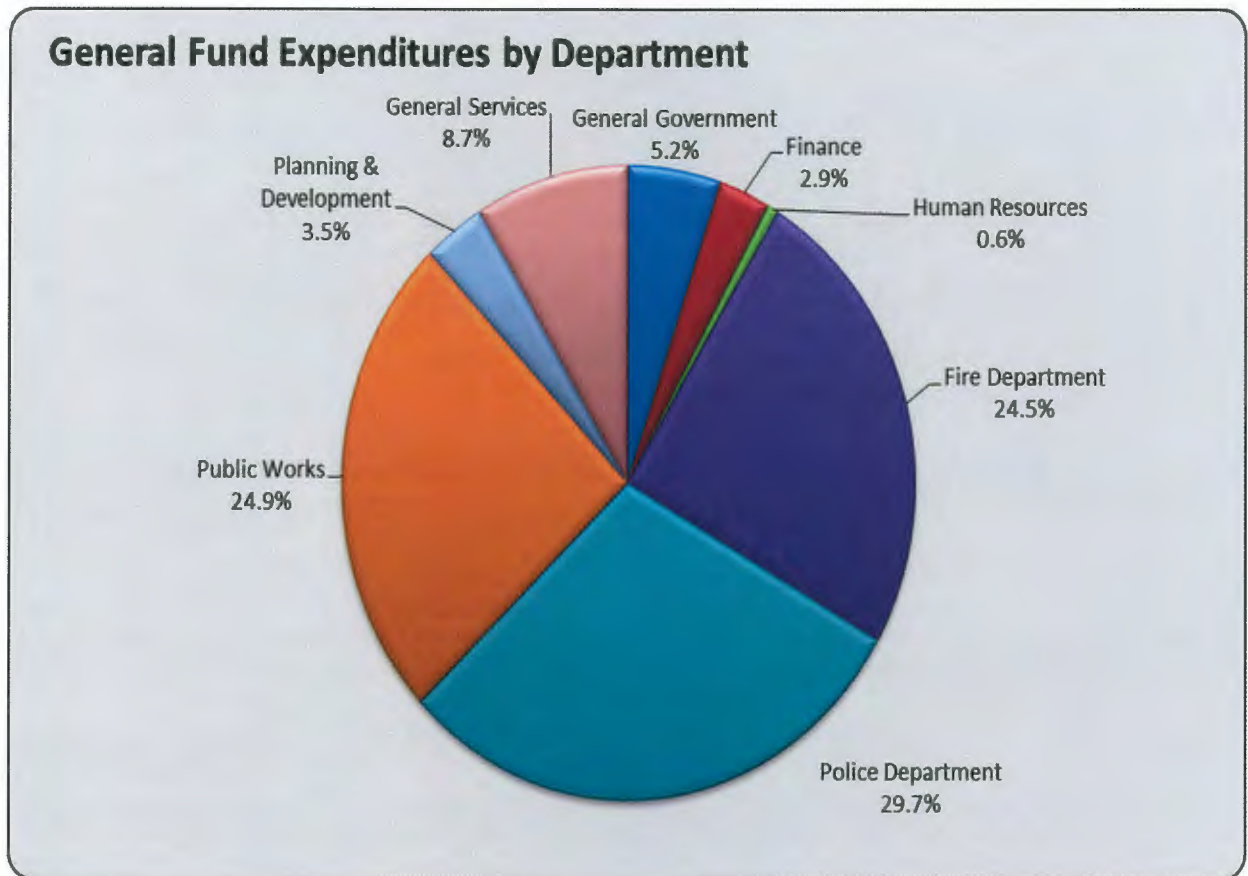


**Discussion of General Fund Expenditures**

The proposed General Fund departmental expenditures are budgeted at \$72,826,567 and compares to the adopted budget of \$72,411,135. Operating subsidies annually transferred to special revenue, debt service and enterprise funds are proposed at \$4,640,188. That amount combined with a \$3,500,000 transfer to the Capital Project Fund brings the total proposed General Fund expenditures to \$80,966,755 for the fiscal year 2020 budget.

CITY OF LAKE CHARLES  
FISCAL YEAR 2019 – 2020 BUDGET MESSAGE

The chart below displays the City's General Fund expenses by department without the operating and capital subsidies to other funds.



Departmental expenditures of \$72.8 million are relatively unchanged from the \$72.4 million adopted in the FY 2019 budget. The Police Department's expenditures of \$21.6 million account for 29.7 percent of the City's departmental expenditures and are an increase of 2.4 percent over the FY 2019 adopted budget. The implementation of a pay matrix and restructuring of the department required reductions of other expenditure categories to help offset those increases.

Fire Department expenditures of \$17.8 million account for 24.5 percent of the General Fund and are consistent with FY 2019. The Public Works Department expenditures of \$18.1 million accounts for 24.9 percent of General Fund departmental expenditures and decreased by 1.4 percent over the current year's adopted budget.

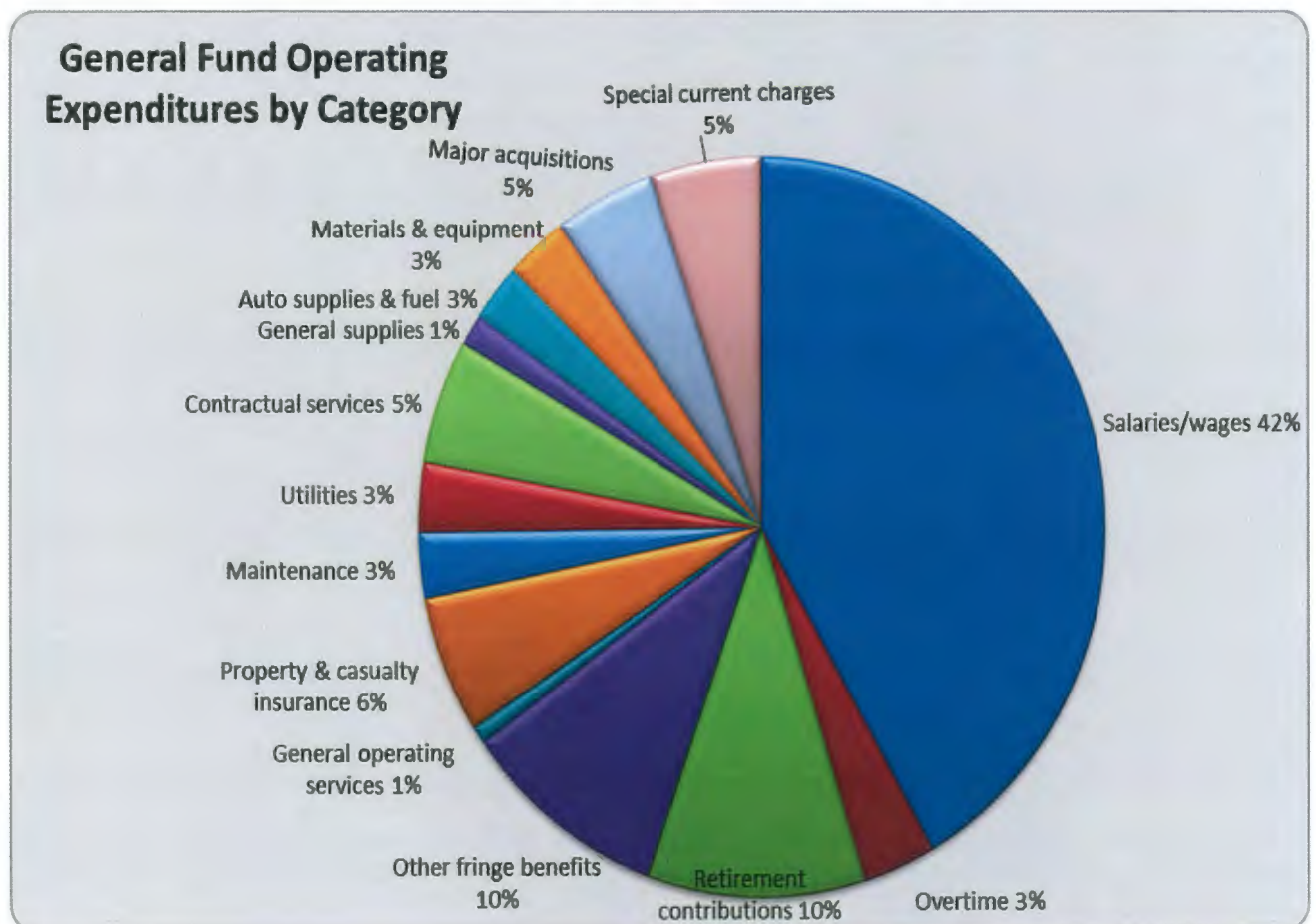
The \$3,695,188 operating transfer from the General Fund is needed each year to help fund the operations of community service activities such as Recreation, Civic Center and Mallard Cove Golf Course. General Fund revenues are also needed for the City's share of Transit operations as well as other intergovernmental grants that require city matches. This amount is reduced by 5.3 percent from the fiscal year 2019 adopted budget.

CITY OF LAKE CHARLES  
FISCAL YEAR 2019 – 2020 BUDGET MESSAGE

Included in the proposed budget is a transfer of \$645,000 to the Wastewater and Water funds from the 2016 sales tax levy, and will be used in those funds to offset the salary and fringe benefit cost related to the pay increases that were implemented in January 2016. Most all other funds are already subsidized by the General Fund and their increase in personnel cost are already included in their subsidy.

The proposed fiscal year 2020 budget includes a transfer of \$3.5 million from the General Fund to the Capital Project Fund, and compares to the \$10.5 million in the amended 2019 budget. Of those funds, \$1.5 million will be used to pay for continued extensive drainage rehabilitation and \$1.5 million for wastewater basin rehabilitation program. Funding is included for costs associated with the new municipal golf course. As a reminder, through yet another innovative public private partnership, private developers have donated over 135 acres of land to the City for the construction of this course.

Below is a chart followed by a discussion of the major category of expenditures for the General Fund and does not include operating or capital transfers:



CITY OF LAKE CHARLES  
FISCAL YEAR 2019 – 2020 BUDGET MESSAGE

**Personnel Summary:**

- The cost of salaries and fringe benefits accounts for 65 percent of the General Fund's operational expenses. Included in the proposed FY 2020 budget is the 2 percent longevity pay added every year for eligible employees. An across the board pay increase has been given to employees, effective in January of each year since 2015. An across the board pay increase is not included in the proposed budget.
- Various departments have requested additional personnel. The City eliminated 30 positions in 2011, and the personnel count has remained nearly the same since that time. There are 871 full time positions and 79 part-time positions in the proposed budget.
- Health insurance premiums are budgeted to increase by 5 percent in January 2020. There has not been a rate increase since 2017 and claims cost have continued to rise. All part-time City employees receive the same health care insurance coverage as do full-time employees.
- The City implemented a limited health insurance subsidy for eligible retirees effective January 2019.

**Salaries / Wages / Overtime:**

- The proposed \$32.9 million budgeted for salaries, wages and overtime is increased by 2 percent over the \$32.2 over adopted FY 2019 figures and reflects the annual two percent longevity increase for eligible employees.
- State statute requires that most fire and police personnel receive an annual 2 percent longevity pay increase.; therefore, a 2 percent longevity increase has been included in the proposed budget for all eligible employees, including non-public safety employees.
- Overtime is budgeted at over \$2.5 million in the proposed budgets (\$1,260,000 for Fire Department; \$976,000 for Police Department and the remaining for other departments). This continues to be a challenging line item in the public safety departments.
  - The Fire Department's overtime increased to nearly \$2 million or 14 percent in fiscal year 2018 and is currently trending at an 18 percent increase for the 10 months in the current fiscal year compared to last fiscal year, projected to reach \$2.4 million. Firefighting personnel refuse to "move up" in rank when vacancies exist in their work shift. This significantly increases the cost of overtime because overtime is paid to the upper ranks at a higher rate of pay, rather than being paid to the employees of the lower ranks. The department currently has twenty vacant positions.
  - The Police Department's union contract states that General Fund overtime exceeding \$700,000 has to be approved by the City Council. This action was taken earlier in the year. The overtime exceeded \$1.3 million in both of the last two fiscal years. It is estimated that

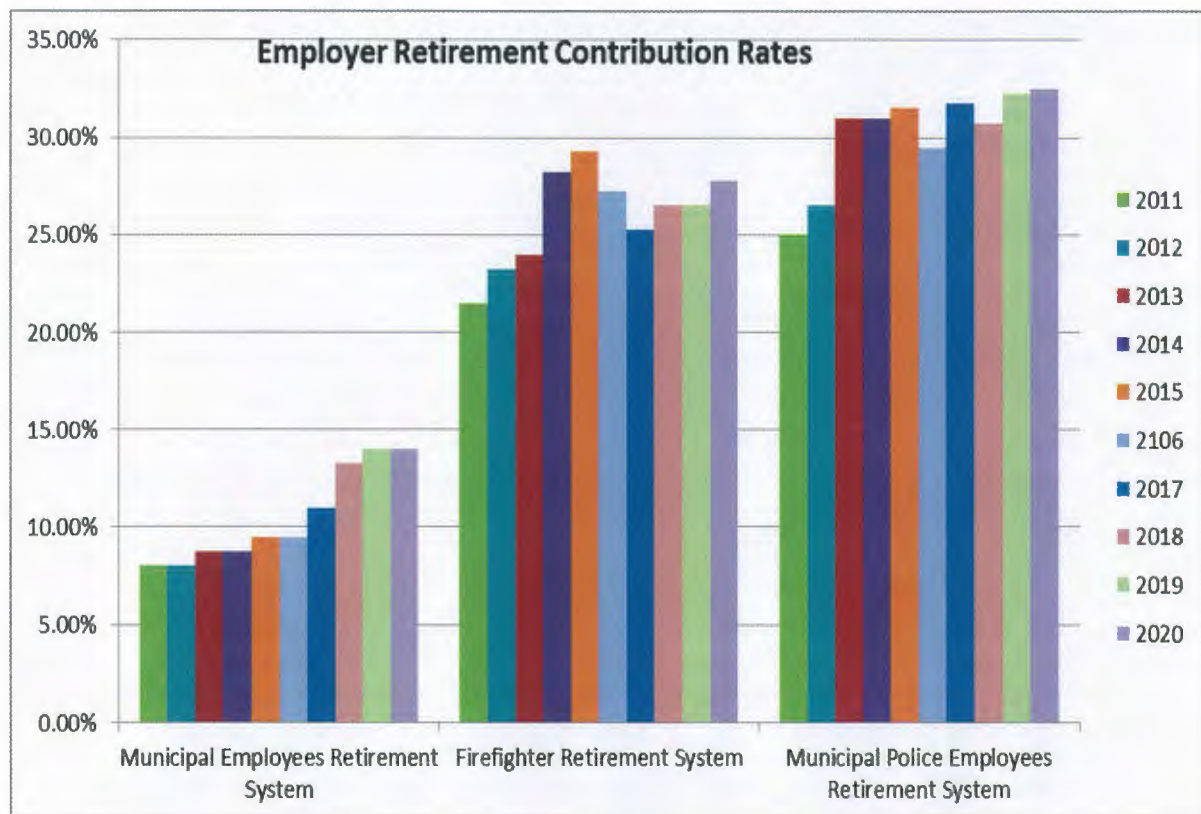
CITY OF LAKE CHARLES  
FISCAL YEAR 2019 – 2020 BUDGET MESSAGE

overtime will exceed \$1.7 million in the current fiscal year. The proposed budget includes \$976,000 for overtime. The Police Department averaged 12 vacant positions in the current fiscal year. It should be noted that an additional \$142,300 in overtime expense is budgeted in the Police Grant Fund for special overtime detail, which is funded by other agencies.

**Retirement Contributions and Other Fringe Benefits:**

The fringe benefit category expense of \$14.6 million makes up 20 percent of all expenses and increased by \$500,000 in the FY 2020 budget compared to the adopted current year budget. Actual FY 2018 expenditures were \$12.2 million.

Retirement contributions make up 51.6 percent of the expenditures in this category. Retirement contribution rates have continually increased for the last decade in all City retirement systems: Municipal Employee Retirement System (MERS), Firefighter Retirement System (FRS) and the Municipal Police Employee Retirement System (MPERS).



- MERS contribution rates for all non-public safety employees had been stable but increased substantially over the last several years, rising from 13.25 percent in 2017 to 14 percent in 2018 and remained unchanged in 2019.

CITY OF LAKE CHARLES  
FISCAL YEAR 2019 – 2020 BUDGET MESSAGE

- Retirement contributions are budgeted at \$1.5 million in both FY 2019 and FY2020. The City additionally contributes 6.2 percent for social security for employees in this system. The above total reflects only the General Fund's employees. The total paid to this system from all funds is budgeted at \$2.8 million in FY 2020.
- Retirement contribution rates for the Fire Department payments into FRS increased to 26.5 percent on July 1, 2017 and to 27.75 percent on July 1, 2019.
  - Retirement contributions are budgeted at \$2.7 million in the proposed budget compared to \$2.5 million in the adopted 2019 budget.
- The MPERS retirement contribution rate for the Police Department increased on July 1, 2019 to 32.5 percent, from 32.25 percent in 2018.
  - The proposed retirement expense for the Police Department of \$3.3 million is an increase of over the adopted FY 2019 budget of \$3.2 million.
- The City pays the retirement contributions for the Fire and Police personnel's State Supplemental pay. Eligible employees receive \$6,000 per year from the State. We are currently paying \$1,665 for each eligible fireman and \$1,950 for each eligible police officer, amounting to over \$500,000 in additional retirement contributions which the City must budget for these eligible employees.
- Medicare is paid at 1.45 percent of total payroll for most employees in all three retirement systems.
- The City is self-insured for employee health benefits and has not increased rates since 2017. A five percent increase is budgeted for January 2020 renewals. All part-time employees are provided health insurance. The City's share of insurance premiums are budgeted at \$5.6 million in FY 2020 in the General Fund; \$7.6 million for all funds.

**Insurance – Auto, General and Workman's Compensation Liability**

- The City is self-insured for most liability, with some coverage for catastrophic claims. All divisions are charged a prorated share of funds needed for the Risk Management Internal Service Fund, where all claim costs, insurance premiums and administrative fees are paid. An analysis was done in the current year to ensure that the distribution properly reflected the history of claims incurred. Additionally the total funds needed for the Risk Management fund was reduced from \$7.5 million to \$7 million. The General Fund's cost was reduced to \$4.4 million in the proposed budget from \$5 million budgeted in fiscal year 2019 budget.

CITY OF LAKE CHARLES  
FISCAL YEAR 2019 – 2020 BUDGET MESSAGE

**Other Operational Expenses:**

- Other operational expenses, such as maintenance, materials and supplies were reduced where possible to help offset the increases in salaries and fringe benefits.
- Capital expenditures in the General Fund primarily include the purchase of automobiles and heavy equipment. The proposed budget includes \$3.4 million for new equipment and is an increase of \$435,000 from the adopted 2019 budget.

**Operating Transfers from General Fund:**

- The operating transfers to subsidize special revenue funds and enterprise funds of \$3.7 million is a reduction from \$3.9 million in the adopted budget.
- The debt service transfer of \$300,000 is for the Sales Tax Increment funding paid to the Ward 1 School District from sales tax revenues received from the Wal-Mart store on Highway 171. The City's share of sales taxes from this store exceeds \$1,000,000 annually. This agreement will expire at the end of fiscal year 2020.
- The transfers from the General Fund to the Wastewater and Water Funds are included to fund the increase in salaries and fringe benefits related to the pay increases authorized by the sales tax referendum. Most other funds receive subsidies from the General Fund, and therefore do not receive separate funding.

**Capital Transfer from General Fund:**

The General Fund is budgeted at a breakeven point for fiscal year 2020, but the projected ending fund balance reserve of \$33.5 million allows for the use of fund balance reserves for capital improvements.

- Beginning in FY 2016, a transfer from the General Fund has been budgeted to the Capital Project Fund to pay for the rehabilitation of wastewater basins that flow into Wastewater Treatment Plant (WWTP) A. There are a total of thirteen basins to be rehabilitated. Four basins have been repaired to date. Included in the current and proposed budget is a \$1.5 million transfer for continuing basin repairs and other wastewater improvements. This rehabilitation program will be ongoing for many years.
- The City has a very aggressive drainage and storm water evaluation program throughout the City. Once the evaluation is complete, the City engages a contractor to rehabilitate the needed lines. The administration and staff is committed to make significant drainage improvements within the City.

The fiscal year 2020 budget includes the use of \$1.5 million of General Fund reserves to be transferred to the Capital Budget, which has a total of \$4.4 million in new proposed drainage projects.

CITY OF LAKE CHARLES  
FISCAL YEAR 2019 – 2020 BUDGET MESSAGE

- The General Fund has allocated \$500,000 to support the Mallard Cove Enterprise Fund. These funds will be used to fulfill the City's obligation as per the agreement with Chennault Industrial Airpark Authority for the construction of a new municipal golf course at Morganfield.

The City Council recently adopted the Mayor's \$5 Million Supplemental Infrastructure Package. This was possible due to the reserves in the General Fund at the end of fiscal year 2018. The additional funds will be used for city bus shelters, sidewalk construction, street striping, street and intersection improvements and asphalt overlays. These projects are proceeding expeditiously and will be impactful for the community within the upcoming year.

Additional revenue and expenditure comparisons are displayed in the Exhibit section.

**Summary of General Fund Balance Adjustments**

Fund balance reserves at the end of FY 2018 were \$39.8 million and represented 58 percent of operating expenditures and transfers. Included in FY 2018 was \$6 million in transfers to the Capital Project Fund.

The FY 2019 adopted budget provided for a transfer of \$5.5 million to fund capital projects, and as mentioned above, the budget was amended to transfer an additional \$5 million to the Capital Project fund for roadways and transportation improvements.

It is projected that FY 2019 operating revenues of \$78.6 million will exceed operating expenditures and transfers of \$74.4 million. After the capital transfers of \$10.5 million, it is projected that fund balance reserves will be \$33.5 million at the end of fiscal year 2019, which exceeds the City's target reserve balance of 30 percent operating expenses and operating transfers.

The 2020 budget proposed revenues are equal to operating expenditures. The capital transfer of \$3.5 million allocates fund balance reserves for needed capital projects.

Based on the projected 2019 and proposed 2020 budget, the General Fund will have a fund balance reserve of \$30 million at the end of the 2019-2020 fiscal year. This total is 39 percent of budgeted expenditures and non-capital transfers.

It is the City's practice to have a minimum ending fund balance target of 30 percent of expenditures and non-capital transfers. This reserve provides sufficient funds to enable the City to respond to economic downturns, allows for uninterrupted City services in the event of a natural disaster and demonstrates that the City can provide funding for major capital improvements.

CITY OF LAKE CHARLES  
FISCAL YEAR 2019 – 2020 BUDGET MESSAGE

General Fund Fund Balance Projections	Actual Fiscal Year 2015-2016	Actual Fiscal Year 2016-2017	Actual Fiscal Year 2017-2018	Projected Results EOY 2018-2019	Proposed Budget 2019-2020
Beginning fund balance	\$ 31,373,377	\$ 30,025,537	\$ 35,009,807	\$ 39,792,758	\$ 33,525,257
Fund balance (used) added operations	5,726,960	7,809,270	10,772,950	4,240,999	27,299
Fund balance used for capital transfers	(7,074,800)	(2,825,000)	(5,990,000)	(10,508,500)	(3,500,000)
Total fund balance (used) added	(1,347,840)	4,984,270	4,782,950	(6,267,501)	(3,472,701)
Ending fund balance	\$ 30,025,537	\$ 35,009,807	\$ 39,792,758	\$ 33,525,257	\$ 30,052,556

### Special Revenue Funds

#### **Wastewater Fund**

The City maintains and operates a wastewater system, which includes treatment plants, lift stations, trunk lines and sewer basins. Existing facilities and infrastructure have to be replaced or repaired while simultaneously meeting unprecedented demands for new services.

Total revenues in the Wastewater Fund are budgeted at \$17.7 million for FY 2020, a 4.2 percent decrease over the adopted FY 2019 revenues. Sewer fees are based on water consumption, which are reduced this year. The Wastewater Fund receives 16 percent of a one percent sales tax levy, and is projected to decrease by 4.8 percent from the adopted FY 2019 budget.

Proposed operating expenditures are budgeted at \$12.9 million, an increase of 6.5 percent from the adopted FY 2019 budget of \$12.1 million. Funds available for maintenance and contractual services are increased for specifically identified needed maintenance programs for pumps and other equipment at the two older sewer plants. The Wastewater Fund was identified as underfunding the City's Risk Management Fund, therefore the Insurance expense category increased from \$423,445 to \$685,770 in the proposed budget.

Included in the Capital Budget is \$7.3 million in Wastewater projects. A transfer of \$3.5 million from the Wastewater Fund to the Capital Project Fund is included in the FY 2020 budget.

Total debt service transfers from the Wastewater Fund are \$3.4 million to repay a portion of the \$35 million Lake Charles 2007 Public Improvement Bonds, the 2009 Refunding Bonds for Plant D construction and the LDEQ loan.

The City Council adopted a new sewer and water rate schedule in December 2017. A minimal change was effective on July 1, 2018, which increased the capital improvement fee from \$1.40 per month to \$2.10 for users of 2,000 or more gallons of water. This additional revenue is budgeted in the Capital Budget. An increase of sewer user fees will not be implemented until January 1, 2020 but the change to the "seasonal rate" went into effect this spring and may be having a negative effect on revenue.

CITY OF LAKE CHARLES  
FISCAL YEAR 2019 – 2020 BUDGET MESSAGE

**Riverboat Gaming Fund**

The City participates in a Cooperative Endeavor Agreement with the Calcasieu Parish Police Jury which pools all gaming revenues collected within the parish. Riverboat net gaming proceeds for the first six months of 2019 are reduced by 5.3 percent for the four casinos located in Calcasieu Parish. It is speculated that the construction on the I-210 Bridge is having a negative impact because it discourages the normally heavy Texas patronage. This bridge work is scheduled to be completed by January 2020.

As per the agreement, the Calcasieu Parish Gaming Revenue District is paying Louisiana DOTD \$2,667,000 per year for five years, beginning in 2016, for the Cove Lane/Nelson Road Project. This fiscal year will be the last year of the reduction, of which the City's share is 50 percent.

The proposed revenues of \$10.1 million are a decline from the adopted revenues for FY 2019 of \$10.5 million. Transfers of gaming funds for capital projects will be \$6.4 million in the 2020 fiscal year.

The City of Lake Charles has issued \$75 million in bonds as authorized in November 2006 for public improvement projects. Up to 60 percent of the gaming revenues can be used to repay the debt. \$3.1 million is needed in the FY 2020 budget for the annual debt service payment, which represents 31 percent of the gaming funds.

As in prior years, the Riverboat Fund includes a transfer of \$840,440 to other special revenue funds to pay for utilities and maintenance costs associated with the lakefront promenade and other arts and cultural facilities and events.

**Recreation Fund**

The Recreation Fund receives both sales and property taxes that are dedicated to this program. Revenues are also generated for services provided by the different activities. Revenues of \$3.5 million are subsidized by a \$985,829 transfer from the General Fund to fund recreation and park's expenditures of \$4.5 million.

The Lakefront/Downtown Division of the Recreation Fund is used to track the cost of utilities and maintenance of the lakefront promenade and other downtown areas. The projected cost of \$615,440 is included in the transfer from the Riverboat Gaming Fund.

**Grant Programs**

Individual fund displays are included for Community Development Block Grant, HUD Housing Programs, Summer Food Service Program and AmeriCorps Grant Funds. Total proposed revenues in these grant funds are \$3 million for FY 2020 and an additional \$223,813 is transferred from the General Fund for needed matching funds. Included in this total is \$1.2 million from a Homeland Security Hazard Mitigation program for a homeowner elevation program that was budgeted but not spent within the last two budget cycles but appropriations are still available.

CITY OF LAKE CHARLES  
FISCAL YEAR 2019 – 2020 BUDGET MESSAGE

The COPS Hiring grant is a federally funded program which covers the salary and fringe benefits for additional police officers. The City was awarded a COPS Hiring grant in 2014 to fund 75 percent of the personnel cost of 7 additional officers. This cost is proposed at \$477,100 of which \$357,825 will be paid by the grant. A cooperative endeavor agreement with the Calcasieu Parish Sheriff Office provided that in lieu of prisoner boarding fees of \$175,000 the City could use those funds as the 25 percent cash match. The transfer of those funds has been made for the last several years and remains in the Public Safety Grant Fund and will be retained for use when the grant funds have been exhausted. Currently four of the seven positions are filled.

**Debt Service Funds**

The City issued LCDA Public Improvement Project Bonds, Series 2007 and Series 2010. Portions of the Series 2007 were refunded in Series 2014. The remainder of the Series 2007 and portions of the Series 2010 were refunded in Series 2017. Outstanding debt from those issues is \$38.4 million. The City has additional debt of \$21.3 million, primarily for sewer projects, for a total outstanding debt of \$59.7 million. Debt will be paid for with funds accumulated and transferred into the various debt service funds. Principal payments of \$7.3 million and interest payments of \$2 million are funded through transfers from the Wastewater Fund, the Riverboat Gaming Fund, and the Capital Projects Fund.

**Enterprise Funds**

Enterprise funds are used to account for operations that are financed and operated in a manner similar to private business enterprises in that the costs of goods and/or services to the general public are to be financed through user charges.

**Transit Fund**

The City's transit program costs are budgeted at \$3.4 million for FY 2020. 50 percent of operations and 80 percent of planning and maintenance costs are funded by the Federal Transit Administration (FTA) and those revenues are budgeted at \$1.9 million in FY 2020. State transit revenue, ridership and other revenue equal \$263,500. Revenues from ridership have declined the last several years. The City receives rental revenue for the second floor of the transit facility and from a restaurant located on the first floor. The City's share needed to cover expenditures is \$1.2 million and is an annual subsidy from the General Fund.

The Transit Capital account is used to capture all revenue and costs associated with facility construction and acquisition of equipment. The current year expenses include the purchase of a new bus. Capital amounts authorized in previous budgets are automatically re-appropriated in the following year.

CITY OF LAKE CHARLES  
FISCAL YEAR 2019 – 2020 BUDGET MESSAGE

**Water Fund**

The Water Fund accounts for the operation and maintenance cost of providing water services to Lake Charles' citizens and businesses. Also included is the allocation of accumulated funds for needed capital improvements to the water system, similar to those of the wastewater system. Proposed water revenue of \$12.1 million is a decrease from the last several years, some of which is due to the reallocation of the Capital Improvement fee to the Capital Project fund rather than the Water Fund. The fund will receive a pro-rata General Fund allocation of \$320,000 from the 2016 sales tax proceeds to help offset the cost of salary increases given the last several years.

Operating expenditures are budgeted at \$13.4 million for both the business office and production and distribution, a 3.1 percent increase from the current fiscal year. Funds continue to be budgeted for implementation of a structured maintenance program for filters, water tanks and wells at the various water plants.

Capital expenditures are budgeted at \$8.4 million in the proposed budget. The City has begun the engineering of a new water plant. The estimated construction cost is \$18.7 million for the plant and an additional \$5.2 million for the water lines. The City has authorization from the Department of Health and Hospitals (DHH) for a \$20 million loan from the Drinking Water Revolving Loan Fund (DWRLF) to help fund the project. The adopted FY 2019 budget included revenues of \$5 million from the loan but none have been received. An additional \$2 million is budgeted from loan proceeds in the proposed budget.

As mentioned above, the City Council adopted a new sewer and water rate schedule in December 2017. A minimal change was effective on July 1, 2018, which increased the capital improvement fee from \$1.40 per month to \$2.10 for users of 2,000 or more gallons of water. This additional revenue is budgeted in the Capital Budget for FY 2020. Water rates increased for users of 100,000 gallons or more per month effective January 1, 2019. These rates will increase incrementally each year until 2023, at which time all water will be billed at the same rate. The rate for minimal water users will not be increased until January 1, 2020.

**Civic Center Fund**

The Civic Center proposed operating budget of \$3 million is the same as the past few budgets. Facility generated revenues are estimated at \$1.1 million and the General Fund allocation for operational subsidy of \$557,700 has continued to be reduced the last several years. Beginning in FY 2015, the City's revenue from the Louisiana Department of Treasury for hotel taxes dedicated to the Lake Charles Civic Center increased from a previous annual allocation of \$200,000 to current levels which exceed \$1.1 million, thus reducing the City's subsidy from the General Fund. These funds have allowed the City to purchase new equipment and cover other deferred maintenance costs.

The City is seeking approval from the State Bond Commission to issue up to \$6 million in bonds for improvements to the facility, grounds, pedestrian access and lakefront adjacent to the property. Portions of the dedicated tax collections from the state will be used to repay the bonds.

CITY OF LAKE CHARLES  
FISCAL YEAR 2019 – 2020 BUDGET MESSAGE

**Mallard Cove Golf Course Fund**

Mallard Cove Golf Course fiscal year 2020 proposed operating expenses of \$1.6 are funded by operating revenues of \$921,650 and the transfer of \$704,700 from the General Fund. Only the actual amount needed to reconcile revenues to expenses is transferred and historically is less than budgeted.

The City has entered into an agreement with Chennault Industrial Airpark Authority for a new municipal golf course which is under construction within the Morganfield development. The City will provide for various aspects of the new course. Funds from various sources are included in the Capital Budget. The agreement provides that Chennault will repay the City for those improvements in future years. The new course should be open by summer 2020.

**Internal Service Funds**

**Risk Management Fund**

The Risk Management Fund is used to account for self insured general liability, auto liability and workmen's compensation liability claims. Property and various other types of insurance coverage are paid for out of this fund. The financing of services provided is funded through insurance charges to all City departments. The insurance premium charged to the various City departments was decreased to \$7 million, from \$7.5 million which has been charged since FY 2016. An analysis of claims history was done this year and resulted in a reallocation of funding from the various City divisions based on property values and claims costs incurred in the past 10 years for auto, general and police professional claims. The lookback period for workmen's compensation claims was 20 years.

**Employee Group Insurance Fund**

The City of Lake Charles has a self-funded plan for employee health insurance managed by Blue Cross/Blue Shield since January 2013. All full time and part time City employees are provided health insurance at no cost to them. Employees may elect to contribute \$60 per month in order to have lower out of pocket expenses, such as co-pays and deductibles.

Total expenses of the fund include premiums for stop loss coverage and administrative fees in addition to the actual costs of medical claims paid by the City on behalf of our employees and their covered dependents. Total costs are projected at \$10 million in the proposed budget.

The City's health care claims were \$7.8 million in FY 2018 which was a 26 percent increase from FY 2017. Claims are trending upwards 11 percent in the current fiscal year and may reach \$8.7 million in the current year.

CITY OF LAKE CHARLES  
FISCAL YEAR 2019 – 2020 BUDGET MESSAGE

The employee and employer insurance premium rates have not changed since January 2017 but an increase of five percent is included in the budget and is planned for the 2020 renewal period. The City adopted a policy effective January 2019 which provides a limited health insurance supplement to eligible retirees.

**Capital Budget**

**General Capital Projects**

The fiscal year 2020 Capital Budget is \$40.9 million and includes street, drainage and stormwater, wastewater and water projects. It also includes authorizations for various City facilities and properties.

**Financing Sources**

The Capital Project Fund receives 28 percent of 1 cent of the City's current sales tax levy and is proposed at \$7.2 million in the FY 2020 budget. The City's 2016 sales tax levy authorized that funds deposited in the Sales Tax Debt Reserved Fund in one year be allocated to capital projects in the subsequent year if not needed to repay the debt. Accordingly, \$1.7 million is allocated in the proposed capital budget from that fund.

The City has authorization for a \$20 million DHH Drinking Water Revolving Loan Fund, of which \$5 million was budgeted in FY 2019 and an additional \$2 million in FY 2020. The City is planning to issue bonds for Civic Center facility, ground improvements and boardwalk, and \$5 million is included in the proposed budget from those proceeds.

Each year riverboat gaming revenues are allocated for the City's capital projects; \$6.4 million is budgeted in the proposed FY 2020 budget. The General Fund is providing \$3.5 million for capital projects, the Wastewater fund is using \$3.5 million from operating surplus for projects and reserves of \$6.3 million will be spent in the Water fund.

There were two new recurring revenue sources included in the FY 2019 capital budget. Through the Convention and Visitors Bureau, the City began receiving a one percent hotel tax on October 1, 2018. It is estimated to generate \$760,000 in the proposed budget. Beginning July 1, 2018, the City increased the Capital Improvement fee on all water utility accounts from \$1.40 to \$2.10 for all larger users. This fee will increase in both January 2019 and 2020 and is proposed to generate \$1.1 million in FY 2020.

**Project Categories**

Funding for streets, sidewalks, bridges and other road improvements totals \$6.8 million. The Prien Lake Road Project accounts for \$2.3 million of those funds; additional funding is needed since the project is scheduled to be under contract by summer 2020. Many of the other projects such as asphalt overlay, sidewalks, street striping and intersection improvements are ongoing programs. The new authorizations will be in addition to the

CITY OF LAKE CHARLES  
FISCAL YEAR 2019 – 2020 BUDGET MESSAGE

\$5 million supplemental infrastructure package that was recently added to this category of projects.

The management of stormwater has been a major initiative of the current administration. Funding of \$4.4 million is included in the fiscal year 2020 budget. City-wide drainage evaluation and rehabilitation continues with more than \$4.5 million being spent or under contract in the current year on this initiative. Specific projects have been identified and funds will be used as studies are completed and plans laid out for long term solutions for a comprehensive drainage plan.

Although the City has recently completed the Wastewater Treatment Plant rebuild totaling \$42 million, many more wastewater system improvement projects have been identified and are funded at \$7.3 million in the proposed budget. Annual work includes lift station rebuilds as well as basin and transport line rehabilitation. Specific projects have been identified and many are being funded over multiple years. The City has approval for a \$15 million DEQ revolving loan and will use those proceeds over the next several years for the Southwest Wastewater loop which will expand services but also provide relief to overburdened existing lines within the City.

Water System improvements total \$8.4 million in the proposed budget, with the largest project being the construction of a 6 MGD water plant located in southeast Lake Charles and the distribution lines associated with that plant. This new 6 MGD water plant will improve water service throughout the entire City. Other water projects include improvements to the City's existing water plants and the extension of water lines to new areas.

Community service projects total \$9 million for parks, lakefront, Civic Center and golf course. The fiscal year 2019 budget reallocated funds from prior years to allow for funding to help support lakefront development. The budget includes \$5 million from bond proceeds which will be issued for improvement of the Civic Center facility, grounds and boardwalk. Additional funds are allocated to the new golf course at Morganfield.

The General Government category of \$2.6 million includes funds for the replacement of a fire truck and technology upgrades. The City is also allocating funds for needed work on the historic city hall and Central School.

An additional \$2,249,000 is budgeted in the Capital Project Fund to repay a portion of the debt service requirements of Phase 1 and 2 bond issues. Under the terms of the November 2006 bond referendum, up to 60% of the sales tax revenues dedicated to this fund can be used to repay the funds borrowed. The current debt service payments of \$2.2 million represent 31% of the dedicated sales tax funds.

Capital projects are budgeted on a project basis rather than annual basis. Included with this budget is a reauthorization schedule that lists projects that have previously authorized capital projects funding. Funds that have been authorized and unspent are classified as "assigned" on the financial statements and can be reallocated by a vote of the City Council. Details of the capital projects can be found in that section of the budget.

CITY OF LAKE CHARLES  
FISCAL YEAR 2019 – 2020 BUDGET MESSAGE

**5-Year Capital Improvement Plan**

Included in this budget document is a copy of the 5-Year Capital Improvement Plan. This document demonstrates the magnitude of the infrastructure needs of the City. The rapid growth in the area has necessitated the need to move forward with as many projects as possible.

The plan outlines the infrastructure projects for roads, wastewater and water as well as plans for other projects. Projects included in the plan are categorized as follows: Ongoing: Design, bid or construction; Category A: 1<sup>st</sup> or 2<sup>nd</sup> year; Category B: 3<sup>rd</sup> to 5<sup>th</sup> year; Category C: 6<sup>th</sup> year or later and Category D: Contingent on external funding. So although it is referenced as a five year plan, it extends beyond that period. A copy of the plan is included in this document.

**SUMMARY**

The Lake Charles area has seen significant economic growth in the last several years. The Cheniere Energy and Cameron LNG projects combined for a \$30 billion investment, and are now exporting liquefied natural gas. Sasol's \$11 billion ethane cracker is nearing completion. Lotte Chemical ethane cracker and glycol project is completed and includes the location of their home office to the complex. This trend should continue over the next several years as more than \$65 billion in projects have been announced and are pending final approval.

The most exciting project specific to Lake Charles is the Port Wonder project which will serve as a catalyst for development on the City's lakefront. This development will be the anchor needed to spur other retail development along the I-10 interstate corridor. The downtown area will soon have the Erdace apartment complex completed which will provide 272 residential units that will enhance a thriving downtown. Other major development throughout the City includes residential, medical and retail projects.

The impact of the growth has become a reality for our organization. The challenges that we face were at the forefront of our thoughts as we developed the proposed budget.

The proposed General Fund budget of \$77.4 million for operation expenditures is nearly equal to the adopted fiscal year 2019 budget. Although the reduction in sales tax added a strain to operate within the current available funds, we believe this budget provides sufficient resources to provide the same level of quality services to our citizens.

The capital budget is especially challenging because the demand for rehabilitation of the City's 150 year old infrastructure is very costly. At the same time, expanded infrastructure is needed to support growth. Fortunately we were able to infuse a \$5 million supplement into the current year budget for additional roadway improvements.

Streets, drainage, wastewater and water projects identified in the 5-Year Capital Improvement plan are prioritized and considered in each year's annual appropriations.

CITY OF LAKE CHARLES  
FISCAL YEAR 2019 – 2020 BUDGET MESSAGE

The administration is working on innovative ideas to entice development within Lake Charles. Various economic development districts have been adopted by the City Council and the administration is optimistic that this will spur development along the lakefront, the I-10 corridor, Enterprise Boulevard and other areas of the City.

It is truly an exciting time to live in Southwest Louisiana. This proposed budget outlines the most effective use of available funds to continue providing quality services and infrastructure to the citizens of Lake Charles.

We are available to meet with each of you in the coming weeks. We will hold a public hearing on Tuesday August 27, 2019 in conjunction with our scheduled agenda meeting to discuss the proposed budget. We welcome any suggestions you may have for changes in the budget and can discuss them with you prior to final adoption of the budget at our regular council meeting on Wednesday September 4, 2019; or if necessary, a special meeting can be held on Tuesday September 10, 2019 for final budget adoption.


Sincerely yours,

A handwritten signature in blue ink, appearing to read "Nick Hunter", with a long horizontal flourish extending to the right.

Nicholas E. Hunter  
Mayor

A handwritten signature in blue ink, appearing to read "John Cardone, Jr.", with a large, stylized "J" and a flourish at the end.

John Cardone  
City Administrator

A handwritten signature in blue ink, appearing to read "Karen Domingue Harrell", with a large, stylized "K" and a flourish at the end.

Karen Domingue Harrell  
Director of Finance

## **CITY OF LAKE CHARLES STRUCTURE AND BUDGETARY ORGANIZATION**

### **ORGANIZATION**

The City of Lake Charles was incorporated in 1867 and is the principal city and trade center of Southwestern Louisiana, which is comprised of a five parish area with a population of 299,229. The census count for the City of Lake Charles was a population of 71,993 in 2010. The estimated population was 77,117 as of July 2017 within the corporate limits of the City which includes 55 square miles. Lake Charles, which is in Calcasieu Parish, is located on Interstate 10, approximately two hours east of Houston, Texas and west of Baton Rouge, Louisiana.

Lake Charles is a deep water port with a 30-mile ship channel to the Gulf of Mexico, and has developed an economic base dominated by petrochemical manufacturing and refining since the 1940's. Southwest Louisiana has diversified its economy as is evident when you consider the following major economic drivers.

The Port of Lake Charles is the 12<sup>th</sup> busiest seaport in the United States. Chennault Industrial Airpark and the Lake Charles Regional Airport support a growing aviation industry. Lake Charles is home to McNeese State University and Sowela Technical Community College. Riverboat Gaming was introduced in 1993 and has provided funding for major capital improvements since that time. Retail businesses within the City provide goods and services to a five parish regional area. Annual art events and over 75 annual festivals provide entertainment to both locals and visitors.

The City operates under a mayor-council form of government pursuant to a 1961 home rule charter, and provides a full range of traditional municipal services such as public safety, construction and maintenance of municipal infrastructure including water and wastewater, parks and recreation, planning and zoning, trash collection and solid waste disposal and public transportation. The City also has specialized facilities such as a municipal golf course, a civic center coliseum and theater complex, and two art centers. All of these activities are integral parts of the city government and are included in this report.

The accounting and financial reporting policies of the City conform to generally accepted accounting principles as applicable to governments. Such policies also conform to the requirements of Louisiana Revised Statutes 24:517 and to the guides set forth in the Louisiana Municipal Audit and Accounting Guide, and to the industry audit guide, Audit of State and Local Governmental Units. Following is a summary of the more significant accounting policies.

## **BUDGETARY STRUCTURE**

The financial transactions of the City are budgeted and recorded in individual funds categorized as follows:

### **Governmental Fund Types**

General Fund - The General Fund is the general operating fund of the City. It is used to account for all financial resources except those required to be accounted for in another fund.

Special Revenue Funds - Special revenue funds are used to account for the proceeds of specific revenue sources which by law are designated to finance particular functions or activities of government. The following special revenue funds are included in the budget:

Waste Water Fund	Riverboat Gaming Fund
2016 Sales Tax Debt Reserve Fund	Recreation Fund
Central School Fund	Special Event Fund
Community Development Fund	HUD Housing Programs
Summer Food Service Grant	Americorps Grant
Miscellaneous Public Safety Grants	D.A.R.E. Grant
COPS Hiring Grant	Disaster Recovery Fund
Facility Renewal Fund	Morganfield Economic Development Dist.
Lakefront Economic Development Dist.	

Debt Service Fund – This fund is used to account for the accumulation of resources and the payments made for principal, interest, and related costs on long-term debt obligations of governmental funds.

Capital Projects Fund – This fund is used to account for financial resources to be used for the acquisition or construction of major capital facilities (other than those financed by proprietary funds.)

### **Proprietary Fund Types**

Proprietary funds are used to account for activities similar to those found in the private sector, where the determination of net income is necessary and useful for sound financial administration.

Enterprise Funds - Enterprise funds are used to account for operations that are financed and operated in a manner similar to private business enterprise, in that costs for providing goods or services to the general public are financed through user charges. Enterprise funds contained in this budget are:

Transit Fund	Water Utility Fund
Civic Center Fund	Golf Course Fund

Internal Service Funds - Internal Service Funds are used to account for the insurance needs provided to other departments of the City, or to other governments, on a cost reimbursement basis. Internal service funds contained in this budget are:

Risk Management Fund	Employee Group Insurance Fund
----------------------	-------------------------------

### **Basis of Budgeting**

Budgets shall be prepared on the same basis of accounting as that used in the financial statements. The basis of budgeting refers to when revenues and expenditures are recognized in the accounts and reported in the financial statements. The General Fund, Special Revenue Funds, Debt Service Funds and Capital Project Funds are maintained and budgeted on the modified accrual basis of accounting.

The Enterprise and Internal Service Funds are maintained on the full accrual basis of accounting. Budgets for these funds serve as a management tool but are not required by GAAP or Louisiana state law.

## **LEGAL REQUIREMENTS**

### **Budgetary Information**

The City annually adopts and implements an operating and capital budget in accordance with requirements of the City Charter and applicable state law for the General Fund and all Special Revenue and Proprietary Funds. The Capital Projects Fund's budget is a project based capital budget. Policies and procedures with respect to budget adoption and budgetary control are as follows:

1. The Mayor submits the proposed operating budget for the fiscal year commencing October 1 to the City Council no later than August 15. This budget includes proposed expenditures and the means of financing them.
2. A summary of the proposed budget and notices of public hearing are published in accordance with statutory requirements.
3. The proposed budget is subject to one or more public hearings before the City Council prior to adoption by ordinance, which must occur no later than September 15. The City Charter requires a two-thirds vote of the City Council to amend the proposed budget submitted by the Mayor.
4. Expenditures are legally restricted to budgetary appropriations at the department level within the General Fund and at the fund level for Special Revenue Funds, which are not departmentalized. Revisions, which alter the total expenditures of any such department or fund, must be approved by budget amendment ordinance adopted by the City Council at the request of the Mayor. Transfers of budgeted amounts between expenditure objects or programs within the same department and fund are authorized to be made administratively by the Director of Finance.
5. Formal budgetary integration is employed as a management control device during the year for the General Fund, Special Revenue Funds, and the Capital Projects Fund, which is budgeted on a project basis. A budget is included for the Debt Service Funds although budgetary control is achieved through the respective bond indentures and provisions.
6. Budgets for the General, Special Revenue, and Capital Projects Funds are adopted on a basis consistent with generally accepted accounting principles (GAAP). The

capital budget is presented on the basis of cumulative as opposed to annual budget amounts.

7. All budgetary appropriations except capital project budgets lapse at the end of each fiscal year.

### **FUND RELATIONSHIPS**

Certain special revenue funds and enterprise funds are dependent upon subsidies from the General Fund to provide the funding gap between program generated revenues and operational expenses. The Recreation Fund has dedicated property and sales taxes and also collects charges for services and other revenue; but the General Fund provides the additional funding to cover the general recreation operations and the Riverboat Gaming Fund covers all expenses related to the Lakefront/Downtown program.

All special revenue grant funds are subsidized by the General Fund to provide the City's share of cash matches that are required by the various grants.

The Transit Enterprise Fund accounts for the operations of the City's transit program. Fifty percent of operational expenses and eighty percent of planning and maintenance expenses are funded by the Federal Transit Administration. The required cash match is covered by an operating subsidy from the General Fund.

The Civic Center and Golf Course Enterprise funds receive an annual subsidy from the General Fund equal to amount needed to cover any shortfall of revenues needed to cover all operational expenses. These funds may also receive funds from the Riverboat fund to cover capital improvements.

### **METHODS OF FINANCING INFRASTRUCTURE AND MAJOR CAPITAL IMPROVEMENTS**

Infrastructure refers to public facilities such as roads, bridges, sidewalks, public buildings, mass transit facilities, stormwater, wastewater and water systems. The following will describe some of the methods which may be or have been utilized by the City of Lake Charles to finance the maintenance and expansion of the City infrastructure.

1. The Mayor shall submit the capital budget and program requests to the planning commission prior to June 15 of each year. Each request shall be accompanied by substantiation in detail of need and cost. The Mayor shall submit to the planning commission an estimate of all revenues available for capital purposes, for the next fiscal year and the five years following, a statement of debt, and in the event of proposed new debt, the amount of millage necessary for debt service.
2. The Planning Commission, prior to July 15 shall submit to the Mayor its recommendations for capital expenditures to be included in the next year's capital budget and its recommendations by year of the capital improvements to be made for the subsequent five years. This report shall include a listing by priority of projects not

included by reason of financing and a list of projects disapproved together with the reasons therefore.

3. The recommendation of the mayor on the capital budget is included in the "Operating and Capital Budget" document presented to the City Council as per the above outline by August 15 of each year.
4. The City Council, no later than September 15, shall adopt the annual operating and capital budget.

The major sources of revenue for capital projects are sales tax revenues that are dedicated for capital projects and gaming revenues that are primarily used for non-recurring capital expenses and debt service payments. The City also receives funds from other intergovernmental entities that pay for portions of certain capital projects.

The City of Lake Charles is empowered to incur bonded debt in accordance with the constitution and statutes of the state. All proposals for the issuance of revenue bonds must be approved by a majority of the voters of the City voting in a referendum called for that purpose.

## **STATEMENT OF BUDGETARY AND FINANCIAL POLICY**

### **Auditing, Accounting and Financial Reporting**

The City accounting and financial reporting systems are maintained in conformance with generally accepted accounting principles and the standards of the Governmental Accounting Standards Board (GASB). A capital asset system is maintained to identify all City assets, their location, historical cost, useful life, depreciation method, depreciation to date, and the responsible department for asset control.

The City will contract with an independent accounting firm, which will issue an audit opinion on the official Comprehensive Annual Financial Report. The City will maintain a good credit rating in the financial community.

### **Fund Balance**

During the budget process for the 1997-1998 fiscal year budget, the City included a statement that the amount of fund balance reserved or designated for catastrophic purposes is based on a percentage of total General Fund revenues and operating transfers. The target at that time was 20 percent. The attached budget and the current City policy state that the City has a target fund balance reserve of 30 percent of operating expenditures and operating transfers. This goal has been reached and maintained since 1998.

The projections for fiscal year 2019 estimate that revenues will be equal to the adopted budget and that expenditures will be less than originally budgeted. The projected ending fund balance of \$33.5 million will be 45 percent of operating expenditures and transfers.

The proposed budget for fiscal year 2020 projects that revenues are sufficient to cover operating expenses and transfer. An allocation of \$3.5 million for capital improvements is proposed for use

of fund balance reserves. The proposed ending fund balance of \$30 million at year end 2020 exceeds the fund balance target of \$23.2 million.

The administration is required by state law and city policy to submit a balanced budget. A balanced budget is defined as, “a budget with total expenditures not exceeding total revenues and monies available in the fund balance within an individual fund.”

Many of the Special Revenue Funds maintain a fund balance, but there is not a specific reserve target required for these funds. Several of these funds require a subsidy from the General Fund to cover operational expenditures. The subsidy for the grant funds is normally needed to cover cash-match requirements of the various grants.

All enterprise funds receive an operating subsidy from the General Fund. The Transit Fund receives intergovernmental revenues from the Federal Transit Administration (FTA) as well as self-generated revenues. The General Fund provides the cash-match needed to cover unreimbursed expenditures. The Civic Center event center and Mallard Cove Golf Course have revenues they generate for charges for services provided but have historically not covered their operating expenses. The additional funding needed is provided by a transfer from the General Fund. The Water Fund receives funding from the General Fund to subsidize for pay increases authorized by the 2015 sales tax referendum.

Each individual fund presented in the enclosed adopted budget has met the definition of a balanced budget.

## **BUDGETARY PROCESS**

The City of Lake Charles prepares an Annual Operating and Capital Budget. In May of each fiscal year the Finance Department staff begins the compilation of data necessary for the preparation of the operating budget. A formal Budget Request Package is sent out to the various departments and division heads in late May or early June, and it is due back to Finance at the end of June.

### **Revenue Review**

While the departments are compiling their expenditure/expense requests, the Finance Department staff begins preparing the revenue estimates for the upcoming fiscal year.

All revenues are reviewed annually in regard to factors relevant to past, present and projected future collections. Sales tax is the City's largest revenue source and is closely monitored. Extensive data is provided by the Parish's tax collector and is used in the annual budget projections. Total assessed property tax values are provided by the Sheriff's Office, and once the millage rate has been set, property tax revenue projections are calculated. Sewer and water rate changes, as well as past history are considered in the projections of revenues for the Wastewater and Water Funds. Other revenue projections are based on current trends and past history.

The Wastewater and Recreation Special Revenue Funds have sales and property tax revenues that are projected as described above. The revenues for the Riverboat Gaming Fund are based on the trend information that is available from the State of Louisiana Gaming Division. Most of the other funds are grant funds, and their revenues are based on anticipated intergovernmental awards. These funds receive subsidies from the General Fund as needed.

## **Expenditure Budget**

The Accounting Manager is responsible for working with the Finance Director to estimate salary and fringe benefit costs for all City employees. Projected salary costs will include any pay increases that are scheduled to be implemented in the new fiscal year. Retirement contribution rates are based on the information provided by the various state retirement systems of which all City employees participate. Projected rates for employee health insurance are based on current cost trends.

Each department may submit a request for additional positions. They must also justify the need to retain funding for all vacant positions. They must estimate the amount of funds needed for temporary wages and for overtime costs.

Requests for travel budgets have to be substantiated with a list including the employee name, the nature of the business, the place of travel and a cost estimate for each budget.

The departments work closely with their various divisions to review their current operation budgets. Any change from the current year's operation costs have to be justified in writing to the Finance Department. Any request for vehicles and other capital outlay requests must be specifically outlined with information regarding whether it is a new (additional) asset or a replacement for an existing item. If it is a replacement, justification for the need to be replaced is required.

It is the City's policy to plan for replacement of rolling stock and heavy equipment in a manner that allows for relatively level expenditures from year to year based on the fleet size and life cycle of the equipment.

## **Balancing the Operating Budget**

Once all of this information is gathered, group and individual department head meetings are held with the Mayor's Office and other administrative personnel to work out a budget that fits into the available revenue constraints. Department heads can be required to outline reduction in expenditures if the cumulative total of all department expenditures exceeds the budgeted revenues by an amount that would require an unacceptable use of available fund balance.

It is the City's policy that the General Fund reserves must be maintained at 30 percent of expenditures and operating transfers. If the current year projections and the proposed budget fall within 10 percent of that target, revisions will be done to the proposed budget.

## **Capital Improvement Budget**

The City's goal is to maintain a Capital Improvement Program that will provide for the improvements necessary to meet the needs of the community within the constraints of available resources. In March of each year, the administration requests that each City Councilman submit a list of projects that they would like planned for their respective districts or for the City as a whole.

The Mayor, the City Administrator, the Public Works' and Finance Department's Directors and the City Engineer work to develop the Five-Year Capital Improvement Plan, which is submitted to the Planning Commission as discussed above. Each year all existing projects in the Plan are reviewed, and the cost estimates are reassessed based on current market trends. Projects may be added, deleted or revised based on current cost estimates and community and departmental

needs. The City Council is very active in the process. Projects are prioritized based upon a critical needs assessment.

The annual Capital Improvement Budget is based on the projects that are listed as current projects in the Five-Year Plan and the funding availability. Revenues are based on current projections for gaming tax and sales tax projections and include any local, state or federal revenues that are anticipated, as well as any transfers that are available for other funds, such as the General Fund when excess fund balance reserves have been accumulated.

Once all of the information has been compiled the proposed budget document is prepared and submitted to the City Council for their review. The City Charter requires the Mayor to submit a proposed budget to the City Council by August 15 of each year.

### **City Council Review**

Meetings are held with various council members to review the proposed operating and capital budgets. Fund balance reserves are carefully analyzed to ensure that the City remains stable into future years. Public hearings are held that provide an opportunity for public input to be received on the proposed budget. Formal budget presentations are made at the regularly scheduled council meetings. The City Charter requires that the budget be adopted no later than September 15 of each year.

A two-thirds vote by the City Council is needed to amend the proposed budget that is submitted on August 15.

### **Amendments to Adopted Budget**

An annual budget amendment is submitted at fiscal year end. Revenue and expenditures are annualized based on the previous months' trend to determine where adjustments are needed. If sufficient funds are available, additional transfers for capital may be provided. If the analysis of revenues should find that revenues are not being received as anticipated, budget reductions may be proposed by the administration. The budget amendment is submitted to the City Council for approval.

Other amendments may be made periodically as needed throughout the year. For example, if the City is awarded a grant for the purchase of capital equipment, the effected special revenue fund would be amended.

The current fiscal year's Capital Budget has been amended by the City Council as funding was needed in order to move forward with various projects. The budget was also amended to allow for the supplemental infrastructure package as discussed in the budget letter, which used reserves from the General Fund.

Otherwise the Operating Budget has not been amended, but an amendment to the budget will be done at fiscal year-end, primarily due to the various grant funds whose revenues fluctuate based on actual expenditures. Council approval is not needed for adjustments between categories of expenditures within the various departments, which is allowed by the legal level of adoption, which is at the department level within the General Fund and at the fund level in the Special Revenue Funds.

State statute requires an amendment to any General Fund or special revenue fund that fails to meet revenue projections by 5 percent or more or if expenditures exceed budget by more than 5 percent.

#### **Budget Calendar for Fiscal Year 2020**

May 21, 2019	Budget Request forms distributed to departments with guidelines for annual submission.
June 27, 2019	Completed budget requests must be received by the Finance Department.
June 27 – July 11, 2019	Budget requests reviewed and compiled by Finance Department.
July 15 – July 26, 2019	Administrative review and meetings with each department to discuss and revise submitted budgets.
August 15, 2019	Budgets to be distributed to Lake Charles City Council members.
August 27, 2019	Public hearing and budget presentation to City Council.
September 4, 2019	Formal adoption of budget by City Council.

## **DEBT STATEMENT**

In 2006, the City of Lake Charles passed a \$90 million bond referendum for public improvements which pledged the following revenues to be used to service the debt:

### **Primary Revenues:**

- Riverboat gaming revenue of which the City has allocated up to 60 percent of such revenues to make payments
- Existing sales tax currently dedicated to capital projects of which the City has allocated up to 60 percent of such revenues to make payments
- Existing utility usage fees in the Waste Water Fund, not to exceed \$500,000 of which the City has allocated such revenues to make payments

### **Standby Revenues:**

The 2006 referendum provided that if the Primary Revenues are insufficient at any time to make the payments under the agreement, the City has the authority to levy and collect the following taxes to the extent necessary to make up any shortfall in the following order:

- First: 1/4 of 1% sales and use tax provided within the bond proposition and
- Second: An additional 2.5 mill ad valorem property tax provided for within the bond proposition

As part of the \$90 million public improvement project the City, through the LCDA, issued \$35 million in bonds in 2007. The City received its first ever bond ratings of A+ from Fitch and a rating of A from Standard and Poor's. In 2010 the City, through the LCDA, issued \$40 million for Public Improvements Series 2010 with an underlying rating of A+ from Standard and Poor's for this debt. S&P affirmed that same rating for the 2007 debt.

The City issued Revenue Refunding bonds of \$15,825,000 in 2014 and \$24,140,000 in 2017 in which all of the 2007 bond issue and portions of the 2010 issue were refunded. S&P Global Ratings assigned its 'AA-' long-term rating to the series and affirmed that same rating on the authority's parity debt outstanding. The outlook is stable.

The City has an implied unlimited tax general obligation rating (ULTGO) of AA. The Rating Outlook is Stable.

The following is from the S&P Global Ratings April 25, 2017 Summary:

The rating reflects the following factors for the city:

- Adequate economy, with access to a broad and diverse metropolitan statistical area (MSA);
- Strong management, with good financial policies and practices under Financial Management Assessment (FMA) methodology;

- Strong budgetary performance, with operating surpluses in the General fund and at the total governmental fund level in fiscal year 2016;
- Very strong budgetary flexibility, with an available fund balance in fiscal 2016 of 46% of operating expenditures;
- Very strong liquidity, with total governmental available cash at 55% of total governmental fund expenditures and 7.2 times governmental debt service, and access to external liquidity we consider strong;
- Strong debt and contingent liability position, with debt service carrying charges at 7.6% of expenditures and net direct debt that is 60.7% of total governmental fund revenue, as well as rapid amortization, with 72.7% of debt scheduled to be retired in 10 years; and
- Very strong institutional framework score.

In October 2015, the voters of Lake Charles, recognizing that the “standby” sales tax levy had not been needed, nor levied, agreed that a 1/4 of 1% sales tax could be levied. The proposition states that the City’s debt will be secured and primary to the City’s use of these proceeds. Therefore, no less than 25 percent of the collections of this tax will be placed annually in a reserve fund. If those proceeds are not needed to repay the City’s debt in the year of collection, the funds may be allocated to capital expenditures in the subsequent year.

The City of Lake Charles issued revenue bonds in 2003 to fund a new wastewater treatment plant. This debt was refunded in 2010 and will be repaid by 2021. A \$21 million, low interest loan was entered into with Department of Environmental Quality in 2014 for improvements to the Wastewater System. The City has authorization for an additional \$15 million loan. The revenues of the Wastewater Fund are dedicated for the repayment of these debts.

The City has authorization to borrow \$20 million from the Louisiana Department of Health and Hospitals loan pool and the funds will be used for improvements to the City’s waterworks system. The debt will be serviced by revenues from the Water Enterprise Fund.

The City is seeking State Bond Commission approval to issue no more than \$6 million in bonds for improvements to the Civic Center facility, grounds, pedestrian access and adjacent lake front improvements. Proceeds from state dedicated hotel taxes will be used to secure this debt.

The City will continue to demonstrate strong financial practices and work with the rating agencies to prove our creditworthiness.

## **AWARDS AND ACKNOWLEDGEMENTS**

The Government Finance Officers Association of the United States and Canada (GFOA) presented a Distinguished Budget Presentation Award to the City of Lake Charles, Louisiana for its annual budget for the fiscal year beginning October 1, 2018. In order to receive this award, a governmental unit must publish a budget document that meets program criteria as a policy document, as an operations guide, as a financial plan, and as a communication device.

This award is valid for a period of one year only. We believe our current budget continues to conform to program requirements, and we are submitting it to GFOA to determine its eligibility for another year.

This is the eighth year that the City of Lake Charles has received the budget award. Special acknowledgements are given to the commitment and hard work of the Finance Department staff as they worked to achieve this goal. We would like to thank the various departments for their participation and commitment to providing superior service to the City within the financial boundaries established each year.

Special thanks to Mayor Nicholas Hunter. He has worked tirelessly to find savings and increase efficiencies where possible. Most importantly he and his staff continue to implement ideas and initiatives needed to generate long term economic development within the City and in surrounding areas. Thanks also to the City Council, who continue to be good stewards of the City's finances.



# City of Lake Charles

326 Pujo Street  
P.O. Box 1178  
Lake Charles, LA  
70602-1178

## Signature Copy

Ordinance: 18505

File Number: 276-19

Enactment Number: 18505

**An ordinance adopting the Operating and Capital Budget for the fiscal year beginning October 1, 2019 and ending September 30, 2020.**

BE IT ORDAINED BY THE CITY COUNCIL OF THE CITY OF LAKE CHARLES, LOUISIANA, in regular session convened, that:

SECTION 1: The presented detailed estimate of Revenues for the Fiscal Year beginning October 1, 2019 and ending September 30, 2020, be and the same is hereby adopted to serve as an Operating Budget of Revenues for the City of Lake Charles, Louisiana, during the said period.

SECTION 2: The presented lump sum estimate of expenditures by department for the Fiscal Year beginning October 1, 2019, and ending September 30, 2020, be and the same is hereby adopted to serve as a Budget of Expenditures for the City of Lake Charles, Louisiana, during the said period.

SECTION 3: The adoption of this Operating Budget of Expenditures be, and the same is hereby declared to operate as an appropriation of the amount therein set forth within the terms of the budget classification.

SECTION 4: The presented information setting forth the estimated Revenues for the Capital Budget for the Fiscal Year 2019- 2020 and Expenditures for the Capital Budget for the Fiscal Year 2019-2020, and said Budget of Capital Revenues and Expenditures for the Fiscal Year 2019-2020, is hereby adopted.

SECTION 5: Expenditures are legally restricted to budgetary appropriations at the department level within the General Fund and at the fund level for Special Revenue Funds, which are not departmentalized. Revisions, which alter the total expenditures of any such department or fund, must be approved by budget amendment ordinance adopted by the City Council at the request of the Mayor. Transfers of budgeted amounts between expenditure objects or programs within the same department and fund are authorized to be made administratively by the Director of Finance.

At a meeting of the City Council on 9/4/2019, this Ordinance was adopted by the following vote.

**For:** 5 John Ieyoub, Johnnie Thibodeaux, Luvertha August, Mark Eckard, and Stuart Weatherford

**Against:** 0

**Absent:** 2 Rodney Geyen, and Mary Morris

Passed and Adopted

Luvertha August  
Luvertha August, President or Presiding Officer

Date 9-4-19

Attest

Lynn F. Thibodeaux  
Lynn F. Thibodeaux, Clerk of the Council

Date 9-4-19

Approved by

Nicholas E. Hunter  
Nicholas E. Hunter, Mayor  
City of Lake Charles, Louisiana

Date 9.6.19

# **BUDGET SUMMARY**

**CITY OF LAKE CHARLES**  
**FISCAL YEAR 2019 - 2020 ANNUAL BUDGET**

**COMBINED ANNUAL BUDGET SUMMARY**

	General Fund	Special Revenue Funds	General Debt Service	Capital Projects *	Enterprise Funds *	Internal Service Funds	Combined Total
<b>Revenues:</b>							
Property taxes	\$ 10,128,639	\$ 1,263,461	\$ -	\$ -	\$ -	\$ -	\$ 11,392,100
Sales tax	49,471,500	7,839,500	-	7,224,000	-	-	64,535,000
Franchise, license and gaming taxes	9,340,000	10,100,000	-	-	-	-	19,440,000
License and permits	905,760	-	-	-	-	-	905,760
Intergovernmental	3,311,090	3,436,922	182,500	1,643,082	3,503,480	-	12,077,074
Charges for services	379,900	13,262,500	-	1,000,000	14,718,250	16,647,000	46,007,650
Internal services	2,370,315	-	-	-	-	-	2,370,315
Fines and forfeitures	230,600	-	-	-	-	-	230,600
Use of money and property	1,356,250	1,111,726	32,000	600,000	505,000	610,000	4,214,976
Total operating revenues	<u>77,494,054</u>	<u>37,014,109</u>	<u>214,500</u>	<u>10,467,082</u>	<u>18,726,730</u>	<u>17,257,000</u>	<u>161,173,475</u>
<b>Expenditures:</b>							
<b>Current operating:</b>							
General Government	3,786,510	-	-	-	-	-	3,786,510
Finance	2,094,980	-	-	-	1,434,020	-	3,529,000
Human Resources	463,295	-	-	-	-	-	463,295
Fire Department	17,854,030	-	-	-	-	-	17,854,030
Police Department (excluding transfers)	21,603,975	881,300	-	-	-	-	22,485,275
Public Works	18,143,902	12,897,530	-	-	15,474,036	-	46,515,468
Planning & Development	2,563,915	326,700	-	-	-	-	2,890,615
Community Services	-	8,672,793	-	-	4,595,250	-	13,268,043
General Services	6,315,960	-	-	-	-	17,473,725	23,789,685
<b>Capital projects:</b>							
Fire Department	-	-	-	-	-	-	-
Public Works	-	-	-	18,110,000	8,733,222	-	26,843,222
Community Services	-	-	-	1,458,082	7,800,000	-	9,258,082
General Services	-	-	-	2,560,000	-	-	2,560,000
Debt Principal and Interest	-	-	9,339,025	-	-	-	9,339,025
Total operating & capital expenditures	<u>72,826,567</u>	<u>22,778,323</u>	<u>9,339,025</u>	<u>22,128,082</u>	<u>38,036,528</u>	<u>17,473,725</u>	<u>182,582,250</u>
<b>Other financing sources:</b>							
Transfers from other funds	-	2,050,082	-	-	2,485,546	-	4,535,628
Operating transfers to other funds	(3,695,188)	(840,440)	-	-	-	-	(4,535,628)
Transfer Sales tax revenue for salaries	(645,000)	325,000	-	-	320,000	-	-
Transfer to Debt Service accounts	(300,000)	(6,513,700)	9,062,700	(2,249,000)	-	-	-
Capital transfer - 2016 sales tax reserves	-	(1,660,000)	-	1,660,000	-	-	-
Capital transfers-General Capital Projects	(1,500,000)	(6,150,000)	-	7,650,000	-	-	-
Capital transfers-Enterprise Funds	(500,000)	(1,300,000)	-	(1,000,000)	2,800,000	-	-
Capital transfers-Waste Water	(1,500,000)	(3,100,000)	-	4,600,000	-	-	-
Total transfers	<u>(8,140,188)</u>	<u>(17,189,058)</u>	<u>9,062,700</u>	<u>10,661,000</u>	<u>5,605,546</u>	<u>-</u>	<u>-</u>
Issuance of Debt	-	-	-	-	7,000,000	-	7,000,000
Net Income (loss)	<u>\$ (3,472,701)</u>	<u>\$ (2,953,272)</u>	<u>\$ (61,825)</u>	<u>\$ (1,000,000)</u>	<u>\$ (6,704,252)</u>	<u>\$ (216,725)</u>	<u>\$ (14,408,775)</u>
Projected Beginning fund balance	\$ 33,525,257	\$ 16,125,801	\$ 5,061,287				
Fund balance (used) added operations	27,299	1,408,368	(61,825)				
Fund balance (used) for capital transfers	(3,500,000)	(4,361,640)	-				
Total fund balance (used) added	<u>(3,472,701)</u>	<u>(2,953,272)</u>	<u>(61,825)</u>				
Ending fund balance	<u>\$ 30,052,556</u>	<u>\$ 13,172,529</u>	<u>\$ 4,999,462</u>				
General Fund fund balance target 30%	\$ 23,240,027						

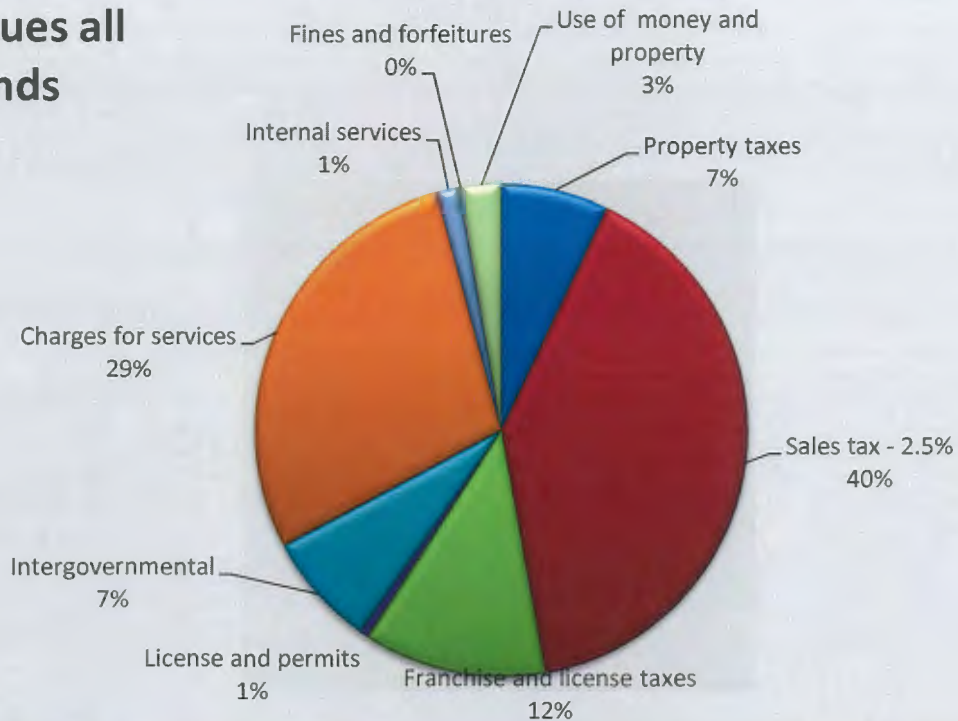
\* Capital Project expenditures do not include previously authorized projects.

\* Enterprise Fund authorizations included in the Capital Budget Authorization Schedule are shown above in Enterprise Funds rather than Capital Projects.

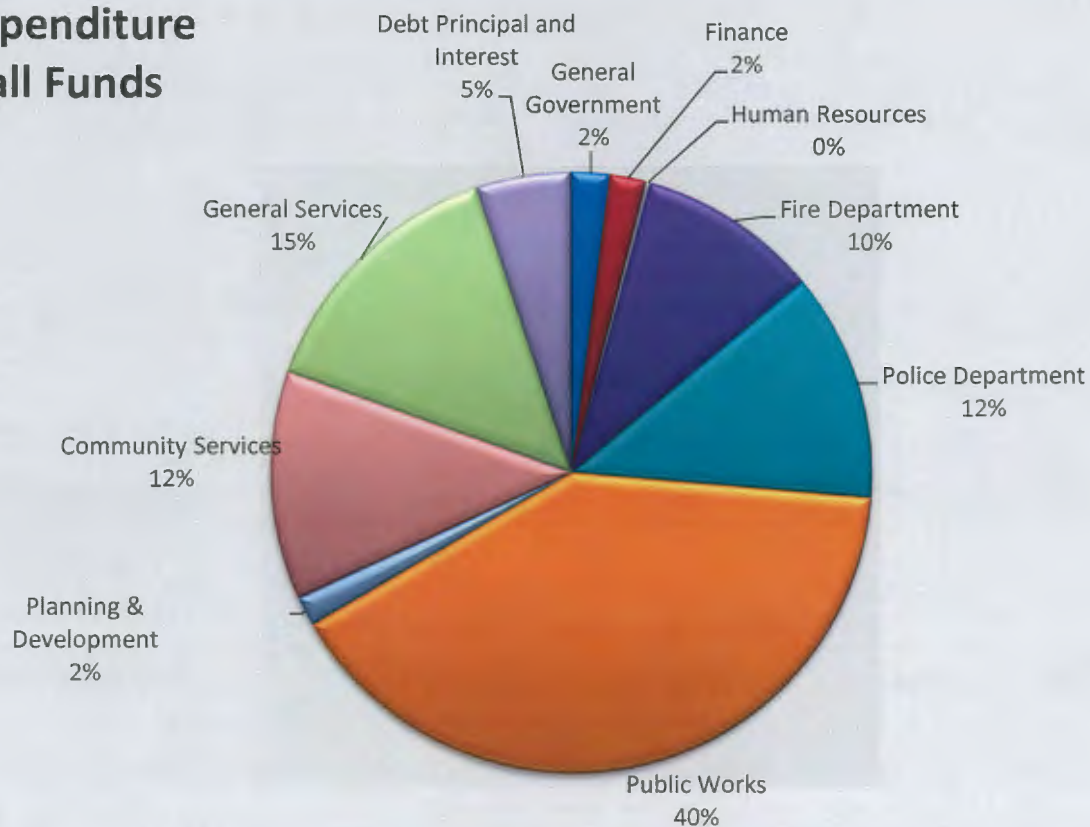
# CITY OF LAKE CHARLES FISCAL YEAR 2019 - 2020 ANNUAL BUDGET

## COMBINED ANNUAL BUDGET SUMMARY

### Revenues all Funds



### Expenditure all Funds



THIS PAGE INTENTIONALLY LEFT BLANK



# **GENERAL FUND**

**GENERAL GOVERNMENT  
FINANCE  
HUMAN RESOURCES  
FIRE  
POLICE  
PUBLIC WORKS  
PLANNING & DEVELOPMENT  
GENERAL SERVICES  
INTERFUND TRANSFERS**

**The General Fund is the principal operating fund of the City and accounts for most major tax revenues and public services. All activities which are not required to be included in other specific funds are accounted for in the General Fund.**

**CITY OF LAKE CHARLES**  
**FISCAL YEAR 2019 - 2020 ANNUAL BUDGET**

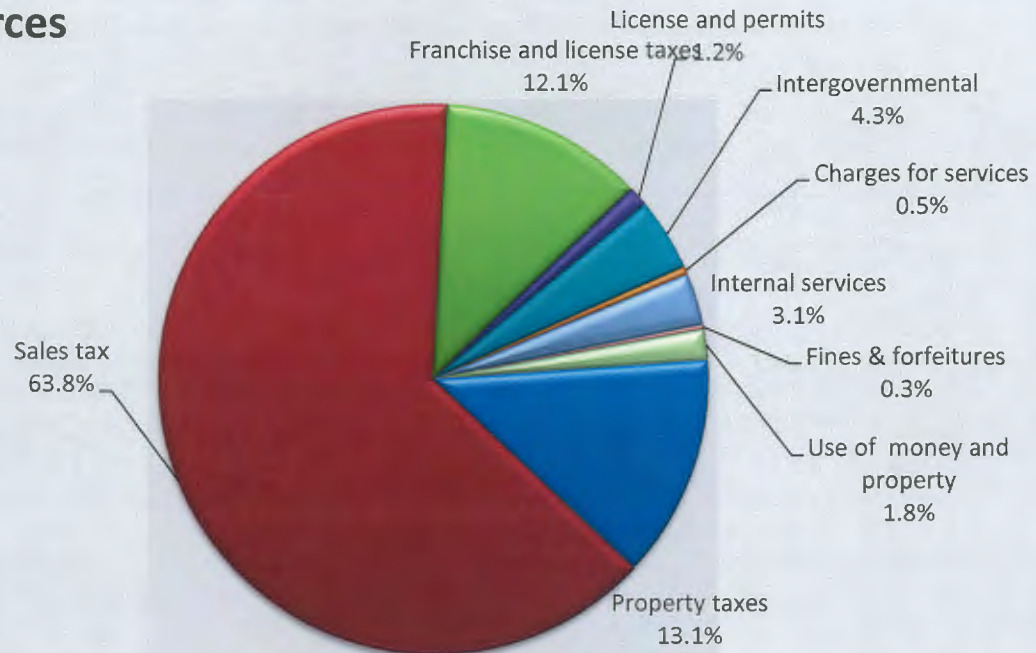
**GENERAL FUND SUMMARY**

	Actual Fiscal Year 2017 - 2018	Adopted Budget 2018 - 2019	Amended Budget 2018 - 2019	Y-T-D FY 2019 7/31/2019	Projected FY 2019	% Change Adopted '19 from Actual '18	Budget 2019 - 2020	% Change Adopted '19 to '20 Budget
<b>Revenues:</b>								
Property taxes	\$ 9,636,345	\$ 9,674,567	\$ 9,674,567	\$ 9,971,009	\$ 9,978,109	0.4%	\$ 10,128,639	4.7%
Sales tax - 1%	26,833,765	27,100,000	27,100,000	19,914,891	26,300,000	1.0%	25,800,000	-4.8%
Additional sales tax levy portions	19,588,648	19,783,000	19,783,000	14,537,798	19,198,927	1.0%	18,834,000	-4.8%
Additional sales tax levy 2016	4,976,921	5,081,250	5,081,250	3,706,228	4,903,436	2.1%	4,837,500	-4.8%
Franchise and license taxes	9,302,203	9,030,000	9,030,000	7,417,354	9,396,100	-2.9%	9,340,000	3.4%
License and permits	1,084,907	876,400	876,400	815,511	925,321	-19.2%	905,760	3.4%
Intergovernmental	3,140,270	3,123,090	3,123,090	3,225,107	3,359,138	-0.5%	3,311,090	6.0%
Charges for services	396,195	370,800	370,800	296,510	378,920	-6.4%	379,900	2.5%
Internal services	2,362,410	2,371,500	2,371,500	1,776,750	2,369,000	0.4%	2,370,315	0.0%
Fines and forfeitures	275,630	263,000	263,000	170,208	229,394	-4.6%	230,600	-12.3%
Use of money and property	1,936,519	1,001,350	1,001,350	1,341,799	1,622,376	-48.3%	1,356,250	35.4%
Total operating revenues	79,533,813	78,674,957	78,674,957	63,173,165	78,660,721	-1.1%	77,494,054	-1.5%
<b>Expenditures by department:</b>								
General Government	3,425,711	3,666,917	3,666,917	2,777,797	3,538,321	7.0%	3,786,510	3.3%
Finance	1,757,188	2,064,545	2,064,545	1,518,705	1,909,130	17.5%	2,094,980	1.5%
Human Resources	390,668	468,062	468,062	343,618	432,346	19.8%	463,295	-1.0%
Fire Department	16,619,281	17,780,468	17,780,468	14,159,995	17,884,101	7.0%	17,854,030	0.4%
Police Department	19,904,105	21,096,763	21,096,763	16,407,705	20,967,012	6.0%	21,603,975	2.4%
Public Works	15,766,115	18,398,162	18,398,162	11,844,245	16,845,837	16.7%	18,143,902	-1.4%
Planning & Development	2,147,825	2,702,743	2,702,743	1,849,215	2,497,122	25.8%	2,563,915	-5.1%
General Services	4,830,710	6,233,475	6,233,475	3,747,424	5,749,882	29.0%	6,315,960	1.3%
Total operating exp by dept	64,841,603	72,411,135	72,411,135	52,648,704	69,823,751	11.7%	72,826,567	0.6%
<b>Expenditures by category:</b>								
Salaries, wages overtime	30,748,060	32,241,872	32,762,508	26,124,648	32,693,403	4.9%	32,885,100	2.0%
Fringe benefits	12,233,965	14,028,985	13,362,043	10,193,214	12,836,478	14.7%	14,557,560	3.8%
Insurance - AL, GL, WC	5,027,241	5,038,868	5,049,018	3,781,168	5,046,605	0.2%	4,388,037	-12.9%
Other operational expenses	14,038,093	18,086,590	18,231,871	10,766,518	16,503,551	28.8%	17,545,770	-3.0%
Capital Expenditures	2,794,244	3,014,820	3,005,695	1,783,156	2,743,714	7.9%	3,450,100	14.4%
Total operating exp by category	64,841,603	72,411,135	72,411,135	52,648,704	69,823,751	11.7%	72,826,567	0.6%
Excess(deficiency) revenues/exp	14,692,210	6,263,822	6,263,822	10,524,461	8,836,970	-57.4%	4,667,487	-25.5%
<b>Other financing uses:</b>								
Operating transfers to other funds	3,000,570	3,903,956	3,903,956	1,047,617	3,676,408	30.1%	3,695,188	-5.3%
Trsf sales tax rev to WW and Water	625,500	647,000	647,000	161,750	647,000	3.4%	645,000	-0.3%
Transfer to Debt Service accounts	293,190	350,000	350,000	204,422	272,563	19.4%	300,000	-14.3%
Total operating trsf to other funds	3,919,260	4,900,956	4,900,956	1,413,789	4,595,971	25.0%	4,640,188	-5.3%
GF Operating Exp and transfers	68,760,863	77,312,091	77,312,091	54,062,493	74,419,722	12.4%	77,466,755	0.2%
Excess(def) of revenues/exp/trsf	10,772,950	1,362,866	1,362,866	9,110,672	4,240,999	-87.3%	27,299	-98.0%
<b>Other uses of fund balance:</b>								
Capital transfer-Wastewater	2,000,000	2,000,000	2,000,000	500,000	2,000,000	0.0%	1,500,000	-25.0%
Capital transfer-Drainage	2,000,000	2,500,000	2,500,000	500,000	2,500,000	25.0%	1,500,000	-40.0%
Capital transfer	1,890,000	500,000	5,500,000	250,000	5,500,000	-73.5%	-	-100.0%
Capital transfers-Enterprise Funds	100,000	508,500	508,500	127,125	508,500	408.5%	500,000	-1.7%
Total capital transfers to other funds	5,990,000	5,508,500	10,508,500	1,377,125	10,508,500	-8.0%	3,500,000	-36.5%
Net Income (loss)	\$ 4,782,950	\$ (4,145,634)	\$ (9,145,634)	\$ 7,733,547	\$ (6,267,501)	-186.7%	\$ (3,472,701)	16.2%
Beginning fund balance	\$ 35,009,807	\$ 39,792,758	\$ 39,792,758		\$ 39,792,758		\$ 33,525,257	
Fund balance(used)added operations	10,772,950	1,362,866	1,362,866		4,240,999		27,299	
Fund balance used for capital transfer:	(5,990,000)	(5,508,500)	(10,508,500)		(10,508,500)		(3,500,000)	
Total fund balance (used) added	4,782,950	(4,145,634)	(9,145,634)		(6,267,501)		(3,472,701)	
Ending fund balance	\$ 39,792,758	\$ 35,647,124	\$ 30,647,124		\$ 33,525,257		\$ 30,052,556	

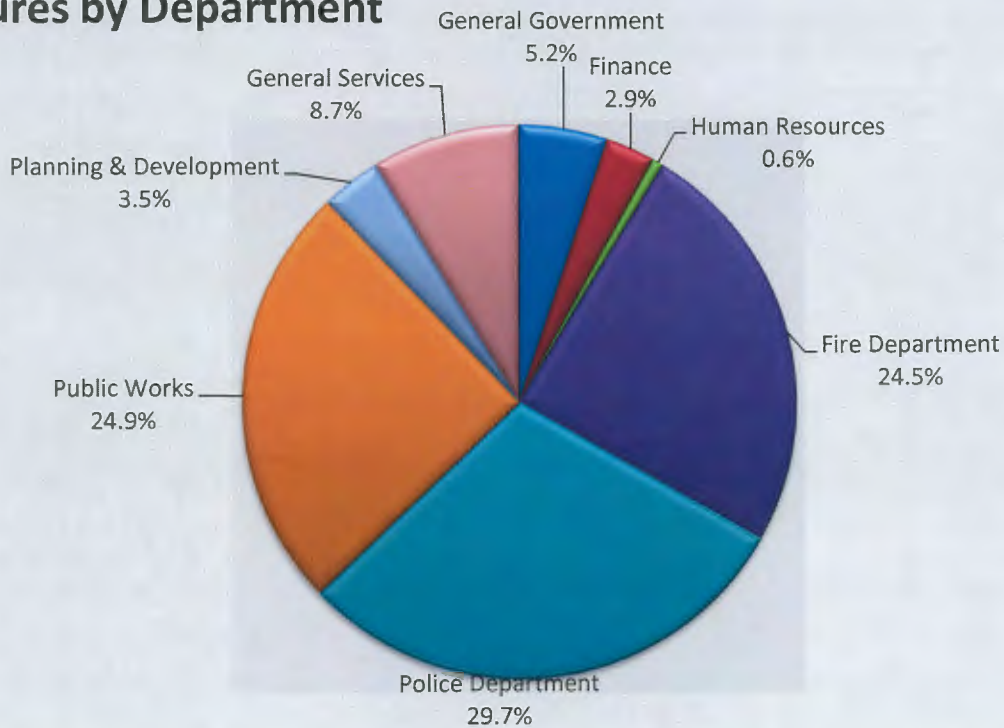
**CITY OF LAKE CHARLES  
FISCAL YEAR 2019 - 2020 ANNUAL BUDGET**

**GENERAL FUND SUMMARY**

**General Fund  
Revenue Sources**



**General Fund  
Expenditures by Department**

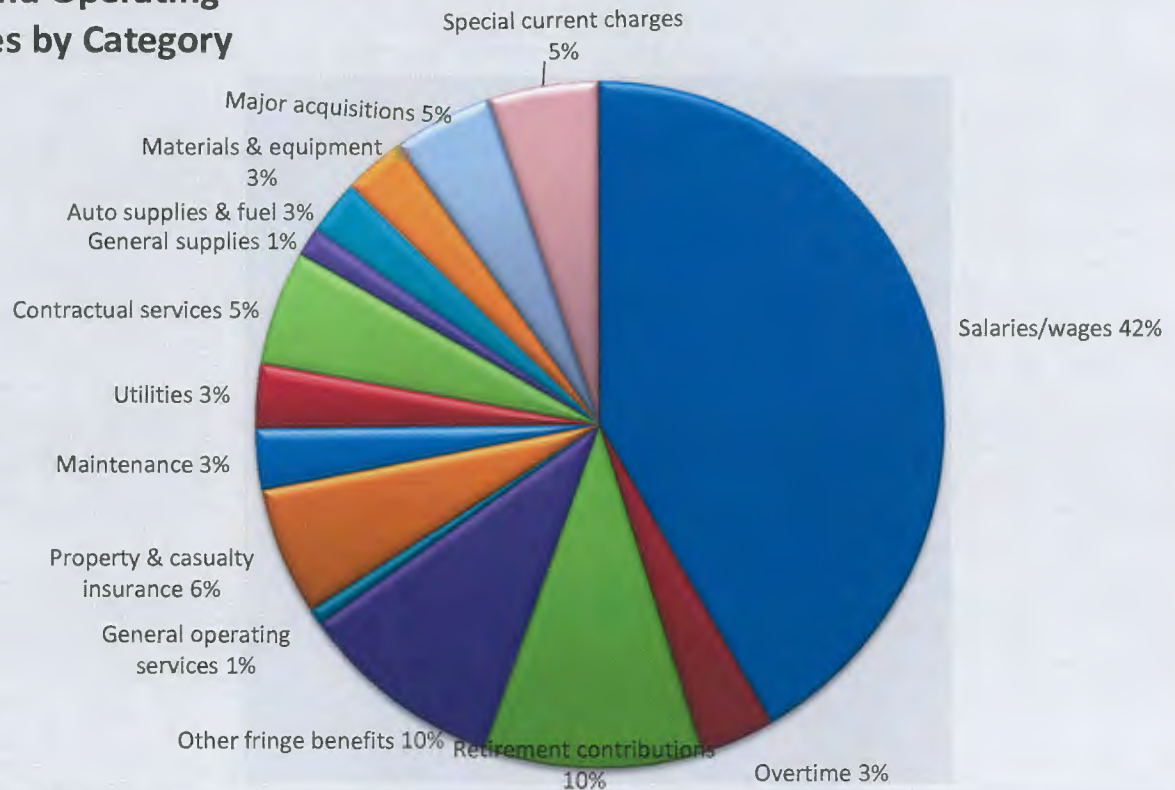


# CITY OF LAKE CHARLES FISCAL YEAR 2019 - 2020 ANNUAL BUDGET

## GENERAL FUND SUMMARY

Category	Proposed 2019 - 2020	% of Budget
Salaries/wages	30,349,000	42%
Overtime	2,536,100	3%
Retirement contributions	7,511,700	10%
Other fringe benefits	7,045,860	10%
General operating services	547,600	1%
Property & casualty insurance	4,388,037	6%
Maintenance	2,092,600	3%
Utilities	2,195,800	3%
Contractual services	3,941,175	5%
General supplies	999,375	1%
Auto supplies & fuel	1,870,270	3%
Materials & equipment	2,103,750	3%
Major acquisitions	3,450,100	5%
Special current charges	3,795,200	5%
OPERATING EXPENSES	72,826,567	
Operating transfers not included in graph	4,640,188	
Capital transfers not included in graph	3,500,000	
TOTAL GENERAL FUND EXPENSES	<u>\$ 80,966,755</u>	

### General Fund Operating Expenditures by Category



# **GENERAL FUND**

## **SCHEDULE OF REVENUES**

**CITY OF LAKE CHARLES**  
**FISCAL YEAR 2019 - 2020 ANNUAL BUDGET**

	Actual Fiscal Year 2017 - 2018	Adopted Budget 2018 - 2019	Amended Budget 2018 - 2019	Y-T-D 2019 7/31/2019	Projected Revenue 2018 - 2019	% Change Adopted '19 to Actual '18	Budget 2019 - 2020	% Change Adopted '19 to '20 Budget
<b>REVENUES</b>								
<b>FUND: 001 GENERAL FUND:</b>								
PRIOR YEAR	\$ 18,004	\$ 15,000	\$ 15,000	\$ (23,108)	\$ (20,208)	-16.7%	\$ 6,000	-60.0%
* PROPERTY TAXES	18,004	15,000	15,000	(23,108)	(20,208)	-16.7%	6,000	-60.0%
2.31 MILL STREET IMPROVEMENT	1,626,605	1,633,708	1,633,708	1,690,290	1,690,990	0.4%	1,712,027	4.8%
5.27 MILL EMPLOYEE SALARY	3,714,912	3,731,133	3,731,133	3,860,357	3,861,757	0.4%	3,910,000	4.8%
6.07 MILL GENERAL ALIMONY	4,276,824	4,294,726	4,294,726	4,443,470	4,445,570	0.4%	4,500,612	4.8%
* DEDICATED TAXES	9,618,341	9,659,567	9,659,567	9,994,117	9,998,317	0.4%	10,122,639	4.8%
SALES TAX - 1%	26,833,765	27,100,000	27,100,000	19,914,891	26,300,000	1.0%	25,800,000	-4.8%
TEN YEAR SALES TX - 0.48%	12,880,207	13,008,000	13,008,000	9,559,148	12,624,000	1.0%	12,384,000	-4.8%
EMPLOYEE PAY STX PORTION - 0.25%	6,708,442	6,775,000	6,775,000	4,978,650	6,574,927	1.0%	6,450,000	-4.8%
SALES TAX - 0.25% 2016 LEVY	4,976,921	5,081,250	5,081,250	3,706,228	4,903,436	2.1%	4,837,500	-4.8%
* SALES TAX	51,399,335	51,964,250	51,964,250	38,158,917	50,402,363	1.1%	49,471,500	-4.8%
OCCUPATIONAL LICENSES TAX	2,296,285	2,290,000	2,290,000	2,378,734	2,394,871	-0.3%	2,395,000	4.6%
INSURANCE LICENSES TAX	1,127,752	1,180,000	1,180,000	1,157,446	1,165,055	4.6%	1,165,000	-1.3%
* BUSINESS LICENSES TAXES	3,424,037	3,470,000	3,470,000	3,536,180	3,559,926	1.3%	3,560,000	2.6%
GAS FRANCHISE	483,545	410,000	410,000	189,338	514,338	-15.2%	470,000	14.6%
ELECTRIC CO FRANCHISE	4,378,367	4,150,000	4,150,000	2,926,697	4,301,697	-5.2%	4,300,000	3.6%
CABLE TV FRANCHISE	1,016,254	1,000,000	1,000,000	765,139	1,020,139	-1.6%	1,010,000	1.0%
* FRANCHISE TAXES	5,878,166	5,560,000	5,560,000	3,881,174	5,836,174	-5.4%	5,780,000	4.0%
** TAXES AND SPECIAL ASSESSMENT	70,337,883	70,668,817	70,668,817	55,547,280	69,776,572	0.5%	68,940,139	-2.4%
TAXI PERMITS	761	700	700	505	605	-8.0%	700	0.0%
ALCOHOLIC BEVERAGE APP FEE	2,388	2,300	2,300	1,580	1,830	-3.7%	2,000	-13.0%
LIQUOR PERMITS	140,239	130,000	130,000	128,500	131,000	-7.3%	130,000	0.0%
BEER PERMITS	21,480	21,000	21,000	19,980	20,180	-2.2%	20,000	-4.8%
RESTAURANT ENDORSEMENTS	8,900	8,200	8,200	8,900	9,000	-7.9%	9,000	9.8%
SPECIAL PERMITS	4,750	3,500	3,500	5,200	5,400	-26.3%	4,800	37.1%
BINGO PERMITS	2,075	1,000	1,000	1,300	1,300	-51.8%	1,500	50.0%
MISCELLANEOUS	6,693	6,000	6,000	10,032	10,232	-10.4%	7,500	25.0%
DOOR TO DOOR PERMITS	430	500	500	485	485	16.3%	500	0.0%
ENTERTAINER/STREET PERFORMER	125	100	100	100	100	-20.0%	100	0.0%
* OCCUPATIONAL PERMITS	187,841	173,300	173,300	176,582	180,132	-7.7%	176,100	1.6%
BUILDING PERMITS	647,136	475,000	475,000	436,765	521,765	-26.6%	500,000	5.3%
ELECTRICAL PERMITS	77,832	79,000	79,000	60,665	69,665	1.5%	72,000	-8.9%
STREET CUTTING PERMITS	55	50	50	55	55	-9.1%	60	20.0%
CULVERT PERMIT	733	600	600	425	485	-18.1%	600	0.0%
REINSPECTION FEES - BLDG	3,406	1,700	1,700	3,555	4,055	-50.1%	3,500	105.9%
PLUMBING PERMITS	63,298	58,000	58,000	45,409	49,409	-8.4%	54,000	-6.9%
MECHANICAL PERMITS	39,439	26,000	26,000	31,961	35,461	-34.1%	37,000	42.3%
NATURAL GAS PERMITS	-	50	50	-	-	N/A	-	-100.0%
* BLDG,STRCTR &EQUIP PERMIT	831,899	640,400	640,400	578,835	680,895	-23.0%	667,160	4.2%
ELECTRICAL LICENSES	13,790	15,000	15,000	13,038	13,338	8.8%	14,000	-6.7%
GAS FITTERS LICENSES	3,815	3,200	3,200	4,200	4,400	-16.1%	4,000	25.0%
PLUMBING LICENSES	6,146	7,000	7,000	6,670	6,770	13.9%	6,500	-7.1%
MECHANICAL LICENSES	8,000	8,500	8,500	8,300	8,400	6.3%	8,000	-5.9%
PLAN CHECKING FEE	33,416	29,000	29,000	27,886	31,386	-13.2%	30,000	3.4%
* BUILDING LICENSES	65,167	62,700	62,700	60,094	64,294	-3.8%	62,500	-0.3%
** LICENSES AND PERMITS	1,084,907	876,400	876,400	815,511	925,321	-19.2%	905,760	3.4%
U.S. DEPT HOMELAND SECURITY	4,500	-	-	17,990	17,990	-100%	-	N/A
* FEDERAL PROGRAMS	4,500	-	-	17,990	17,990	-100%	-	N/A
2% FIRE INSURANCE TAX	288,107	310,000	310,000	291,454	291,454	7.6%	300,000	-3.2%
BEER TAXES	140,437	140,000	140,000	138,036	138,036	-0.3%	140,000	0.0%
DEPT OF TRANSPORTATION	35,090	35,090	35,090	18,770	36,315	0.0%	35,090	0.0%
OFFICE OF PUBLIC HEALTH	(45)	-	-	-	-	100.0%	-	N/A
MISCELLANEOUS REIMBURSEMENT	3,000	-	-	6,250	6,250	-100%	2,000	N/A
* STATE REVENUE	466,589	485,090	485,090	454,510	472,055	4.0%	477,090	-1.6%

**CITY OF LAKE CHARLES**  
**FISCAL YEAR 2019 - 2020 ANNUAL BUDGET**

	Actual Fiscal Year 2017 - 2018	Adopted Budget 2018 - 2019	Amended Budget 2018 - 2019	Y-T-D 2019 7/31/2019	Projected Revenue 2018 - 2019	% Change Adopted '19 to Actual '18	Budget 2019 - 2020	% Change Adopted '19 to '20 Budget
<b>REVENUES</b>								
WARD 3 CAL PAR FIRE PROT	2,296,990	2,300,000	2,300,000	2,520,985	2,520,985	0.1%	2,520,000	9.6%
HOUSING AUTHORITY LIEU TAX	89,997	88,000	88,000	100,883	100,883	-2.2%	70,000	-20.5%
CAL PARISH POLICE JURY	238,210	230,000	230,000	116,523	231,128	-3.4%	230,000	0.0%
SW DIST LAW ENFORCE PLANNING	2,500	-	-	3,000	3,000	-100%	2,000	N/A
CAL PARISH DISTRICT ATTORNEY OFFI	21,349	20,000	20,000	8,466	10,347	-6.3%	12,000	-40.0%
MISCELLANEOUS REIMBURSEMENT	20,135	-	-	2,750	2,750	-100%	-	N/A
* LOCAL REVENUE	2,669,181	2,638,000	2,638,000	2,752,607	2,869,093	-1.2%	2,834,000	7.4%
<b>** INTERGOVERNMENTAL</b>	3,140,270	3,123,090	3,123,090	3,225,107	3,359,138	-0.5%	3,311,090	6.0%
COMPLIANCE FEES	23,110	25,000	25,000	23,000	26,500	8.2%	25,000	0.0%
ZONING HEARINGS	36,600	34,000	34,000	25,422	28,822	-7.1%	34,000	0.0%
STORMWATER GRADING PERMIT	775	1,000	1,000	1,925	2,100	29.0%	1,000	0.0%
* ZONING	60,485	60,000	60,000	50,347	57,422	-0.8%	60,000	0.0%
ACCIDENT REPORT SALES	23,189	22,000	22,000	16,319	19,319	-5.1%	21,000	-4.5%
POLICE PHOTOGRAPHIC SERVICE	3,489	3,000	3,000	2,940	3,340	-14.0%	3,400	13.3%
MOTORCYCLE ESCORT FEES	17,120	6,000	6,000	11,050	11,550	-65.0%	9,000	50.0%
FALSE ALARM FEES	3,200	2,000	2,000	2,477	2,477	-37.5%	3,000	50.0%
FIRE REPORT, INSPECTION & PERMITS	925	1,000	1,000	1,005	1,005	8.1%	1,000	0.0%
SEX OFFENDER REGISTRATION	12,540	11,000	11,000	10,625	11,625	-12.3%	12,000	9.1%
SOUND SOURCE VARIANCE	1,550	1,000	1,000	1,085	1,285	-35.5%	1,200	20.0%
* PUBLIC SAFETY CHARGES	62,013	46,000	46,000	45,501	50,601	-25.8%	50,600	10.0%
INSPECTION EXAMINATION FEE	-	-	-	-	-	N/A	-	N/A
GENERAL INSPECTION FEES	475	800	800	225	225	68.4%	500	-37.5%
* INSPECTION FEES	475	800	800	225	225	68.4%	500	-37.5%
GRASS CUTTING	238,322	210,000	210,000	178,827	228,827	-11.9%	225,000	7.1%
* GRASS CUTTING & CLEANING	238,322	210,000	210,000	178,827	228,827	-11.9%	225,000	7.1%
DEMOLITION CHARGES	18,504	40,000	40,000	7,984	22,984	116.2%	25,000	-37.5%
INCINERATOR FEES	11,831	10,000	10,000	7,852	10,191	-15.5%	11,000	10.0%
ADMINISTRATIVE HEARING CITATIONS	4,565	4,000	4,000	5,774	8,670	-12.4%	6,500	62.5%
* PHYS ENV-CHG FOR SERVICE	34,900	54,000	54,000	21,610	41,845	54.7%	42,500	-21.3%
INDIRECT COST COMMUNITY DEVLPMN	15,000	15,000	15,000	11,250	15,000	0.0%	15,000	0.0%
INDIRECT COST TRANSIT	742,514	690,000	690,000	517,500	690,000	-7.1%	745,000	8.0%
INDIRECT COST CIVIC CENTER	71,448	70,000	70,000	52,500	70,000	-2.0%	72,000	2.9%
INDIRECT COST GOLF COURSE	68,680	67,000	67,000	50,250	67,000	-2.4%	67,000	0.0%
INDIRECT COST WATER UTILITY	754,518	770,000	770,000	577,500	770,000	2.1%	756,315	-1.8%
INDIRECT COST SUMMER FOOD SERVIC	30,000	35,000	35,000	26,250	35,000	16.7%	35,000	0.0%
INDIRECT COST WASTE WATER	679,316	722,000	722,000	541,500	722,000	6.3%	680,000	-5.8%
* INDIRECT COSTS	2,361,476	2,369,000	2,369,000	1,776,750	2,369,000	0.3%	2,370,315	0.1%
SERVICES OF PLANNING DEPT	934	2,500	2,500	-	-	167.7%	1,300	-48.0%
* INTERNAL SERVICES	934	2,500	2,500	-	-	167.7%	1,300	-48.0%
<b>** CHARGES FOR SERVICES</b>	2,758,605	2,742,300	2,742,300	2,073,260	2,747,920	-0.6%	2,750,215	0.3%
CITY COURT FINES	242,764	240,000	240,000	145,246	202,132	-1.1%	205,000	-14.6%
* CITY COURT FINES	242,764	240,000	240,000	145,246	202,132	-1.1%	205,000	-14.6%
PARKING VIOLATION - \$10.00	7,425	4,500	4,500	6,080	6,880	-39.4%	7,000	55.6%
HANDICAP - \$275.00	15,386	10,000	10,000	14,599	16,099	-35.0%	15,000	50.0%
* PARKING VIOLATIONS	22,811	14,500	14,500	20,679	22,979	-36.4%	22,000	51.7%
RESTITUTION	1,760	1,000	1,000	2,483	2,483	-43.2%	1,800	80.0%
PRE-TRIAL DIVERSIONS DWI	4,825	2,000	2,000	1,800	1,800	-58.5%	1,800	-10.0%
MISC CODE VIOLATION FEE	3,470	5,500	5,500	-	-	58.5%	-	-100.0%
* MISC FINES FORFEITURES	10,055	8,500	8,500	4,283	4,283	-15.5%	3,600	-57.6%
<b>** FINES AND FORFEITURES</b>	275,630	263,000	263,000	170,208	229,394	-4.6%	230,600	-12.3%
INTEREST ON INVESTMENTS	248,488	190,000	190,000	341,814	387,814	-23.5%	270,000	42.1%
DEMAND DEPOSIT ACCOUNTS	384,336	160,000	160,000	406,531	541,531	-58.4%	340,000	112.5%
INTEREST-PROPERTY TAXES	25,691	22,000	22,000	20,606	22,106	-14.4%	25,000	13.6%

**CITY OF LAKE CHARLES  
FISCAL YEAR 2019 - 2020 ANNUAL BUDGET**

	Actual Fiscal Year 2017 - 2018	Adopted Budget 2018 - 2019	Amended Budget 2018 - 2019	Y-T-D 2019 7/31/2019	Projected Revenue 2018 - 2019	% Change Adopted '19 to Actual '18	Budget 2019 - 2020	% Change Adopted '19 to '20 Budget
<b>REVENUES</b>								
INTEREST-OCCUPATIONAL LICENSES	10,275	10,000	10,000	9,938	10,438	-2.7%	10,000	0.0%
INTEREST-SALES TAX	657,167	180,000	180,000	99,851	136,935	-72.6%	180,000	0.0%
UNREALIZED GAIN/LOSS INVEST	(97,551)	-	-	-	-	100.0%	-	N/A
INTEREST-GRASS ASSESSMENT	28,866	18,000	18,000	16,432	20,432	-37.6%	20,000	11.1%
* INTEREST	1,257,272	580,000	580,000	895,172	1,119,256	-53.9%	845,000	45.7%
PENALTY-OCCUPATION LICENSE	35,675	28,000	28,000	33,264	35,264	-21.5%	35,000	25.0%
PENALTY-SALES TAX	169,981	138,000	138,000	164,049	200,137	-18.8%	185,000	34.1%
PENALTY-GRASS ASSESSMENTS	7,357	7,500	7,500	7,122	7,622	1.9%	7,500	0.0%
* PENALTIES	213,013	173,500	173,500	204,435	243,023	-18.5%	227,500	31.1%
OIL & GAS LEASE ROYALTIES	150	150	150	150	150	0.0%	150	0.0%
PIONEER BUILDING RENTS	2,066	2,000	2,000	1,722	2,066	-3.2%	2,000	0.0%
* RENTS AND ROYALTIES	2,216	2,150	2,150	1,872	2,216	-3.0%	2,150	0.0%
OLD EQUIPMENT	276,586	145,000	145,000	67,878	67,878	-47.6%	110,000	-24.1%
GARBAGE CANS	6,450	5,000	5,000	6,825	7,825	-22.5%	7,000	40.0%
* SALE OF FIXED ASSETS	283,036	150,000	150,000	74,703	75,703	-47.0%	117,000	-22.0%
MISCELLANEOUS DONATIONS	16,116	8,000	8,000	20,066	20,066	-50.4%	15,000	87.5%
* DONATIONS	16,116	8,000	8,000	20,066	20,066	-50.4%	15,000	87.5%
SPECIAL ASSESSMENTS	472	-	-	-	-	-100%	-	N/A
GENERAL REVENUES	16,667	15,000	15,000	6,958	8,458	-10.0%	12,000	-20.0%
ATTORNEY FEES	320	-	-	155	155	-100%	-	N/A
GENERAL CONCESSIONS	224	200	200	55	55	-10.7%	100	-50.0%
PUBLIC WORKS	3,410	5,000	5,000	4,942	5,242	46.6%	5,000	0.0%
SPECIAL EVENT REVENUE	14,175	10,000	10,000	20,596	23,596	-29.5%	20,000	100.0%
EMPLOYEE TRAINING REIMBURSEMENT	3,600	-	-	-	-	-100%	-	N/A
TEAM GREEN	2,076	2,500	2,500	1,950	1,950	20.4%	2,500	0.0%
DEVELOPER DONATIONS	5,000	-	-	-	-	-100%	-	N/A
* MISCELLANEOUS REVENUE	45,944	32,700	32,700	34,656	39,456	-28.8%	39,600	21.1%
MISC INSURANCE CLAIMS	118,922	55,000	55,000	110,895	122,656	-53.8%	110,000	100.0%
* INSURANCE REVENUES	118,922	55,000	55,000	110,895	122,656	-53.8%	110,000	100.0%
** USE OF MONEY & PROPERTY	1,936,519	1,001,350	1,001,350	1,341,799	1,622,376	-48.3%	1,356,250	35.4%
TOTAL OPERATING REVENUES	79,533,814	78,674,957	78,674,957	63,173,165	78,660,721	-1.1%	77,494,054	-1.5%
EXCESS OF REV OVER/UNDER EXP	(4,782,951)	4,145,634	9,145,634	-	6,267,501	186.7%	3,472,701	-16.2%
** NON-OPERATING REVENUE	(4,782,951)	4,145,634	9,145,634	-	6,267,501	186.7%	3,472,701	-16.2%
TOTAL GENERAL FUND	\$ 74,750,863	\$ 82,820,591	\$ 87,820,591	\$ 63,173,165	\$ 84,928,222	10.8%	\$ 80,966,755	-2.2%

# **GENERAL FUND**

## **OPERATING EXPENDITURES AND TRANSFERS**

**CITY OF LAKE CHARLES  
FISCAL YEAR 2019 – 2020 ANNUAL BUDGET**

---

**FUND:** 001 GENERAL FUND  
**DEPARTMENT:** 01 GENERAL GOVERNMENT  
**DIVISION:**

**GOAL MISSION STATEMENT:**

To enhance the quality of life for our citizens, our neighbors, and visitors and to provide a foundation for the growth and prosperity of future generations by providing community services and facilitating orderly growth and development.

**FUNCTION DESCRIPTION:**

General Government Department is comprised of the executive, legislative and judicial branches of the governmental body of the City of Lake Charles.

General Government Department Divisions:

Mayor's Office  
City Council  
City Marshal  
City Court  
Legal Services

**AUTHORIZED PERSONNEL:**

Total Personnel Count	Actual Fiscal Year 2017-2018	Adopted Budget 2018-2019	Adjusted Budget 2018-2019	Budget 2019-2020
Full-Time	40	40	40	41
Part-Time	13	13	13	11

**CITY OF LAKE CHARLES  
FISCAL YEAR 2019 - 2020 ANNUAL BUDGET**

Department / Division	Actual Fiscal Year 2017 - 2018	Adopted Budget 2018 - 2019	Amended Budget 2018 - 2019	Y-T-D FY 2019 7/31/2019	Projected Expenditures FY 2019	% Change Adopted '19 from Actual '18	Budget 2019 - 2020	% Change Adopted '19 to '20 Budget
<b>FUND: 001 GENERAL FUND</b>								
<b>DEPT: 01 GENERAL GOVERNMENT</b>								
Salaries/ Wages/ OT	\$ 1,971,094	\$ 2,015,400	\$ 2,015,400	\$ 1,607,912	\$ 1,975,092	2.2%	\$ 2,074,400	2.9%
Fringe Benefits	744,599	809,100	806,600	614,336	790,468	8.7%	839,250	3.7%
General Operating Services	100,459	154,550	154,700	79,007	116,025	53.8%	138,000	-10.7%
Insurance - Property, AL, GL, WC	176,811	174,482	177,582	131,679	177,582	-1.3%	220,710	26.5%
Maintenance & Rentals	53,422	56,835	60,540	47,001	58,118	6.4%	56,050	-1.4%
Utilities	53,739	67,900	64,200	38,092	62,916	26.4%	67,900	0.0%
Contractual Services & Projects	12,056	31,000	29,900	8,877	22,425	157.1%	25,000	-19.4%
General Supplies	24,035	37,850	39,300	19,137	31,440	57.5%	35,350	-6.6%
Automotive Supplies & Gasoline	25,665	26,050	26,050	19,316	24,748	1.5%	26,200	0.6%
Materials & Equipment	4,911	22,200	25,640	14,464	20,512	352.0%	21,100	-5.0%
Special Current Charges	258,920	271,550	267,005	197,976	258,995	4.9%	282,550	4.1%
GENERAL GOVERNMENT DEPT	<u>\$ 3,425,711</u>	<u>\$ 3,666,917</u>	<u>\$ 3,666,917</u>	<u>\$ 2,777,797</u>	<u>\$ 3,538,321</u>	7.0%	<u>\$ 3,786,510</u>	3.3%

**CITY OF LAKE CHARLES  
FISCAL YEAR 2019 – 2020 ANNUAL BUDGET**

---

**FUND:** 001 GENERAL FUND  
**DEPARTMENT:** 01 GENERAL GOVERNMENT  
**DIVISION:** 01 MAYOR'S OFFICE

**GOAL MISSION STATEMENT:**

To work with the City Council to carry out policy direction for the City of Lake Charles and enforce all laws and ordinances of the City of Lake Charles.

**FUNCTION DESCRIPTION:**

The Mayor's Office Division provides for the operating costs of the Office of the Mayor. It includes support personnel and is the administrative branch of government under the direction and supervision of the Mayor. This division is to provide policy making and support services on a day-by-day basis as necessary for the overall management of City operations. It serves as the focal point for information about the City and its activities. Other functions include attending meetings, delivering proclamations, coordinating special projects and initiatives and providing accurate information to the news media. The Mayor, as head of the executive branch, is responsible for proposing policies regarding levels of City services and for communicating these policies to the City Council and Department Heads.

This division also oversees numerous Initiatives and Commissions. Initiatives that began with the new administration starting July 1, 2017 are: Partners in Parks, Teen Connection, Midnight Basketball and Mayor's Mentoring Award. Commissions include: Mayor's Armed Forces Commission, Mayor's Youth Partnership, Team Green/Keep Greater Lake Charles Beautiful, Mayor's Commission on Disability, Leadership/Commission on Diversity, Human Relations Commission, Planning & Zoning Commission, Historic Preservation Commission, Downtown Development Authority and the Alcohol Review Board. Some commissions are facilitated through other departments with oversight by a Mayor's Office representative.

**DEMAND PERFORMANCE INDICATORS:**

Description	2017– 2018 Actual	2018 – 2019 Estimated	2019 – 2020 Estimated
Mayor's Action Line	411	905	855
Mayor's Initiatives	4	4	4
Mayor's Commissions	10	10	10

**AUTHORIZED PERSONNEL:**

Total Personnel Count	Actual Fiscal Year 2017-2018	Adopted Budget 2018-2019	Adjusted Budget 2018-2019	Budget 2019-2020
Full-Time	5	5	5	5

**CITY OF LAKE CHARLES  
FISCAL YEAR 2019 - 2020 ANNUAL BUDGET**

Department / Division	Actual Fiscal Year 2017 - 2018	Adopted Budget 2018 - 2019	Amended Budget 2018 - 2019	Y-T-D FY 2019 7/31/2019	% Change Adopted '19 from Actual '18	Budget 2019 - 2020	% Change Adopted '19 to '20 Budget
<b>FUND: 001 GENERAL FUND</b>							
<b>DEPT: 01 GENERAL GOVERNMENT</b>							
<b>DIV: 01 MAYOR'S OFFICE</b>							
Salaries/ Wages/ OT	\$ 464,307	\$ 471,400	\$ 471,400	\$ 377,012	1.5%	\$ 486,800	3.3%
Fringe Benefits	126,919	133,900	133,900	116,077	5.5%	152,900	14.2%
General Operating Services	6,365	13,000	13,000	6,399	104.2%	13,500	3.8%
Insurance - Property, AL, GL, WC	48,408	48,408	48,408	36,306	0.0%	3,025	-93.8%
Maintenance & Rentals	4,497	5,900	6,050	2,562	31.2%	4,450	-24.6%
Utilities	5,097	7,000	7,000	3,760	37.3%	7,000	0.0%
Contractual Services & Projects	-	15,000	15,000	-	N/A	10,000	-33.3%
General Supplies	6,568	9,700	11,550	5,046	47.7%	11,200	15.5%
Automotive Supplies & Gasoline	742	1,050	1,050	447	41.5%	1,200	14.3%
Materials & Equipment	1,089	12,000	10,000	7,482	1001.9%	8,500	-29.2%
Special Current Charges	-	200	200	70	N/A	200	0.0%
<b>MAYOR'S OFFICE</b>	<b>\$ 663,992</b>	<b>\$ 717,558</b>	<b>\$ 717,558</b>	<b>\$ 555,161</b>	<b>8.1%</b>	<b>\$ 698,775</b>	<b>-2.6%</b>

**CITY OF LAKE CHARLES  
FISCAL YEAR 2019 – 2020 ANNUAL BUDGET**

---

**FUND:** 001 GENERAL FUND  
**DEPARTMENT:** 01 GENERAL GOVERNMENT  
**DIVISION:** 02 CITY COUNCIL

**GOAL MISSION STATEMENT:**

To serve as the legislative arm of the City. The City Council is here to serve the citizens of Lake Charles. The Council is divided into districts with representatives for each district who come together and meet on the 1<sup>st</sup> and 3<sup>rd</sup> Wednesday of every month. Agenda meetings are held on the Tuesday of the week prior to the regular City Council meeting.

**FUNCTION DESCRIPTION:**

The City Council conducts the legislative business of the City which includes ordinances and resolutions (City departments to make recommendations to full council). The Division provides for the operational costs of the City Council, including the Office of the Clerk of Council. There are two agenda meetings and two regular City Council meetings per month.

**DEMAND PERFORMANCE INDICATORS:**

Description	2017 – 2018 Actual	2018 – 2019 Estimated	2019 – 2020 Estimated
Agenda Factsheets	475	450	475
Ordinances adopted	293	275	300
Resolutions adopted	161	250	275
Request to Appear Forms	0	2	2

**AUTHORIZED PERSONNEL:**

Total Personnel Count	Actual Fiscal Year 2017-2018	Adopted Budget 2018-2019	Adjusted Budget 2018-2019	Budget 2019-2020
Full-Time	1	1	1	1
Part-Time	8	8	8	7

**CITY OF LAKE CHARLES  
FISCAL YEAR 2019 - 2020 ANNUAL BUDGET**

Department / Division	Actual Fiscal Year 2017 - 2018	Adopted Budget 2018 - 2019	Amended Budget 2018 - 2019	Y-T-D FY 2019 7/31/2019	% Change Adopted '19 from Actual '18	Budget 2019 - 2020	% Change Adopted '19 to '20 Budget
<b>FUND: 001 GENERAL FUND</b>							
<b>DEPT: 01 GENERAL GOVERNMENT</b>							
<b>DIV: 02 CITY COUNCIL</b>							
Salaries/ Wages/ OT	\$ 199,452	\$ 201,800	\$ 201,800	\$ 166,446	1.2%	\$ 216,600	7.3%
Fringe Benefits	74,983	93,800	93,800	64,875	25.1%	97,400	3.8%
General Operating Services	28,350	42,900	42,900	18,545	51.3%	34,900	-18.6%
Insurance - Property, AL, GL, WC	7,366	7,366	7,366	5,525	0.0%	1,250	-83.0%
Maintenance & Rentals	10,526	12,000	11,255	9,785	14.0%	11,500	-4.2%
Utilities	4,151	5,000	5,000	3,528	20.5%	5,000	0.0%
Contractual Services & Projects	-	500	500	-	N/A	500	0.0%
General Supplies	1,359	2,500	2,500	671	84.0%	2,700	8.0%
Materials & Equipment	1,084	4,200	4,945	3,292	287.5%	4,200	0.0%
Special Current Charges	-	-	-	-	N/A	-	N/A
<b>CITY COUNCIL</b>	<b>\$ 327,271</b>	<b>\$ 370,066</b>	<b>\$ 370,066</b>	<b>\$ 272,667</b>	<b>13.1%</b>	<b>\$ 374,050</b>	<b>1.1%</b>

**CITY OF LAKE CHARLES  
FISCAL YEAR 2019 – 2020 ANNUAL BUDGET**

---

**FUND:** 001 GENERAL FUND  
**DEPARTMENT:** 01 GENERAL GOVERNMENT  
**DIVISION:** 03 CITY MARSHAL

**GOAL MISSION STATEMENT:**

To execute the orders and mandates of the Lake Charles City Court.

**FUNCTION DESCRIPTION:**

The City Marshal Division provides for the Marshal's Office operational costs which are funded by the City's General Fund. This includes personnel costs for deputies and a portion for the elected Ward Three Marshal as provided by law. This Office is a part of the judicial system and operates in conjunction with Lake Charles City Court. This is the enforcement officer of the Court, and the duties include service of papers, garnishments, and warrants.

Although legally separate, the Marshal's Office is fiscally dependent upon the City, and therefore, is included as a Component Unit in the City's Comprehensive Annual Financial Reports (CAFR). The information included in the CAFR is obtained from the Marshal's Office's separately audited financial statement.

**DEMAND PERFORMANCE INDICATORS:**

Description	2017 – 2018 Actual	2018 – 2019 Estimated	2019 – 2020 Estimated
Warrants cleared	9,259	7,200	7,560
Papers served	8,548	10,800	11,340
Garnishments processed	1,097	980	1,029

\*This does not include condemnation letters and other documents served for City Hall.

**AUTHORIZED PERSONNEL:**

Total Personnel Count	Actual Fiscal Year 2017-2018	Adopted Budget 2018-2019	Adjusted Budget 2018-2019	Budget 2019-2020
Full-Time	12	12	12	12

**CITY OF LAKE CHARLES  
FISCAL YEAR 2019 - 2020 ANNUAL BUDGET**

Department / Division	Actual Fiscal Year 2017 - 2018	Adopted Budget 2018 - 2019	Amended Budget 2018 - 2019	Y-T-D FY 2019 7/31/2019	% Change Adopted '19 from Actual '18	Budget 2019 - 2020	% Change Adopted '19 to '20 Budget
<b>FUND: 001 GENERAL FUND</b>							
<b>DEPT 01: GENERAL GOVERNMENT</b>							
<b>DIV: 03 CITY MARSHAL</b>							
Salaries/ Wages/ OT	\$ 430,486	\$ 423,500	\$ 423,500	\$ 326,507	-1.6%	\$ 441,300	4.2%
Fringe Benefits	166,327	173,800	173,800	125,883	4.5%	172,300	-0.9%
General Operating Services	1,552	2,400	2,400	1,456	54.6%	2,400	0.0%
Insurance - Property, AL, GL, WC	63,710	63,710	63,710	48,633	0.0%	172,975	171.5%
Utilities	320	800	800	274	150.0%	800	0.0%
Contractual Services & Projects	4,800	5,000	5,000	4,800	4.2%	5,000	0.0%
General Supplies	-	500	500	-	N/A	500	0.0%
Automotive Supplies & Gasoline	24,923	25,000	25,000	18,869	0.3%	25,000	0.0%
Materials & Equipment	-	-	-	-	N/A	3,000	N/A
Special Current Charges	15,361	16,500	16,500	326	7.4%	18,500	12.1%
<b>CITY MARSHAL</b>	<b>\$ 707,479</b>	<b>\$ 711,210</b>	<b>\$ 711,210</b>	<b>\$ 526,748</b>	<b>0.5%</b>	<b>\$ 841,775</b>	<b>18.4%</b>

**CITY OF LAKE CHARLES  
FISCAL YEAR 2019 – 2020 ANNUAL BUDGET**

---

**FUND:** 001 GENERAL FUND  
**DEPARTMENT:** 01 GENERAL GOVERNMENT  
**DIVISION:** 04 CITY COURT

**GOAL MISSION STATEMENT:**

To provide courteous and efficient judicial service to the citizens of Lake Charles and Calcasieu Parish.

**FUNCTION DESCRIPTION:**

The City Court Division provides for the division's operational costs funded through the City's General Fund, including personnel costs of court clerks, deputies, and a portion of elected City Judges' compensation. Civil Court is held on Monday, Tuesday, and Thursday of each week. The following types of suits/claims within its \$25,000 jurisdictional limits and within the confines of Ward 3 are evictions, damage claims, note agreements, executor process, wage, redhibition, contracts and overdrafts/NS. Traffic/criminal arraignments and trials for matters within the City of Lake Charles are handled on Mondays and Tuesdays. Some juvenile traffic arraignments are handled on Wednesdays. Traffic/criminal arraignments and trials for some matters within the confines of Ward 3 are handled on Wednesdays and on Fridays. The criminal jurisdiction of Lake Charles City Court is limited to the trial of offenses committed within their respective territorial jurisdictions which are not punishable by imprisonment by hard labor. Lake Charles City Court Judges may also require bonds to keep the peace; issue warrants of arrest; examine, commit and admit to bail and discharge; and hold preliminary examinations in all cases not capital.

Although legally separate, the City Court is fiscally dependent upon the City, and therefore, is included as a Component Unit in the City's Comprehensive Annual Financial Report (CAFR). The information included in the CAFR is obtained from the City Court's separately audited financial statement.

**DEMAND PERFORMANCE INDICATORS:**

Description	2017 – 2018 Actual	2018 – 2019 Estimated	2019 – 2020 Estimated
Civil cases filed/disposed	4,365/3,293	4,003/3,177	4,194/3,618
Criminal cases filed/disposed	4,707/3,615	3,964/3,966	1,102/3,098
Traffic cases filed/disposed	12,015/10,077	8,484/7,300	7,618/7,014
Juvenile cases filed/disposed	74/58	37/26	40/28

**AUTHORIZED PERSONNEL:**

Total Personnel Count	Actual Fiscal Year 2017-2018	Adopted Budget 2018-2019	Adjusted Budget 2018-2019	Budget 2019-2020
Full-Time	16	16	16	16
Part-Time	2	2	2	2

**CITY OF LAKE CHARLES  
FISCAL YEAR 2019 - 2020 ANNUAL BUDGET**

Department / Division	Actual Fiscal Year 2017 - 2018	Adopted Budget 2018 - 2019	Amended Budget 2018 - 2019	Y-T-D FY 2019 7/31/2019	% Change Adopted '19 from Actual '18	Budget 2019 - 2020	% Change Adopted '19 to '20 Budget
<b>FUND: 001 GENERAL FUND</b>							
<b>DEPT: 01 GENERAL GOVERNMENT</b>							
<b>DIV: 04 CITY COURT</b>							
Salaries/ Wages/ OT	\$ 557,239	\$ 578,500	\$ 578,500	\$ 475,681	3.8%	\$ 587,700	1.6%
Fringe Benefits	257,708	277,700	275,200	211,878	7.8%	279,750	0.7%
General Operating Services	36,241	52,050	52,200	31,798	43.6%	57,500	10.5%
Insurance - Property, AL, GL, WC	37,683	35,354	38,454	26,482	-6.2%	40,035	13.2%
Maintenance & Rentals	32,579	32,435	36,735	30,523	-0.4%	36,000	11.0%
Utilities	43,113	53,300	49,600	29,747	23.6%	53,300	0.0%
Contractual Services & Projects	7,256	10,500	9,400	4,077	44.7%	9,500	-9.5%
General Supplies	12,826	18,500	18,500	9,957	44.2%	15,300	-17.3%
Materials & Equipment	2,738	6,000	6,000	-	119.1%	5,000	-16.7%
Special Current Charges	11,641	20,550	20,300	19,659	76.5%	20,550	0.0%
<b>CITY COURT</b>	<b>\$ 999,024</b>	<b>\$ 1,084,889</b>	<b>\$ 1,084,889</b>	<b>\$ 839,802</b>	<b>8.6%</b>	<b>\$ 1,104,635</b>	<b>1.8%</b>

**CITY OF LAKE CHARLES  
FISCAL YEAR 2019 – 2020 ANNUAL BUDGET**

---

**FUND:** 001 GENERAL FUND  
**DEPARTMENT:** 01 GENERAL GOVERNMENT  
**DIVISION:** 05 LEGAL SERVICES

**GOAL MISSION STATEMENT:**

To provide legal advice to the Mayor, City Council, and all the officers, departments, boards and agencies of the City.

**FUNCTION DESCRIPTION:**

This division includes the function of the City Attorney's and City Prosecutor's Offices and their support staff. In addition to general legal services, the City Attorney's Office also supervises the defense of any claims by outside counsel against the City, including those accounted for by the Risk Management Fund. The head of this division is the City Attorney who supervises the conduct of the legal affairs of the City. The functions also include the handling of all legal instruments; representing the City in litigation; preparing ordinances upon the request of the Mayor or City Council members; providing legal advice concerning the affairs of the City when requested by the Mayor or City Council members; rendering written opinions as to the legality of all contracts, franchises and other legal instruments.

**DEMAND PERFORMANCE INDICATORS:**

Description	2017 – 2018 Actual	2018 – 2019 Estimated	2019 – 2020 Estimated
Requests for legal action	54	236	250
Administrative Hearing Cases	75	24	36
Public Records Requests *	139	240	275

\* This includes requests that are received or forwarded to the Legal Department; other departments, such as the Lake Charles City Police, may be processed within their department.

**AUTHORIZED PERSONNEL:**

Total Personnel Count	Actual Fiscal Year 2017-2018	Adopted Budget 2018-2019	Adjusted Budget 2018-2019	Budget 2019-2020
Full-Time	6	6	6	7
Part-Time	3	3	3	2

**CITY OF LAKE CHARLES  
FISCAL YEAR 2019 - 2020 ANNUAL BUDGET**

Department / Division	Actual Fiscal Year 2017 - 2018	Adopted Budget 2018 - 2019	Amended Budget 2018 - 2019	Y-T-D FY 2019 7/31/2019	% Change Adopted '19 from Actual '18	Budget 2019 - 2020	% Change Adopted '19 to '20 Budget
<b>FUND: 001 GENERAL FUND</b>							
<b>DEPT: 01 GENERAL GOVERNMENT</b>							
<b>DIV: 05 LEGAL SERVICES</b>							
Salaries/ Wages/ OT	\$ 319,610	\$ 340,200	\$ 340,200	\$ 262,266	6.4%	\$ 342,000	0.5%
Fringe Benefits	118,662	129,900	129,900	95,623	9.5%	136,900	5.4%
General Operating Services	27,951	44,200	44,200	20,809	58.1%	29,700	-32.8%
Insurance - Property, AL, GL, WC	19,644	19,644	19,644	14,733	0.0%	3,425	-82.6%
Maintenance & Rentals	5,820	6,500	6,500	4,131	11.7%	4,100	-36.9%
Utilities	1,058	1,800	1,800	783	70.1%	1,800	0.0%
General Supplies	3,282	6,650	6,250	3,463	102.6%	5,650	-15.0%
Materials & Equipment		-	4,695	3,690	N/A	400	N/A
Special Current Charges	231,918	234,300	230,005	177,921	1.0%	243,300	3.8%
LEGAL SERVICES	<u>727,945</u>	<u>783,194</u>	<u>783,194</u>	<u>583,419</u>	7.6%	<u>767,275</u>	-2.0%
GENERAL GOVERNMENT	<u>\$ 3,425,711</u>	<u>\$ 3,666,917</u>	<u>\$ 3,666,917</u>	<u>\$ 2,777,797</u>	7.0%	<u>\$ 3,786,510</u>	3.3%

**CITY OF LAKE CHARLES  
FISCAL YEAR 2019 – 2020 ANNUAL BUDGET**

---

**FUND:** 001 GENERAL FUND  
**DEPARTMENT:** 02 FINANCE  
**DIVISION:**

**GOAL MISSION STATEMENT:**

To provide fair and responsible stewardship of City resources and related support to other City operations, for both the present and future benefit of the public. To provide reliable, transparent financial reports and disclosures to City official, other financial institutes, rating agencies and the citizens of Lake Charles.

**FUNCTION DESCRIPTION:**

The Director of Finance supervises the Accounting, Purchasing, Print Shop, Water Billing, and Information Technology Divisions of the City.

Finance Department Divisions:

Administration Services  
Accounting  
Purchasing

The Finance Department has received the Government Finance Officers Association Certificate of Achievement in Financial Reporting for the past 32 years and has received the Association's Distinguished Budget Presentation Award for the past seven years.

The City issued bonds in 2017 with an S&P Global Rating assignment of "AA-/Stable" which indicates the financial stability and prudent financial practices of the City of Lake Charles.

**AUTHORIZED PERSONNEL:**

Total Personnel Count	Actual Fiscal Year 2017-2018	Adopted Budget 2018-2019	Adjusted Budget 2018-2019	Budget 2019-2020
Full-Time	18	18	18	18

**CITY OF LAKE CHARLES  
FISCAL YEAR 2019 - 2020 ANNUAL BUDGET**

Department / Division	Actual Fiscal Year 2017 - 2018	Adopted Budget 2018 - 2019	Amended Budget 2018 - 2019	Y-T-D FY 2019 7/31/2019	Projected Expenditures FY 2019	% Change Adopted '19 from Actual '18	Budget 2019 - 2020	% Change Adopted '19 to '20 Budget
<b>FUND: 001 GENERAL FUND</b>								
<b>DEPT: 02 FINANCE</b>								
Salaries/ Wages/ OT	\$ 816,285	\$ 927,200	\$ 927,200	\$ 730,630	\$ 890,112	13.6%	\$ 956,500	3.2%
Fringe Benefits	304,145	346,560	345,010	272,490	327,760	13.9%	366,960	5.9%
General Operating Services	30,960	39,300	40,300	26,676	38,285	26.9%	42,200	7.4%
Insurance - Property, AL, GL, WC	48,632	47,210	47,210	31,745	47,210	-2.9%	26,345	-44.2%
Maintenance & Rentals	4,826	7,300	10,050	5,063	8,040	51.3%	5,900	-19.2%
Utilities	4,299	7,000	7,000	3,408	5,600	62.8%	5,200	-25.7%
Contractual Services & Projects	41,524	56,500	50,975	37,413	46,897	36.1%	56,000	-0.9%
General Supplies	18,848	23,475	21,475	13,114	19,757	24.5%	19,575	-16.6%
Materials & Equipment	1,272	8,600	17,450	11,196	17,276	576.1%	9,900	15.1%
Major Acquisitions & Improvements	13,050	-	-	-	-	-100.0%	-	N/A
Special Current Charges	473,347	601,400	597,875	386,970	508,194	27.1%	606,400	0.8%
<b>FINANCE DEPARTMENT</b>	<b>\$ 1,757,188</b>	<b>\$ 2,064,545</b>	<b>\$ 2,064,545</b>	<b>\$ 1,518,705</b>	<b>\$ 1,909,130</b>	<b>17.5%</b>	<b>\$ 2,094,980</b>	<b>1.5%</b>

**CITY OF LAKE CHARLES  
FISCAL YEAR 2019 – 2020 ANNUAL BUDGET**

---

**FUND:** 001 GENERAL FUND  
**DEPARTMENT:** 02 FINANCE  
**DIVISION:** 01 ADMINISTRATION SERVICES

**GOAL MISSION STATEMENT:**

To provide fair and responsible stewardship of City resources and related support to other City operations, for both the present and future benefit of the public.

**FUNCTION DESCRIPTION:**

This division provides for the general management and supervision, budget administration, asset management, and related functions not specifically assigned to other divisions within this department. The Director of Finance is charged with custody of City funds, integrity of financial statements, accounting systems, collection and disbursements of all monies, procurement of property, safeguarding of assets, computer operations and preparation of the annual budget. Further, the responsibilities include debt administration, cash management and investing; inventory and fixed asset control; internal control system; coordinating the annual audit; bond sales; and supervision of division operations; collection of all taxes, license and permit fees and all other monies due the City; negotiate agreements subject to Council approval with depository banks; procure all real and personal property, materials, supplies and services required by the City; maintain perpetual inventory; account for and manage all property, real and personal owned by the City; maintain and supervise all accounts for all funds, operating, capital, trust or otherwise; permit no expenditure except on proper authorization in accordance with Charter, applicable state law or Council ordinance; prepare and execute under the supervision of the Mayor or Administrative Officer, the operating and capital budgets of the City; prepare and issue all checks of the City; provide such information pertaining to fiscal matters as requested by the Mayor or Council; do and perform such other actions as may be directed by the Mayor or the terms of the Charter.

**DEMAND PERFORMANCE INDICATORS:**

Description	2017 – 2018 Actual	2018 – 2019 Estimated	2019 – 2020 Estimated
Annual budget	1	1	1
Budget amendments	1	2	1
CAFR (annual financial statements)	1	1	1
Bond issues	1	0	0

**AUTHORIZED PERSONNEL:**

Total Personnel Count	Actual Fiscal Year 2017-2018	Adopted Budget 2018-2019	Adjusted Budget 2018-2019	Budget 2019-2020
Full-Time	3	3	3	3

**CITY OF LAKE CHARLES  
FISCAL YEAR 2019 - 2020 ANNUAL BUDGET**

Department / Division	Actual Fiscal Year 2017 - 2018	Adopted Budget 2018 - 2019	Amended Budget 2018 - 2019	Y-T-D FY 2019 7/31/2019	% Change Adopted '19 from Actual '18	Budget 2019 - 2020	% Change Adopted '19 to '20 Budget
<b>FUND: 001 GENERAL FUND</b>							
<b>DEPT: 02 FINANCE</b>							
<b>DIV: 01 ADMINISTRATION SERVICES</b>							
Salaries/ Wages/ OT	\$ 190,655	\$ 246,900	\$ 246,900	\$ 204,970	29.5%	\$ 255,800	3.6%
Fringe Benefits	57,822	79,700	79,700	66,432	37.8%	87,600	9.9%
General Operating Services	3,758	6,700	6,700	3,554	78.3%	6,700	0.0%
Insurance - Property, AL, GL, WC	15,756	14,334	14,334	7,088	-9.0%	5,870	-59.0%
Maintenance & Rentals	626	1,500	1,500	385	139.6%	1,400	-6.7%
Utilities	601	1,500	1,500	795	149.6%	1,200	-20.0%
Contractual Services & Projects	38,018	45,000	45,000	35,288	18.4%	45,000	0.0%
General Supplies	146	1,075	1,075	43	636.3%	1,075	0.0%
Materials & Equipment	744	2,300	5,725	3,717	209.1%	2,300	0.0%
Special Current Charges	18,292	15,200	11,775	2,913	-16.9%	20,200	32.9%
ADMINISTRATION SERVICES	<u>\$ 326,418</u>	<u>\$ 414,209</u>	<u>\$ 414,209</u>	<u>\$ 325,185</u>	26.9%	<u>\$ 427,145</u>	3.1%

**CITY OF LAKE CHARLES  
FISCAL YEAR 2019 – 2020 ANNUAL BUDGET**

---

**FUND:** 001 GENERAL FUND  
**DEPARTMENT:** 02 FINANCE  
**DIVISION:** 02 ACCOUNTING

**GOAL MISSION STATEMENT:**

To collect all revenue and manage all disbursements in a timely and efficient manner, ensure accurate and efficient accounting of all financial transactions, and provide customers with accurate, timely, and courteous service.

**FUNCTION DESCRIPTION:**

The Accounting function is a division of the Finance Department. The main responsibilities of the division are to maintain the general ledger accounts; process accounts receivable, accounts payable, and payroll; establish and monitor internal controls; account for all fixed assets and capital projects; process and maintain occupational licenses within the City limits; oversee and provide support services to the Alcohol Review Board, a Mayor appointed five-member Board, in reviewing applications for permits for the sale and distribution of alcoholic beverages; oversee and provide assistance in grants management and reporting; assist in the preparation of the City's financial statements in accordance with Generally Accepted Accounting Principles (GAAP); monitor debt service, bond payments and other long-term liabilities; and assist in the preparation of the City's yearly budget.

**DEMAND PERFORMANCE INDICATORS:**

Description	2017 – 2018 Actual	2018 – 2019 Estimated	2019 – 2020 Estimated
Accounts payable checks issued	11,402	9,155	11,500
Payroll checks issued/direct deposits	22,456/4,258	24,983/1,274	24,983/1,274
Occupational licenses processed	5,221	5,250	5,300
Accounts Receivable invoices processed	3,049	3,429	3,500
Capital Projects managed	60	77	70
Number of New Applicants for Alcohol Licenses	39	45	50

**AUTHORIZED PERSONNEL:**

Total Personnel Count	Actual Fiscal Year 2017-2018	Adopted Budget 2018-2019	Adjusted Budget 2018-2019	Budget 2019-2020
Full-Time	10	10	10	10

**CITY OF LAKE CHARLES  
FISCAL YEAR 2019 - 2020 ANNUAL BUDGET**

Department / Division	Actual Fiscal Year 2017 - 2018	Adopted Budget 2018 - 2019	Amended Budget 2018 - 2019	Y-T-D FY 2019 7/31/2019	% Change Adopted '19 from Actual '18	Budget 2019 - 2020	% Change Adopted '19 to '20 Budget
<b>FUND: 001 GENERAL FUND</b>							
<b>DEPT: 02 FINANCE</b>							
<b>DIV: 02 ACCOUNTING</b>							
Salaries/ Wages/ OT	\$ 434,921	\$ 481,500	\$ 481,500	\$ 367,512	10.7%	\$ 494,500	2.7%
Fringe Benefits	165,224	179,860	179,860	138,655	8.9%	188,860	5.0%
General Operating Services	23,704	28,200	29,200	20,957	19.0%	31,100	10.3%
Insurance - Property, AL, GL, WC	22,569	22,569	22,569	16,927	0.0%	2,960	-86.9%
Maintenance & Rentals	3,439	4,500	7,250	4,293	30.9%	3,500	-22.2%
Utilities	2,672	3,500	3,500	1,874	31.0%	3,000	-14.3%
Contractual Services & Projects	3,506	7,500	3,035	-	113.9%	7,000	-6.7%
General Supplies	15,666	18,350	16,350	11,215	17.1%	15,350	-16.3%
Materials & Equipment	-	4,000	6,715	4,205	N/A	5,500	37.5%
Major Acquisitions & Improvements	13,050	-	-	-	-100.0%	-	N/A
Special Current Charges	455,030	586,000	586,000	383,969	28.8%	586,000	0.0%
<b>ACCOUNTING</b>	<b>\$ 1,139,781</b>	<b>\$ 1,335,979</b>	<b>\$ 1,335,979</b>	<b>\$ 949,607</b>	<b>17.2%</b>	<b>\$ 1,337,770</b>	<b>0.1%</b>

**CITY OF LAKE CHARLES**  
**FISCAL YEAR 2019 – 2020 ANNUAL BUDGET**

---

**FUND:** 001 GENERAL FUND  
**DEPARTMENT:** 02 FINANCE  
**DIVISION:** 03 PURCHASING

**GOAL MISSION STATEMENT:**

To provide efficient and responsive procurement practices while providing quality service through teamwork and communication with City departments, divisions, and vendors. The Purchasing Division is dedicated to providing the City with the most effective and efficient centralized means for procuring quality goods and services in an economical and timely manner, while staying within the laws and regulations of the State of Louisiana and the City of Lake Charles.

**FUNCTION DESCRIPTION:**

The Purchasing Division provides direction and support in identifying sources capable of providing a continuous supply of goods and services in a quality and cost efficient manner. The division works closely with the Disadvantaged Business Enterprise-Small Business Opportunity Program to encourage the growth of small businesses owned and operated by socially or economically disadvantaged persons. The division's functions include processing departmental and divisional requisitions for goods and services; processing invoices for payment; processing telephone and other communication needs; soliciting and analyzing bids consistent with good purchasing policies and in accordance with applicable state and local laws and policies; maintaining purchasing card program; maintaining electronic bid process; maintaining procurement document imaging system; disposal of surplus property; providing centralized procurement of services for all City departments under the direction of the Purchasing Manager; purchasing all materials and services for the City in accordance with applicable state and local laws, policies and requirements; assisting in maintaining related delivery and payment records.

**DEMAND PERFORMANCE INDICATORS:**

Description	2017 – 2018 Actual	2018 – 2019 Estimated	2019 – 2020 Estimated
Purchase orders processed	2,606	3,000	3,000
Processed requisitions	2,776	2,800	2,800
Sent out RFP*/public/in house bids	40	45	45

\* In 2017-2018 13 State of Louisiana contracts and 6 piggyback contracts were utilized in lieu of city issued bids and Request for Proposals.

**AUTHORIZED PERSONNEL:**

Total Personnel Count	Actual Fiscal Year 2017-2018	Adopted Budget 2018-2019	Adjusted Budget 2018-2019	Budget 2019-2020
Full-Time	5	5	5	5

**CITY OF LAKE CHARLES  
FISCAL YEAR 2019 - 2020 ANNUAL BUDGET**

Department / Division	Actual Fiscal Year 2017 - 2018	Adopted Budget 2018 - 2019	Amended Budget 2018 - 2019	Y-T-D FY 2019 7/31/2019	% Change Adopted '19 from Actual '18	Budget 2019 - 2020	% Change Adopted '19 to '20 Budget
<b>FUND: 001 GENERAL FUND</b>							
<b>DEPT: 02 FINANCE</b>							
<b>DIV: 03 PURCHASING</b>							
Salaries/ Wages/ OT	\$ 190,709	\$ 198,800	\$ 198,800	\$ 158,148	4.2%	\$ 206,200	3.7%
Fringe Benefits	81,098	87,000	85,450	67,403	7.3%	90,500	4.0%
General Operating Services	3,498	4,400	4,400	2,165	25.8%	4,400	0.0%
Insurance - Property, AL, GL, WC	10,307	10,307	10,307	7,730	0.0%	17,515	69.9%
Maintenance & Rentals	761	1,300	1,300	385	70.8%	1,000	-23.1%
Utilities	1,026	2,000	2,000	739	94.9%	1,000	-50.0%
Contractual Services & Projects	-	4,000	2,940	2,125	N/A	4,000	0.0%
General Supplies	3,037	4,050	4,050	1,856	33.4%	3,150	-22.2%
Materials & Equipment	528	2,300	5,010	3,274	335.6%	2,100	-8.7%
Special Current Charges	25	200	100	88	700.0%	200	0.0%
<b>PURCHASING</b>	<b>290,989</b>	<b>314,357</b>	<b>314,357</b>	<b>243,913</b>	<b>8.0%</b>	<b>330,065</b>	<b>5.0%</b>
<b>FINANCE DEPARTMENT</b>	<b>\$ 1,757,188</b>	<b>\$ 2,064,545</b>	<b>\$ 2,064,545</b>	<b>\$ 1,518,705</b>	<b>17.5%</b>	<b>\$ 2,094,980</b>	<b>1.5%</b>

**CITY OF LAKE CHARLES**  
**FISCAL YEAR 2019 – 2020 ANNUAL BUDGET**

---

**FUND:** 001 GENERAL FUND  
**DEPARTMENT:** 03 HUMAN RESOURCES  
**DIVISION:** 01 HUMAN RESOURCES ADMINISTRATION

**GOAL MISSION STATEMENT:**

The Human Resources Department creates, encourages, and maintains a working environment that strives to promote a harmonious, high-performing, diverse work force to meet the City's growing needs. Human Resources does this by being a knowledgeable, approachable, professional resource in providing quality services in the areas of employee relations, benefits, recruitment and retention, organizational development, compensation, and human resource information management. The Department develops and communicates sound policies and procedures that balance the needs of employees and the needs of the city while ensuring compliance with federal and state law. The Department provides strategic leadership, modeling excellence, honesty, integrity, and teamwork.

**FUNCTION DESCRIPTION:**

The Human Resources Department provides personnel administration, recruitment, and training services, maintains employment records, and administers the Personnel Policies and Employee Benefit Programs. In 2018 the Human Resources accomplished the following:

- Received and reviewed 1,100 employment Applications
- Filled 86 in house job postings
- Processed 438 New Hires
- Passed State Minor Labor Law Audit
- Conducted training to State Ethics, New Supervisory Training, Diversity, Harassment and New Personnel Policies
- Computerized New Hire Orientation to speed up hiring process
- Handled 36 employee Investigations

**DEMAND PERFORMANCE INDICATORS:**

Description	2017 – 2018 Actual	2018 – 2019 Estimated	2019 – 2020 Estimated
Applications received	950	1,192	1,000
New hires	417	438	452

**AUTHORIZED PERSONNEL:**

Total Personnel Count	Actual Fiscal Year 2017-2018	Adopted Budget 2018-2019	Adjusted Budget 2018-2019	Budget 2019-2020
Full-Time	4	4	4	4
Part-Time	0	1	1	1

**CITY OF LAKE CHARLES  
FISCAL YEAR 2019 - 2020 ANNUAL BUDGET**

Department / Division	Actual Fiscal Year 2017 - 2018	Adopted Budget 2018 - 2019	Amended Budget 2018 - 2019	Y-T-D FY 2019 7/31/2019	% Change Adopted '19 from Actual '18	Budget 2019 - 2020	% Change Adopted '19 to '20 Budget
<b>FUND: 001 GENERAL FUND</b>							
<b>DEPT: 03 HUMAN RESOURCES</b>							
Salaries/ Wages/ OT	\$ 256,170	\$ 300,200	\$ 300,200	\$ 227,668	17.2%	\$ 306,400	2.1%
Fringe Benefits	85,224	100,800	100,800	78,189	18.3%	104,900	4.1%
General Operating Services	10,710	12,570	12,570	5,375	17.4%	13,800	9.8%
Insurance - Property, AL, GL, WC	12,467	12,467	12,467	9,350	0.0%	1,525	-87.8%
Maintenance & Rentals	4,732	6,200	4,200	2,537	31.0%	4,450	-28.2%
Utilities	1,465	3,400	3,400	1,050	132.1%	2,500	-26.5%
Contractual Services & Projects	6,687	10,000	10,000	5,436	49.5%	10,000	0.0%
General Supplies	6,873	11,400	11,100	6,947	65.9%	11,100	-2.6%
Automotive Supplies & Gasoline	170	825	825	81	385.3%	420	-49.1%
Materials & Equipment	750	3,000	6,045	4,797	300.0%	2,000	-33.3%
Special Current Charges	5,420	7,200	6,455	2,188	32.8%	6,200	-13.9%
<b>HUMAN RESOURCES DEPT</b>	<b>\$ 390,668</b>	<b>\$ 468,062</b>	<b>\$ 468,062</b>	<b>\$ 343,618</b>	<b>19.8%</b>	<b>\$ 463,295</b>	<b>-1.0%</b>

**CITY OF LAKE CHARLES**  
**FISCAL YEAR 2019 – 2020 ANNUAL BUDGET**

---

**FUND:** 001 GENERAL FUND  
**DEPARTMENT:** 04 FIRE DEPARTMENT  
**DIVISION:**

**GOAL MISSION STATEMENT:**

To preserve life, property and environment by responding to requests for assistance, both emergency and non-emergency situations. to be accomplished through training, public education, inspection, and quality assurance.

**FUNCTION DESCRIPTION:**

The functions of the overall Fire Department include fire prevention, fire extinguishments and salvage operations; inspections and recommendations concerning fire code; investigation of fires and their causes; conduct fire safety and prevention programs. The department performs fire suppression and prevention services within the City; it also provides fire protection services for Ward 3 of Calcasieu Parish through a joint services agreement with the Calcasieu Parish Police Jury.

Fire Department Divisions:

Fire Administration  
Fire Suppression  
Cajun Country  
Fire Support (includes Fire Prevention, Fire Training, Fire Dispatch, Maintenance Divisions)

**AUTHORIZED PERSONNEL:**

Total Personnel Count	Actual Fiscal Year 2017-2018	Adopted Budget 2018-2019	Adjusted Budget 2018-2019	Budget 2019-2020
Full-Time	182	182	182	182

**CITY OF LAKE CHARLES  
FISCAL YEAR 2019 - 2020 ANNUAL BUDGET**

<b>Department / Division</b>	<b>Actual Fiscal Year 2017 - 2018</b>	<b>Adopted Budget 2018 - 2019</b>	<b>Amended Budget 2018 - 2019</b>	<b>Y-T-D FY 2019 7/31/2019</b>	<b>Projected Expenditures FY 2019</b>	<b>% Change Adopted '19 from Actual '18</b>	<b>Budget 2019 - 2020</b>	<b>% Change Adopted '19 to '20 Budget</b>
<b>FUND: 001 GENERAL FUND</b>								
<b>DEPT: 04 FIRE DEPARTMENT</b>								
Salaries/ Wages	\$ 7,823,985	\$ 8,636,800	\$ 8,268,500	\$ 6,733,777	\$ 8,185,815	10.4%	\$ 8,892,700	3.0%
Overtime	1,976,425	1,260,000	2,006,508	1,890,443	2,383,443	-36.2%	1,260,000	0.0%
Retirement Contributions	2,394,210	2,502,175	2,315,675	1,868,351	2,240,101	4.5%	2,707,800	8.2%
Other Fringe Benefits	1,484,687	1,842,460	1,682,460	1,333,660	1,657,223	24.1%	1,879,160	2.0%
General Operating Services	9,498	16,700	17,200	4,989	13,760	75.8%	23,550	41.0%
Insurance - Property, AL, GL, WC	1,160,759	1,168,733	1,168,733	878,330	1,168,733	0.7%	744,520	-36.3%
Maintenance & Rentals	444,081	393,900	342,900	154,662	325,755	-11.3%	381,900	-3.0%
Utilities	235,572	260,150	269,850	206,105	267,152	10.4%	258,850	-0.5%
Contractual Services & Projects	114,491	179,150	226,242	113,745	192,306	56.5%	210,300	17.4%
General Supplies	114,287	144,200	151,285	76,043	136,157	26.2%	132,400	-8.2%
Automotive Supplies & Gasoline	234,977	273,200	274,200	183,951	252,264	16.3%	258,700	-5.3%
Materials & Equipment	351,703	446,000	420,215	207,871	378,194	26.8%	336,500	-24.6%
Major Acquisitions & Improvements	256,694	622,000	601,700	499,997	651,700	142.3%	747,850	20.2%
Special Current Charges	17,912	35,000	35,000	8,071	31,500	95.4%	19,800	-43.4%
<b>FIRE DEPARTMENT</b>	<b>\$ 16,619,281</b>	<b>\$ 17,780,468</b>	<b>\$ 17,780,468</b>	<b>\$ 14,159,995</b>	<b>\$ 17,884,101</b>	<b>7.0%</b>	<b>\$ 17,854,030</b>	<b>0.4%</b>

**CITY OF LAKE CHARLES  
FISCAL YEAR 2019 – 2020 ANNUAL BUDGET**

---

**FUND:** 001 GENERAL FUND  
**DEPARTMENT:** 04 FIRE DEPARTMENT  
**DIVISION:** 01 ADMINISTRATION

**GOAL MISSION STATEMENT:**

To preserve life, property and environment by responding to requests for assistance, both emergency and non-emergency situations; to maintain a desirable ISO fire suppression rating\*; all to be accomplished through training, public education, inspection, and quality assurance.

\*ISO Rating: "ISO" stands for the Insurance Services Office, a private corporation that evaluates industries for insurance rating purposes. For the fire service, the ISO uses the Public Protection Classification (PPCTM) program, in which the ISO conducts periodic audits of every fire department in the United States on a constantly rotating basis, usually about every 10 years. Every audit results in a rating from 1 to 10 for the audited department; this is known as the department's PPC number. A rating of 1 is the best; 10 is the worst. Insurance companies use this rating to determine proper insurance rates for structures in the fire district. The current ISO rating for the City of Lake Charles is 2.

**FUNCTION DESCRIPTION:**

This division is the administration component of the Fire Department.

**DEMAND PERFORMANCE INDICATORS:**

Description	2017 – 2018 Actual	2018 – 2019 Estimated	2019 – 2020 Estimated
Fire reports	3,619	4,545	5,000

\*The numbers provided come from a twelve-month time period from January to December.

**AUTHORIZED PERSONNEL:**

Total Personnel Count	Actual Fiscal Year 2017-2018	Adopted Budget 2018-2019	Adjusted Budget 2018-2019	Budget 2019-2020
Full-Time	5	5	5	5

**CITY OF LAKE CHARLES  
FISCAL YEAR 2019 - 2020 ANNUAL BUDGET**

Department / Division	Actual Fiscal Year 2017 - 2018	Adopted Budget 2018 - 2019	Amended Budget 2018 - 2019	Y-T-D FY 2019 7/31/2019	% Change Adopted '19 from Actual '18	Budget 2019 - 2020	% Change Adopted '19 to '20 Budget
<b>FUND: 001 GENERAL FUND</b>							
<b>DEPT: 04 FIRE DEPARTMENT</b>							
<b>DIV: 01 ADMINISTRATION</b>							
Salaries/ Wages/ OT	\$ 263,498	\$ 273,600	\$ 275,100	\$ 227,278	3.8%	\$ 287,300	5.0%
Fringe Benefits	123,613	131,300	129,800	101,878	6.2%	140,300	6.9%
General Operating Services	3,666	10,000	10,000	2,065	172.8%	19,000	90.0%
Insurance - Property, AL, GL, WC	-	-	-	-	N/A	28,705	N/A
Maintenance & Rentals	5,991	8,000	8,000	4,848	33.5%	5,000	-37.5%
Utilities	217,119	238,000	239,030	188,039	9.6%	234,000	-1.7%
Contractual Services & Projects	7,933	300	10,300	8,304	-96.2%	9,900	3200.0%
General Supplies	34	400	400	-	1076.5%	300	-25.0%
Materials & Equipment	3,520	5,000	8,970	1,282	42.0%	3,000	-40.0%
Special Current Charges	123	500	500	95	306.5%	300	-40.0%
<b>FIRE ADMINISTRATION</b>	<b>\$ 625,497</b>	<b>\$ 667,100</b>	<b>\$ 682,100</b>	<b>\$ 533,789</b>	<b>6.7%</b>	<b>\$ 727,805</b>	<b>9.1%</b>

**CITY OF LAKE CHARLES  
FISCAL YEAR 2019 – 2020 ANNUAL BUDGET**

---

**FUND:** 001 GENERAL FUND  
**DEPARTMENT:** 04 FIRE DEPARTMENT  
**DIVISION:** 02 FIRE SUPPRESSION

**GOAL MISSION STATEMENT:**

To preserve life, property and environment by responding to requests for assistance, both emergency and non-emergency situations, to be accomplished through training, public education, inspection, and quality assurance.

**FUNCTION DESCRIPTION:**

This is the largest division in the Fire Department. The employees are qualified to control and extinguish fires, respond to hazardous material emergencies, provide high quality first responder service, and quickly act in response to life threatening situations. They respond to hundreds of extrications and thousands of emergency line calls a year. They support and maintain a safe, healthy, well-trained, and high performing workforce to better serve the Lake Charles community.

**DEMAND PERFORMANCE INDICATORS:**

Description	2017 – 2018 Actual	2018 – 2019 Estimated	2019 – 2020 Estimated
Calls for service	3,619	4,545	5,000

\*The numbers provided come from a twelve-month time period from January to December.

**AUTHORIZED PERSONNEL:**

Total Personnel Count	Actual Fiscal Year 2017-2018	Adopted Budget 2018-2019	Adjusted Budget 2018-2019	Budget 2019-2020
Full-Time	161	161	161	161

**CITY OF LAKE CHARLES  
FISCAL YEAR 2019 - 2020 ANNUAL BUDGET**

Department / Division	Actual Fiscal Year 2017 - 2018	Adopted Budget 2018 - 2019	Amended Budget 2018 - 2019	Y-T-D FY 2019 7/31/2019	% Change Adopted '19 from Actual '18	Budget 2019 - 2020	% Change Adopted '19 to '20 Budget
<b>FUND: 001 GENERAL FUND</b>							
<b>DEPT: 04 FIRE DEPARTMENT</b>							
<b>DIV: 02 FIRE SUPPRESSION</b>							
Salaries/ Wages	\$ 6,028,169	\$ 6,693,500	\$ 6,249,500	\$ 5,121,685	11.0%	\$ 6,872,000	2.7%
Overtime	1,609,214	1,000,000	1,668,600	1,576,504	-37.9%	1,000,000	0.0%
Fringe Benefits	3,054,041	3,446,500	3,141,500	2,507,724	12.9%	3,636,000	5.5%
General Operating Services	5,832	5,700	6,200	2,924	-2.3%	3,550	-37.7%
Insurance - Property, AL, GL, WC	939,757	950,249	950,249	712,842	1.1%	604,165	-36.4%
Maintenance & Rentals	411,901	349,200	304,200	145,011	-15.2%	345,200	-1.1%
Utilities	-	-	-	-	N/A	-	N/A
Contractual Services & Projects	66,172	133,450	138,450	57,557	101.7%	123,500	-7.5%
General Supplies	104,616	127,250	137,250	74,533	21.6%	119,100	-6.4%
Automotive Supplies & Gasoline	199,052	228,500	229,500	156,394	14.8%	218,500	-4.4%
Materials & Equipment	340,055	424,500	391,500	204,792	24.8%	323,500	-23.8%
Major Acquisitions & Improvements	195,355	622,000	601,700	499,997	218.4%	565,000	-9.2%
Special Current Charges	16,874	34,000	34,000	7,721	101.5%	19,000	-44.1%
<b>FIRE SUPPRESSION</b>	<b>\$ 12,971,038</b>	<b>\$14,014,849</b>	<b>\$13,852,649</b>	<b>\$ 11,067,684</b>	<b>8.0%</b>	<b>\$13,829,515</b>	<b>-1.3%</b>

**CITY OF LAKE CHARLES  
FISCAL YEAR 2019 – 2020 ANNUAL BUDGET**

---

**FUND:** 001 GENERAL FUND  
**DEPARTMENT:** 04 FIRE DEPARTMENT  
**DIVISION:** 03 CAJUN COUNTRY

**GOAL MISSION STATEMENT:**

To preserve life, property and environment by responding to requests for assistance, both emergency and non-emergency situations, to be accomplished through training, public education, inspection, and quality assurance.

**FUNCTION DESCRIPTION:**

This division was established in 2008 to better track costs attributable to the Ward 3 Fire District agreement with Calcasieu Parish which serves areas in Ward 3 outside the City limits. Fire support personnel are not specifically assigned to this station. The personnel costs are recorded in this division as they are incurred through the payroll process.

**DEMAND PERFORMANCE INDICATORS:**

Description	2017 – 2018 Actual	2018 – 2019 Estimated	2019 – 2020 Estimated
Fire Reports	900	588	600
Calls for service	900	588	600

**AUTHORIZED PERSONNEL:**

There are no personnel that are directly charged to this division. Various employees' payroll cost is recorded in this division as they are incurred.

**CITY OF LAKE CHARLES  
FISCAL YEAR 2019 - 2020 ANNUAL BUDGET**

Department / Division	Actual Fiscal Year 2017 - 2018	Adopted Budget 2018 - 2019	Amended Budget 2018 - 2019	Y-T-D FY 2019 7/31/2019	% Change Adopted '19 from Actual '18	Budget 2019 - 2020	% Change Adopted '19 to '20 Budget
<b>FUND: 001 GENERAL FUND</b>							
<b>DEPT: 04 FIRE DEPARTMENT</b>							
<b>DIV: 03 CAJUN COUNTRY</b>							
Salaries/ Wages	\$ 603,238	\$ 682,700	\$ 664,700	\$ 546,779	13.2%	\$ 662,700	-2.9%
Overtime	291,869	180,000	300,000	248,887	-38.3%	200,000	11.1%
Fringe Benefits	300,547	311,435	311,435	265,790	3.6%	321,860	3.3%
Insurance - Property, AL, GL, WC	110,129	107,611	107,611	82,333	-2.3%	88,150	-18.1%
Maintenance & Rentals	26,189	33,100	27,100	4,803	26.4%	29,100	-12.1%
Utilities	17,502	21,150	29,150	17,075	20.8%	23,650	11.8%
Contractual Services & Projects	4,626	6,400	6,400	4,227	38.3%	6,900	7.8%
General Supplies	1,753	5,500	3,255	1,206	213.7%	3,000	-45.5%
Automotive Supplies & Gasoline	19,468	28,700	28,700	15,315	47.4%	23,700	-17.4%
Materials & Equipment	3,016	10,000	13,245	1,072	231.6%	4,500	-55.0%
CAJUN COUNTRY	<u>\$ 1,378,337</u>	<u>\$ 1,386,596</u>	<u>\$ 1,491,596</u>	<u>\$ 1,187,487</u>	0.6%	<u>\$ 1,363,560</u>	-1.7%

**CITY OF LAKE CHARLES  
FISCAL YEAR 2019 – 2020 ANNUAL BUDGET**

---

**FUND:** 001 GENERAL FUND  
**DEPARTMENT:** 04 FIRE DEPARTMENT  
**DIVISION:** 04 FIRE SUPPORT

**GOAL MISSION STATEMENT:**

To preserve life, property and environment by responding to requests for assistance, both emergency and non-emergency situations, to be accomplished through training, public education, inspection, and quality assurance.

**FUNCTION DESCRIPTION:**

This division was broken out separately from fire suppression for the first time in the adopted 2011 budget. It includes the Training Division, Maintenance Division, Communication Division, and Prevention and Planning.

**DEMAND PERFORMANCE INDICATORS:**

Description	2017 – 2018 Actual	2018 – 2019 Estimated	2019 – 2020 Estimated
Code inspections	3,067	3,064	3,200
Fire Stations in City Limits	8	8	8
Fire Stations outside City Limits	2	2	2

**AUTHORIZED PERSONNEL:**

Total Personnel Count	Actual Fiscal Year 2017-2018	Adopted Budget 2018-2019	Adjusted Budget 2018-2019	Budget 2019-2020
Full-Time	16	16	16	16

**CITY OF LAKE CHARLES  
FISCAL YEAR 2019 - 2020 ANNUAL BUDGET**

Department / Division	Actual Fiscal Year 2017 - 2018	Adopted Budget 2018 - 2019	Amended Budget 2018 - 2019	Y-T-D FY 2019 7/31/2019	% Change Adopted '19 from Actual '18	Budget 2019 - 2020	% Change Adopted '19 to '20 Budget
<b>FUND: 001 GENERAL FUND</b>							
<b>DEPT: 04 FIRE DEPARTMENT</b>							
<b>DIV: 04 FIRE SUPPORT</b>							
Salaries/ Wages	\$ 929,080	\$ 1,026,200	\$ 1,079,200	\$ 838,036	10.5%	\$ 1,070,700	4.3%
Overtime	75,342	40,800	37,908	65,051	-45.8%	60,000	47.1%
Fringe Benefits	400,696	455,400	415,400	326,619	13.7%	488,800	7.3%
General Operating Services	-	1,000	1,000	-	N/A	1,000	0.0%
Insurance - Property, AL, GL, WC	110,873	110,873	110,873	83,155	0.0%	23,500	-78.8%
Maintenance & Rentals	-	3,600	3,600	-	N/A	2,600	-27.8%
Utilities	951	1,000	1,670	991	5.2%	1,200	20.0%
Contractual Services & Projects	35,760	39,000	71,092	43,657	9.1%	70,000	79.5%
General Supplies	7,884	11,050	10,380	304	40.2%	10,000	-9.5%
Automotive Supplies & Gasoline	16,457	16,000	16,000	12,242	-2.8%	16,500	3.1%
Materials & Equipment	5,112	6,500	6,500	725	27.2%	5,500	-15.4%
Major Acquisitions & Improvements	61,339	-	-	-	-100.0%	182,850	N/A
Special Current Charges	915	500	500	255	-45.4%	500	0.0%
<b>FIRE SUPPORT</b>	<b>1,644,409</b>	<b>1,711,923</b>	<b>1,754,123</b>	<b>1,371,035</b>	<b>4.1%</b>	<b>1,933,150</b>	<b>12.9%</b>
<b>FIRE DEPARTMENT</b>	<b>\$ 16,619,281</b>	<b>\$17,780,468</b>	<b>\$17,780,468</b>	<b>\$ 14,159,995</b>	<b>7.0%</b>	<b>\$17,854,030</b>	<b>0.4%</b>

**CITY OF LAKE CHARLES  
FISCAL YEAR 2019 – 2020 ANNUAL BUDGET**

---

**FUND:** 001 GENERAL FUND  
**DEPARTMENT:** 05 POLICE  
**DIVISION:**

**GOAL MISSION STATEMENT:**

To serve all people within our jurisdiction with respect, fairness, and compassion.

The management and members of the Lake Charles Police Department are committed to the prevention of crime and the protection of life and property; the preservation of peace, order, and safety; the enforcement of laws and ordinances; and the safeguarding of constitutional guarantees.

The management and members of the Lake Charles Police Department are dedicated to fostering a sense of security for the citizens we serve; to investigate problems and seek solutions; and to build and maintain public trust by holding ourselves to the highest standards of ethics and performance.

**FUNCTION DESCRIPTION:**

The functions of this department are the prevention of crime; law enforcement; assistance to the courts and other law enforcement officials; and maintain the peace of the City.

Police Department Divisions:

Police Administration  
Police Service

**AUTHORIZED PERSONNEL: (does not include Police Hiring Grant)**

Total Personnel Count	Actual Fiscal Year 2017-2018	Adopted Budget 2018-2019	Adjusted Budget 2018-2019	Budget 2019-2020
Full-Time	187	188	188	188

**CITY OF LAKE CHARLES  
FISCAL YEAR 2019 - 2020 ANNUAL BUDGET**

Department / Division	Actual Fiscal Year 2017 - 2018	Adopted Budget 2018 - 2019	Amended Budget 2018 - 2019	Y-T-D FY 2019 7/31/2019	Projected Expenditures FY 2019	% Change Adopted '19 from Actual '18	Budget 2019 - 2020	% Change Adopted '19 to '20 Budget
<b>FUND: 001 GENERAL FUND</b>								
<b>DEPT: 05 POLICE</b>								
Salaries/ Wages	\$ 8,816,733	\$ 9,594,200	\$ 9,332,200	\$ 7,397,969	\$ 9,217,972	8.8%	\$ 9,931,000	3.5%
Overtime	1,355,964	970,500	1,480,500	1,245,109	1,745,109	-28.4%	976,000	0.6%
Retirement contributions	2,759,805	3,239,700	3,011,408	2,358,312	2,940,112	17.4%	3,357,600	3.6%
Other Fringe Benefits	1,640,982	1,820,420	1,732,320	1,327,352	1,663,027	10.9%	1,900,220	4.4%
General Operating Services	60,061	60,500	72,800	49,500	66,976	0.7%	67,900	12.2%
Insurance - Property, AL, GL, WC	1,653,296	1,650,391	1,657,441	1,247,086	1,657,441	-0.2%	1,669,305	1.1%
Maintenance & Rentals	495,198	505,700	489,645	360,216	470,059	2.1%	534,500	5.7%
Utilities	145,776	161,850	179,850	129,991	172,656	11.0%	166,950	3.2%
Contractual Services & Projects	141,063	249,810	265,752	218,005	263,094	77.1%	273,100	9.3%
General Supplies	92,727	100,800	95,600	67,925	87,952	8.7%	99,900	-0.9%
Automotive Supplies & Gasoline	488,930	590,200	590,200	316,108	501,670	20.7%	507,200	-14.1%
Materials & Equipment	818,541	813,100	917,891	644,341	871,996	-0.7%	965,800	18.8%
Major Acquisitions & Improvements	823,370	822,500	749,064	634,560	823,970	-0.1%	695,500	-15.4%
Special Current Charges	285,820	452,000	457,000	411,231	452,430	58.1%	459,000	1.5%
Interfund transfers	325,839	65,092	65,092	-	32,546	-80.0%	-	-100.0%
<b>POLICE DEPARTMENT</b>	<b>\$ 19,904,105</b>	<b>\$ 21,096,763</b>	<b>\$ 21,096,763</b>	<b>\$ 16,407,705</b>	<b>\$ 20,967,012</b>	<b>6.0%</b>	<b>\$ 21,603,975</b>	<b>2.4%</b>

**CITY OF LAKE CHARLES  
FISCAL YEAR 2019 – 2020 ANNUAL BUDGET**

---

**FUND:** 001 GENERAL FUND  
**DEPARTMENT:** 05 POLICE  
**DIVISION:** 01 POLICE ADMINISTRATION

**GOAL MISSION STATEMENT:**

To serve all people within our jurisdiction with respect, fairness, and compassion.

The management and members of the Lake Charles Police Department are committed to the prevention of crime and the protection of life and property; the preservation of peace, order, and safety; the enforcement of laws and ordinances; and the safeguarding of constitutional guarantees.

The management and members of the Lake Charles Police Department are dedicated to fostering a sense of security for the citizens we serve; to investigate problems and seek solutions; and to build and maintain public trust by holding ourselves to the highest standards of ethics and performance.

**FUNCTION DESCRIPTION:**

This division is the administration component of the Police Department. It includes the Office of the Chief of Police, his secretary, the positions of Deputy Chiefs, and the Professional Standards Division. These positions are responsible for the overall management and operation of the department and its respective divisions and include policies and procedures, rules and regulations, and personnel matters administration.

**DEMAND PERFORMANCE INDICATORS:**

Description	2017 – 2018 Actual	2018 – 2019 Estimated	2019 – 2020 Estimated
Calls for service	128,531	136,500	143,000
Administrative Investigations	64	60	60
Crime Clearance Rate	58%	47%	50%

**AUTHORIZED PERSONNEL: (does not include Police Hiring Grant)**

Total Personnel Count	Actual Fiscal Year 2017-2018	Adopted Budget 2018-2019	Adjusted Budget 2018-2019	Budget 2019-2020
Full-Time	6	6	6	6

**CITY OF LAKE CHARLES  
FISCAL YEAR 2019 - 2020 ANNUAL BUDGET**

Department / Division	Actual Fiscal Year 2017 - 2018	Adopted Budget 2018 - 2019	Amended Budget 2018 - 2019	Y-T-D FY 2019 7/31/2019	% Change Adopted '19 from Actual '18	Budget 2019 - 2020	% Change Adopted '19 to '20 Budget
<b>FUND: 001 GENERAL FUND</b>							
<b>DEPT: 05 POLICE</b>							
<b>DIV: 01 ADMINISTRATION</b>							
Salaries/ Wages/ OT	\$ 459,069	\$ 514,000	\$ 556,000	\$ 480,067	12.0%	\$ 499,000	-2.9%
Fringe Benefits	167,678	227,900	180,900	134,451	35.9%	212,500	-6.8%
General Operating Services	49,126	49,500	46,800	33,315	0.8%	46,900	-5.3%
Insurance - Property, AL, GL, WC	-	-	-	-	N/A	197,120	N/A
Maintenance & Rentals	24,440	26,200	16,645	9,046	7.2%	25,500	-2.7%
Utilities	129,586	140,500	158,500	119,111	8.4%	145,500	3.6%
Contractual Services & Projects	35,931	38,010	25,910	22,141	5.8%	31,500	-17.1%
General Supplies	17,340	18,600	17,300	10,385	7.3%	19,200	3.2%
Materials & Equipment	800	4,600	13,350	13,311	475.0%	5,800	26.1%
Special Current Charges	355	-	-	-	-100.0%	-	N/A
ADMINISTRATION	<u>\$ 884,325</u>	<u>\$ 1,019,310</u>	<u>\$ 1,015,405</u>	<u>\$ 821,827</u>	15.3%	<u>\$ 1,183,020</u>	16.1%

**CITY OF LAKE CHARLES  
FISCAL YEAR 2019 – 2020 ANNUAL BUDGET**

---

**FUND:** 001 GENERAL FUND  
**DEPARTMENT:** 05 POLICE  
**DIVISION:** 02 POLICE SERVICE

**GOAL MISSION STATEMENT:**

To serve all people within our jurisdiction with respect, fairness, and compassion.

The management and members of the Lake Charles Police Department are committed to the prevention of crime and the protection of life and property; the preservation of peace, order, and safety; the enforcement of laws and ordinances; and the safeguarding of constitutional guarantees.

The management and members of the Lake Charles Police Department are dedicated to fostering a sense of security for the citizens we serve; to investigate problems and seek solutions; and to build and maintain public trust by holding ourselves to the highest standards of ethics and performance.

**FUNCTION DESCRIPTION:**

This division consists of police personnel and the operational needs of the police force. It consists of three units, Operations, Administrative Support, and Investigations. "Operations" contains the operational functions of the police services to the public and falls under the purview of a Deputy Chief. Components falling under this title include the patrol division and K-9 function, the traffic division, and the personnel training division. "Administrative Support" contains the functions classified as support positions falling under the purview of a Deputy Chief. The components include budget positions, narcotics task force personnel, communications, clerical, information desk personnel, neighborhood policing, criminal intelligence, and crime analysis. "Investigations" includes the functions classified as investigative positions falling under the purview of a Deputy Chief. Components of this include all sub-classifications of investigations such as violent crimes, property crimes, etc., the investigative clerical personnel, and the property and evidence function.

**DEMAND PERFORMANCE INDICATORS:**

Description	2017 – 2018 Actual	2018 – 2019 Estimated	2019– 2020 Estimated
Calls for service	128,531	136,500	143,000
Arrests	3,415	2,687	3,000
Citations	15,132	7,500	8,000

**AUTHORIZED PERSONNEL: (does not include Police Hiring Grant)**

Total Personnel Count	Actual Fiscal Year 2017-2018	Adopted Budget 2018-2019	Adjusted Budget 2018-2019	Budget 2019-2020
Full-Time	181	182	182	182

**CITY OF LAKE CHARLES  
FISCAL YEAR 2019 - 2020 ANNUAL BUDGET**

Department / Division	Actual Fiscal Year 2017 - 2018	Adopted Budget 2018 - 2019	Amended Budget 2018 - 2019	Y-T-D FY 2019 7/31/2019	% Change Adopted '19 from Actual '18	Budget 2019 - 2020	% Change Adopted '19 to '20 Budget
<b>FUND: 001 GENERAL FUND</b>							
<b>DEPT: 05 POLICE</b>							
<b>DIV: 02 POLICE SERVICE</b>							
Salaries/ Wages/ OT	\$ 8,358,078	\$ 9,082,700	\$ 8,778,700	\$ 6,917,902	8.7%	\$ 9,433,000	3.9%
Overtime	1,355,550	968,000	1,478,000	1,245,109	-28.6%	975,000	0.7%
Retirement	2,654,853	3,089,500	2,891,208	2,271,617	16.4%	3,215,400	4.1%
Fringe Benefits	1,578,256	1,742,720	1,671,620	1,279,596	10.4%	1,829,920	5.0%
General Operating Services	10,935	11,000	26,000	16,185	0.6%	21,000	90.9%
Insurance - Property, AL, GL, WC	1,653,296	1,650,391	1,657,441	1,247,086	-0.2%	1,472,185	-10.8%
Maintenance & Rentals	470,758	479,500	473,000	351,170	1.9%	509,000	6.2%
Utilities	16,190	21,350	21,350	10,880	31.9%	21,450	0.5%
Contractual Services & Projects	105,132	211,800	239,842	195,864	101.5%	241,600	14.1%
General Supplies	75,387	82,200	78,300	57,540	9.0%	80,700	-1.8%
Automotive Supplies & Gasoline	488,930	590,200	590,200	316,108	20.7%	507,200	-14.1%
Materials & Equipment	817,741	808,500	904,541	631,030	-1.1%	960,000	18.7%
Major Acquisitions & Improvements	823,370	822,500	749,064	634,560	-0.1%	695,500	-15.4%
Special Current Charges	285,465	452,000	457,000	411,231	58.3%	459,000	1.5%
Interfund transfers	325,839	65,092	65,092	-	-80.0%	-	-100.0%
POLICE SERVICE	<u>19,019,780</u>	<u>20,077,453</u>	<u>20,081,358</u>	<u>15,585,878</u>	5.6%	<u>20,420,955</u>	1.7%
 POLICE DEPARTMENT	 <u>\$ 19,904,105</u>	 <u>\$21,096,763</u>	 <u>\$21,096,763</u>	 <u>\$ 16,407,705</u>	 6.0%	 <u>\$21,603,975</u>	 2.4%

**CITY OF LAKE CHARLES  
FISCAL YEAR 2019 – 2020 ANNUAL BUDGET**

---

**FUND: 001 GENERAL FUND  
DEPARTMENT: 06 PUBLIC WORKS  
DIVISION:**

**GOAL MISSION STATEMENT:**

To ensure the highest quality of services are provided to the residents of the City of Lake Charles in the maintenance of public infrastructure and the carrying out of services as provided by the divisions as outlined below.

**FUNCTION DESCRIPTION:**

Per the City Charter, the Director of Public Works is responsible for emergency services for all agencies of the City; contract construction supervision, maintenance of City property; maintenance of city map and mapping and survey work; construction of streets and sidewalks and bridges and street drainage connected therewith; traffic engineering; garbage and trash collection and disposal; street cleaning; storm water collection and disposal systems. In addition, the Director of Public Works oversees City Wastewater and Water systems; the City Transit system; the Vehicle Maintenance Division; and the Grounds Maintenance Division.

Public Works Department Divisions:

Administration

Streets

Solid Waste-Trash Collection

Solid Waste General

Engineering

Vehicle Maintenance

Building Maintenance

Communication & Traffic

Grounds Maintenance

\*\*\* Wastewater, Transit, and Water Division are in separate funds listed elsewhere in the budget.

**AUTHORIZED PERSONNEL:**

	<b>Actual Fiscal Year 2017-2018</b>	<b>Adopted Budget 2018-2019</b>	<b>Adjusted Budget 2018-2019</b>	<b>Budget 2019-2020</b>
<b>Total Personnel Count</b>				
Full-Time	157	157	157	157
Part-Time	17	17	17	17

**CITY OF LAKE CHARLES  
FISCAL YEAR 2019 - 2020 ANNUAL BUDGET**

Department / Division	Actual Fiscal Year 2017 - 2018	Adopted Budget 2018 - 2019	Amended Budget 2018 - 2019	Y-T-D FY 2019 7/31/2019	Projected Expenditures FY 2019	% Change Adopted '19 from Actual '18	Budget 2019 - 2020	% Change Adopted '19 to '20 Budget
<b>FUND: 001 GENERAL FUND</b>								
<b>DEPT: 06 PUBLIC WORKS</b>								
Salaries/ Wages	\$ 4,950,696	\$ 5,698,800	\$ 5,696,320	\$ 4,216,395	\$ 5,354,541	15.1%	\$ 5,698,200	0.0%
Overtime	259,479	253,000	253,000	223,778	265,650	-2.5%	266,500	5.3%
Retirement contributions	633,515	748,900	748,900	547,361	703,966	18.2%	745,500	-0.5%
Other Fringe Benefits	1,475,050	1,728,960	1,727,960	1,189,397	1,607,003	17.2%	1,780,310	3.0%
General Operating Services	12,206	25,870	26,935	12,035	24,242	111.9%	26,950	4.2%
Insurance - Property, AL, GL, WC	1,663,378	1,663,687	1,663,687	1,245,625	1,663,687	0.0%	1,525,317	-8.3%
Maintenance & Rentals	316,319	639,450	607,609	301,635	486,087	102.2%	558,650	-12.6%
Utilities	1,420,511	1,498,900	1,501,220	1,055,040	1,471,196	5.5%	1,480,500	-1.2%
Contractual Services & Projects	1,645,238	2,317,175	2,366,775	1,267,306	2,106,430	40.8%	2,032,975	-12.3%
General Supplies	451,940	667,650	665,500	318,686	598,950	47.7%	546,600	-18.1%
Automotive Supplies & Gasoline	894,859	1,088,800	1,089,300	726,229	980,370	21.7%	1,032,100	-5.2%
Materials & Equipment	300,474	418,150	442,130	211,834	397,917	39.2%	374,550	-10.4%
Major Acquisitions & Improvements	1,692,503	1,504,320	1,486,256	480,793	1,100,000	-11.1%	1,956,750	30.1%
Special Current Charges	49,947	144,500	122,570	48,131	85,799	189.3%	119,000	-17.6%
<b>PUBLIC WORKS DEPARTMENT</b>	<b>\$ 15,766,115</b>	<b>\$ 18,398,162</b>	<b>\$ 18,398,162</b>	<b>\$ 11,844,245</b>	<b>\$ 16,845,837</b>	<b>16.7%</b>	<b>\$ 18,143,902</b>	<b>-1.4%</b>

**CITY OF LAKE CHARLES  
FISCAL YEAR 2019 – 2020 ANNUAL BUDGET**

---

**FUND:** 001 GENERAL FUND  
**DEPARTMENT:** 06 PUBLIC WORKS  
**DIVISION:** 01 ADMINISTRATION

**GOAL MISSION STATEMENT:**

To ensure the highest quality of service is given to the residents of the City of Lake Charles.

**FUNCTION DESCRIPTION:**

The Administration Division provides for the general management of the Public Works Department and the coordination and scheduling of work performed by its various operating divisions. This includes, but is not limited to, the City Engineering functions and other government agencies such as Gravity Drainage, Calcasieu Parish Police Jury, and Department of Transportation & Development.

**DEMAND PERFORMANCE INDICATORS:**

Description	2017 – 2018 Actual	2018 – 2019 Estimated	2019 – 2020 Estimated
Work orders completed	974	1,700	1,750

**AUTHORIZED PERSONNEL:**

Total Personnel Count	Actual Fiscal Year 2017-2018	Adopted Budget 2018-2019	Adjusted Budget 2018-2019	Budget 2019-2020
Full-Time	14	11	11	11

**CITY OF LAKE CHARLES  
FISCAL YEAR 2019 - 2020 ANNUAL BUDGET**

Department / Division	Actual Fiscal Year 2017 - 2018	Adopted Budget 2018 - 2019	Amended Budget 2018 - 2019	Y-T-D FY 2019 7/31/2019	% Change Adopted '19 from Actual '18	Budget 2019 - 2020	% Change Adopted '19 to '20 Budget
<b>FUND: 001 GENERAL FUND</b>							
<b>DEPT: 06 PUBLIC WORKS</b>							
<b>DIV: 01 ADMINISTRATION</b>							
Salaries/ Wages/ OT	\$ 563,358	\$ 580,500	\$ 580,500	\$ 373,669	3.0%	\$ 509,300	-12.3%
Fringe Benefits	221,377	221,350	221,050	132,333	0.0%	198,500	-10.3%
General Operating Services	4,374	7,650	7,075	4,370	74.9%	7,050	-7.8%
Insurance - Property, AL, GL, WC	18,979	18,979	18,979	14,234	0.0%	114,220	501.8%
Maintenance & Rentals	42,067	48,550	48,450	19,458	15.4%	44,050	-9.3%
Utilities	26,823	31,800	31,800	19,720	18.6%	30,300	-4.7%
Contractual Services & Projects	7,850	12,200	77,200	66,233	55.4%	33,200	172.1%
General Supplies	18,780	22,850	20,850	11,100	21.7%	19,850	-13.1%
Automotive Supplies & Gasoline	10,965	12,850	11,350	5,429	17.2%	10,150	-21.0%
Materials & Equipment	4,278	8,850	21,320	4,232	106.9%	8,350	-5.6%
Major Acquisitions & Improvements	40,748	-	47,000	46,986	-100.0%	24,000	N/A
Special Current Charges	22,804	85,500	66,030	22,897	274.9%	65,500	-23.4%
ADMINISTRATION	<u>\$ 982,403</u>	<u>\$ 1,051,079</u>	<u>\$ 1,151,604</u>	<u>\$ 720,661</u>	7.0%	<u>\$ 1,064,470</u>	1.3%

**CITY OF LAKE CHARLES  
FISCAL YEAR 2019 – 2020 ANNUAL BUDGET**

---

**FUND:** 001 GENERAL FUND  
**DEPARTMENT:** 06 PUBLIC WORKS  
**DIVISION:** 02 STREETS

**GOAL MISSION STATEMENT:**

To maintain safe roadways and sidewalks for pedestrian and vehicular traffic and to maintain City infrastructure drainage systems.

**FUNCTION DESCRIPTION:**

The Streets Division performs general roadway maintenance (maintaining, repairing, improving City streets) and drainage on public streets. Street sweepers insure streets are free of dirt, leaves, and debris. The maintenance of City streets includes surface treatment and overlay; correction of street failures including handicap ramps, curbs, and gutters, construction catch basins, drainage boxes, and patching potholes. (This budget also includes the cost of street lighting.)

**DEMAND PERFORMANCE INDICATORS:**

Description	2017 – 2018 Actual	2018 – 2019 Estimated	2019 – 2020 Estimated
Work orders completed	557	730	800
Work orders completed-drainage	1,330	1,100	1,150
Storm Sewers maintenance (miles)	425	425	425

**AUTHORIZED PERSONNEL:**

Total Personnel Count	Actual Fiscal Year 2017-2018	Adopted Budget 2018-2019	Adjusted Budget 2018-2019	Budget 2019-2020
Full-Time	25	25	25	25
Part-Time	3	3	3	3

**CITY OF LAKE CHARLES  
FISCAL YEAR 2019 - 2020 ANNUAL BUDGET**

Department / Division	Actual Fiscal Year 2017 - 2018	Adopted Budget 2018 - 2019	Amended Budget 2018 - 2019	Y-T-D FY 2019 7/31/2019	% Change Adopted '19 from Actual '18	Budget 2019 - 2020	% Change Adopted '19 to '20 Budget
<b>FUND: 001 GENERAL FUND</b>							
<b>DEPT: 06 PUBLIC WORKS</b>							
<b>DIV: 02 STREETS</b>							
Salaries/ Wages/ OT	\$ 838,701	\$ 909,600	\$ 909,600	\$ 716,159	8.5%	\$ 914,500	0.5%
Fringe Benefits	341,496	377,050	377,050	278,974	10.4%	386,850	2.6%
General Operating Services	95	1,400	1,400	157	1373.7%	1,400	0.0%
Insurance - Property, AL, GL, WC	461,148	461,959	461,959	344,969	0.2%	371,685	-19.5%
Maintenance & Rentals	19,530	70,800	67,300	26,977	262.5%	56,400	-20.3%
Utilities	1,308,755	1,371,500	1,371,500	972,654	4.8%	1,353,200	-1.3%
Contractual Services & Projects	229,620	755,425	755,425	81,921	229.0%	477,425	-36.8%
General Supplies	214,691	323,000	323,000	146,800	50.4%	220,050	-31.9%
Automotive Supplies & Gasoline	40,884	58,000	58,000	33,870	41.9%	51,000	-12.1%
Materials & Equipment	32,037	48,500	51,210	36,482	51.4%	47,200	-2.7%
Major Acquisitions & Improvements	112,072	79,500	83,000	82,918	-29.1%	124,000	56.0%
Special Current Charges	8,730	22,500	19,790	9,322	157.7%	22,700	0.9%
<b>STREETS</b>	<b>\$ 3,607,759</b>	<b>\$ 4,479,234</b>	<b>\$ 4,479,234</b>	<b>\$ 2,731,203</b>	<b>24.2%</b>	<b>\$ 4,026,410</b>	<b>-10.1%</b>

**CITY OF LAKE CHARLES  
FISCAL YEAR 2019 – 2020 ANNUAL BUDGET**

---

**FUND:** 001 GENERAL FUND  
**DEPARTMENT:** 06 PUBLIC WORKS  
**DIVISION:** 03 SOLID WASTE - TRASH

**GOAL MISSION STATEMENT:**

To collect and dispose of trash from the residents in the City limits of Lake Charles in the most economical and environmentally safe manner.

**FUNCTION DESCRIPTION:**

The primary function of the Solid Waste (Trash) Division is the collection of trash, which consists of brush, debris, and other residential waste not handled by the automated garbage system. These items are collected from City residences once a week and delivered to the disposal sites. There are nine trash routes that run four (4) days per week, which average approximately 798 homes per route.

Included in the disposal sites is the City-owned Incinerator (Wood Waste Processing Facility). This Division also operates all recycling collection sites, as well as having a roving recycling truck at various locations throughout the City.

**DEMAND PERFORMANCE INDICATORS:**

Description	2017 – 2018 Actual	2018 – 2019 Estimated	2019 – 2020 Estimated
Tons incinerated	5,800	6,000	6,500
Tons trash collected	7,000	7,500	8,000
Team Green Recycling Tons	540	600	690

**AUTHORIZED PERSONNEL:**

Total Personnel Count	Actual Fiscal Year 2017-2018	Adopted Budget 2018-2019	Adjusted Budget 2018-2019	Budget 2019-2020
Full-Time	29	29	29	29
Part-Time	9	9	9	9

**CITY OF LAKE CHARLES  
FISCAL YEAR 2019 - 2020 ANNUAL BUDGET**

Department / Division	Actual Fiscal Year 2017 - 2018	Adopted Budget 2018 - 2019	Amended Budget 2018 - 2019	Y-T-D FY 2019 7/31/2019	% Change Adopted '19 from Actual '18	Budget 2019 - 2020	% Change Adopted '19 to '20 Budget
<b>FUND: 001 GENERAL FUND</b>							
<b>DEPT: 06 PUBLIC WORKS</b>							
<b>DIV: 03 TRASH COLLECTION</b>							
Salaries/ Wages/ OT	\$ 995,387	\$ 1,094,700	\$ 1,094,700	\$ 829,577	10.0%	\$ 1,123,500	2.6%
Fringe Benefits	391,636	467,060	465,810	313,561	19.3%	482,960	3.4%
General Operating Services	211	3,100	4,350	1,250	1369.2%	4,350	40.3%
Insurance - Property, AL, GL, WC	245,075	245,075	245,075	183,916	0.0%	354,600	44.7%
Maintenance & Rentals	28,567	165,200	145,264	64,155	478.3%	120,200	-27.2%
Utilities	4,470	6,800	6,800	4,887	52.1%	6,600	-2.9%
Contractual Services & Projects	317,079	361,100	361,600	252,674	13.9%	348,800	-3.4%
General Supplies	2,162	5,500	5,000	1,175	154.4%	5,000	-9.1%
Automotive Supplies & Gasoline	151,041	176,500	176,500	133,708	16.9%	176,500	0.0%
Materials & Equipment	29,540	30,850	30,850	24,556	4.4%	30,850	0.0%
Major Acquisitions & Improvements	470,545	261,000	264,543	-	-44.5%	350,000	34.1%
Special Current Charges	6,432	12,000	12,000	6,853	86.6%	12,000	0.0%
<b>TRASH COLLECTION</b>	<b>\$ 2,642,145</b>	<b>\$ 2,828,885</b>	<b>\$ 2,812,492</b>	<b>\$ 1,816,312</b>	<b>7.1%</b>	<b>\$ 3,015,360</b>	<b>6.6%</b>

**CITY OF LAKE CHARLES**  
**FISCAL YEAR 2019 – 2020 ANNUAL BUDGET**

---

DEPARTMENT: 001 GENERAL FUND  
DEPARTMENT: 06 PUBLIC WORKS  
DIVISION: 04 SOLID WASTE – GENERAL

**GOAL MISSION STATEMENT:**

To clean all streets of garbage in the most economical and environmentally safe manner.

**FUNCTION DESCRIPTION:**

The Solid Waste (Garbage) Division includes the cost of operation of the City's automated garbage collection service, including related equipment costs, contractual cost of waste disposal, and expenses of transportation to disposal sites. Its primary function is the collection of garbage from City residences once a week and delivery of the items to the dump sites. There are nine routes that run four (4) days per week, which average 806 homes per route.

**DEMAND PERFORMANCE INDICATORS:**

Description	2017 – 2018 Actual	2018 – 2019 Estimated	2019 – 2020 Estimated
Tons garbage collected	25,500	26,497	27,000
Work orders completed	7,090	7,000	7,050

**AUTHORIZED PERSONNEL:**

Total Personnel Count	Actual Fiscal Year 2017-2018	Adopted Budget 2018-2019	Adjusted Budget 2018-2019	Budget 2019-2020
Full-Time	14	14	14	14

**CITY OF LAKE CHARLES  
FISCAL YEAR 2019 - 2020 ANNUAL BUDGET**

Department / Division	Actual Fiscal Year 2017 - 2018	Adopted Budget 2018 - 2019	Amended Budget 2018 - 2019	Y-T-D FY 2019 7/31/2019	% Change Adopted '19 from Actual '18	Budget 2019 - 2020	% Change Adopted '19 to '20 Budget
<b>FUND: 001 GENERAL FUND</b>							
<b>DEPT: 06 PUBLIC WORKS</b>							
<b>DIV: 04 SOLID WASTE-GENERAL</b>							
Salaries/ Wages/ OT	\$ 440,820	\$ 496,800	\$ 496,800	\$ 389,864	12.7%	\$ 521,400	5.0%
Fringe Benefits	191,395	214,900	214,900	160,436	12.3%	223,500	4.0%
General Operating Services	266	2,800	2,700	1,920	952.6%	2,700	-3.6%
Insurance - Property, AL, GL, WC	236,275	236,150	236,150	176,363	-0.1%	314,291	33.1%
Maintenance & Rentals	76,510	107,100	104,100	54,063	40.0%	102,000	-4.8%
Utilities	6,525	7,700	7,700	4,649	18.0%	7,200	-6.5%
Contractual Services & Projects	974,504	1,030,100	1,030,200	783,636	5.7%	1,030,200	0.0%
General Supplies	8,879	18,800	18,800	4,024	111.7%	18,000	-4.3%
Automotive Supplies & Gasoline	271,362	344,150	344,150	222,321	26.8%	313,000	-9.1%
Materials & Equipment	121,479	139,750	142,750	67,023	15.0%	138,950	-0.6%
Major Acquisitions & Improvements	395,814	271,000	247,393	23,995	-31.5%	440,000	62.4%
Special Current Charges	3,349	15,000	15,000	2,649	347.9%	9,000	-40.0%
<b>SOLID WASTE-GENERAL</b>	<b>\$ 2,727,178</b>	<b>\$ 2,884,250</b>	<b>\$ 2,860,643</b>	<b>\$ 1,890,943</b>	<b>5.8%</b>	<b>\$ 3,120,241</b>	<b>8.2%</b>

**CITY OF LAKE CHARLES  
FISCAL YEAR 2019 – 2020 ANNUAL BUDGET**

---

**FUND:** 001 GENERAL FUND  
**DEPARTMENT:** 06 PUBLIC WORKS  
**DIVISION:** 05 VEHICLE MAINTENANCE

**GOAL MISSION STATEMENT:**

To provide quality repairs and maintenance at the most economical cost to sustain the City's fleet of vehicles and off-road equipment and to provide these services in a professional, and courteous manner; to promote the reduction of idle time and improve fuel mileage through preventative maintenance; to provide information on technology advances in alternative fuels and vehicles.

**FUNCTION DESCRIPTION:**

The Vehicle Maintenance Division accounts for the operational costs to establish and maintain a high standard of performance and accountability for Public Works, Police, Recreation, and City Hall fleets. This includes vehicle and equipment repairs, parts, tire and fuel management, and vendor support to ensure the maximum readiness of the City of Lake Charles fleet.

**DEMAND PERFORMANCE INDICATORS:**

Description	2017 – 2018 Actual	2018 – 2019 Estimated	2019-2020 Estimated
Work orders	5,660	5,500	5,500
Invoices Processed	3,204	3,500	3,500
Vehicle/Equipment Intakes	88	75	75

**AUTHORIZED PERSONNEL:**

Total Personnel Count	Actual Fiscal Year 2017-2018	Adopted Budget 2018-2019	Adjusted Budget 2018-2019	Budget 2019-2020
Full-Time	24	24	24	24

**CITY OF LAKE CHARLES  
FISCAL YEAR 2019 - 2020 ANNUAL BUDGET**

Department / Division	Actual Fiscal Year 2017 - 2018	Adopted Budget 2018 - 2019	Amended Budget 2018 - 2019	Y-T-D FY 2019 7/31/2019	% Change Adopted '19 from Actual '18	Budget 2019 - 2020	% Change Adopted '19 to '20 Budget
<b>FUND: 001 GENERAL FUND</b>							
<b>DEPT: 06 PUBLIC WORKS</b>							
<b>DIV: 05 VEHICLE MAINTENANCE</b>							
Salaries/ Wages/ OT	\$ 902,620	\$ 968,000	\$ 968,000	\$ 759,367	7.2%	\$ 996,100	2.9%
Fringe Benefits	338,796	384,600	384,600	280,486	13.5%	394,400	2.5%
General Operating Services	5,900	8,050	8,050	3,674	36.4%	8,050	0.0%
Insurance - Property, AL, GL, WC	85,920	85,920	85,920	64,440	0.0%	51,060	-40.6%
Maintenance & Rentals	61,690	71,750	75,750	42,537	16.3%	74,750	4.2%
Utilities	28,711	33,500	35,500	26,188	16.7%	37,000	10.4%
Contractual Services & Projects	9,445	18,700	12,700	5,792	98.0%	13,700	-26.7%
General Supplies	32,008	67,750	67,750	16,950	111.7%	55,700	-17.8%
Automotive Supplies & Gasoline	65,713	142,500	142,500	45,910	116.9%	115,500	-18.9%
Materials & Equipment	33,852	72,500	78,155	35,669	114.2%	56,900	-21.5%
Major Acquisitions & Improvements	117,182	191,500	120,845	15,247	63.4%	75,000	-60.8%
Special Current Charges	1,968	3,000	3,000	2,037	52.4%	3,000	0.0%
<b>VEHICLE MAINTENANCE</b>	<b>\$ 1,683,805</b>	<b>\$ 2,047,770</b>	<b>\$ 1,982,770</b>	<b>\$ 1,298,297</b>	<b>21.6%</b>	<b>\$ 1,881,160</b>	<b>-8.1%</b>

**CITY OF LAKE CHARLES  
FISCAL YEAR 2019 – 2020 ANNUAL BUDGET**

---

**FUND:** 001 GENERAL FUND  
**DEPARTMENT:** 06 PUBLIC WORKS  
**DIVISION:** 06 BUILDING MAINTENANCE

**GOAL MISSION STATEMENT:**

To provide healthy, safe, and usable buildings and facilities through maintenance, repairs, as well as, completing renovations in a timely and cost-effective manner.

**FUNCTION DESCRIPTION:**

The Building Maintenance Division provides the maintenance of air/heating systems and plumbing systems, as well as, repairs including carpentry, electrical, and painting for approximately 108 city facilities. This division also oversees the Building Services Division which maintains City Hall, 1911 Arts & Cultural Center, and Central School Arts & Humanities Center. Building Maintenance is in charge of installing and removing of the Holiday Décor in the City. Material costs are charged to various departments; personnel and other operational costs are funded through the Building Maintenance Division's budget.

**DEMAND PERFORMANCE INDICATORS:**

Description	2017 – 2018 Actual	2018 – 2019 Estimated	2019 – 2020 Estimated
Work orders completed	963	900	950

**AUTHORIZED PERSONNEL:**

Total Personnel Count	Actual Fiscal Year 2017-2018	Adopted Budget 2018-2019	Adjusted Budget 2018-2019	Budget 2019-2020
Full-Time	13	13	13	13

**CITY OF LAKE CHARLES  
FISCAL YEAR 2019 - 2020 ANNUAL BUDGET**

Department / Division	Actual Fiscal Year 2017 - 2018	Adopted Budget 2018 - 2019	Amended Budget 2018 - 2019	Y-T-D FY 2019 7/31/2019	% Change Adopted '19 from Actual '18	Budget 2019 - 2020	% Change Adopted '19 to '20 Budget
<b>FUND: 001 GENERAL FUND</b>							
<b>DEPT: 06 PUBLIC WORKS</b>							
<b>DIV: 06 BUILDING MAINTENANCE</b>							
Salaries/ Wages/ OT	\$ 355,605	\$ 427,700	\$ 427,700	\$ 345,917	20.3%	\$ 444,600	4.0%
Fringe Benefits	150,056	176,200	176,200	137,333	17.4%	193,700	9.9%
General Operating Services	87	300	300	134	244.8%	300	0.0%
Insurance - Property, AL, GL, WC	12,708	12,331	12,331	9,248	-3.0%	51,576	318.3%
Maintenance & Rentals	9,013	12,200	16,950	13,567	35.4%	18,150	48.8%
Utilities	5,941	6,100	6,100	4,819	2.7%	6,300	3.3%
Contractual Services & Projects	-	1,050	650	-	N/A	-	-100.0%
General Supplies	19,498	31,200	30,000	15,036	60.0%	30,900	-1.0%
Automotive Supplies & Gasoline	18,609	21,200	21,200	11,048	13.9%	20,200	-4.7%
Materials & Equipment	11,807	20,900	17,750	10,227	77.0%	17,500	-16.3%
Major Acquisitions & Improvements	57,432	-	-	-	-100.0%	-	N/A
Special Current Charges	465	800	800	448	72.0%	800	0.0%
<b>BUILDING MAINTENANCE</b>	<b>\$ 641,221</b>	<b>\$ 709,981</b>	<b>\$ 709,981</b>	<b>\$ 547,777</b>	<b>10.7%</b>	<b>\$ 784,026</b>	<b>10.4%</b>

**CITY OF LAKE CHARLES  
FISCAL YEAR 2019 – 2020 ANNUAL BUDGET**

---

**FUND:** 001 GENERAL FUND  
**DEPARTMENT:** 06 PUBLIC WORKS  
**DIVISION:** 07 COMMUNICATION AND TRAFFIC

**GOAL MISSION STATEMENT:**

To do the best job the division can to maintain the safety of the motoring public through the maintenance of signs, signals, and communications; to promote the City in its mission and to respond to public concerns within the scope of the division's responsibilities.

**FUNCTION DESCRIPTION:**

The Communication and Traffic Division installs and maintains traffic control devices and markings and maintains radio communication equipment used by other departments and divisions. (The cost of utility service to City-maintained traffic signals is also charged to this division.) Its functions consist of maintaining, replacing, and adding traffic signs and signals in the City; maintaining, replacing, and adding traffic signals; street striping; and hanging banners for holidays and special events.

**DEMAND PERFORMANCE INDICATORS:**

Description	2017 – 2018 Actual	2018 – 2019 Estimated	2019 – 2020 Estimated
Communications/work orders completed	685	700	710
Traffic/sign work completed	5,938	6,000	6,100
Traffic/signal work completed	560	580	600

**AUTHORIZED PERSONNEL:**

Total Personnel Count	Actual Fiscal Year 2017-2018	Adopted Budget 2018-2019	Adjusted Budget 2018-2019	Budget 2019-2020
Full-Time	8	8	8	8

**CITY OF LAKE CHARLES  
FISCAL YEAR 2019 - 2020 ANNUAL BUDGET**

Department / Division	Actual Fiscal Year 2017 - 2018	Adopted Budget 2018 - 2019	Amended Budget 2018 - 2019	Y-T-D FY 2019 7/31/2019	% Change Adopted '19 from Actual '18	Budget 2019 - 2020	% Change Adopted '19 to '20 Budget
<b>FUND: 001 GENERAL FUND</b>							
<b>DEPT: 06 PUBLIC WORKS</b>							
<b>DIV: 07 COMMUNICATION &amp; TRAFFIC</b>							
Salaries/ Wages/ OT	\$ 321,703	\$ 332,500	\$ 332,500	\$ 252,829	3.4%	\$ 334,900	0.7%
Fringe Benefits	115,498	123,200	123,200	97,758	6.7%	134,300	9.0%
General Operating Services	258	1,070	1,070	11	314.7%	600	-43.9%
Insurance - Property, AL, GL, WC	143,315	143,315	143,315	107,486	0.0%	142,775	-0.4%
Maintenance & Rentals	4,731	15,100	14,305	5,849	219.2%	14,500	-4.0%
Utilities	29,468	35,500	35,500	18,307	20.5%	33,400	-5.9%
Contractual Services & Projects	3,484	3,200	4,350	3,496	-8.2%	4,000	25.0%
General Supplies	102,625	127,650	126,500	67,537	24.4%	117,500	-8.0%
Automotive Supplies & Gasoline	18,331	21,300	21,300	16,379	16.2%	22,150	4.0%
Materials & Equipment	3,978	16,800	17,595	3,843	322.3%	11,800	-29.8%
Major Acquisitions & Improvements	-	399,500	399,500	-	N/A	328,000	-17.9%
Special Current Charges	553	700	700	85	26.6%	700	0.0%
COMMUNICATION & TRAFFIC	<u>\$ 743,944</u>	<u>\$ 1,219,835</u>	<u>\$ 1,219,835</u>	<u>\$ 573,580</u>	64.0%	<u>\$ 1,144,625</u>	-6.2%

**CITY OF LAKE CHARLES  
FISCAL YEAR 2019 – 2020 ANNUAL BUDGET**

---

**FUND:** 001 GENERAL FUND  
**DEPARTMENT:** 06 PUBLIC WORKS  
**DIVISION:** 14 GROUNDS MAINTENANCE

**GOAL MISSION STATEMENT:**

To provide and maintain the aesthetic quality of the City. The Drainage area of the Division is to maintain the City's infrastructure drainage system.

**FUNCTION DESCRIPTION:**

The Grounds Maintenance/Beautification Division performs grounds maintenance functions such as mowing and landscape management. Its functions include seeding, fertilizing, mowing, grooming, trimming, flower beds, and grass cutting on medians, neutral grounds, city right of ways, boulevards, city owned facilities and two (2) city-owned cemeteries. The Drainage system, consisting of approximately 425 miles includes underground drainage, surface drainage, and open ditch drainage. These drainage systems are inspected on an annual basis. The City's Litter Abatement Program is accounted for in this division also.

**DEMAND PERFORMANCE INDICATORS:**

Description	2017 – 2018 Actual	2018 – 2019 Estimated	2019 – 2020 Estimated
Work orders completed	1,157	1,200	1,250

**AUTHORIZED PERSONNEL:**

Total Personnel Count	Actual Fiscal Year 2017-2018	Adopted Budget 2018-2019	Adjusted Budget 2018-2019	Budget 2019-2020
Full-Time	30	30	30	30
Part-Time	5	5	5	5

**CITY OF LAKE CHARLES  
FISCAL YEAR 2019 - 2020 ANNUAL BUDGET**

Department / Division	Actual	Adopted	Amended	Y-T-D	% Change		% Change
	Fiscal Year 2017 - 2018	Budget 2018 - 2019	Budget 2018 - 2019	FY 2019 7/31/2019	Adopted '19 from Actual '18	Budget 2019 - 2020	Adopted '19 to '20 Budget
<b>FUND: 001 GENERAL FUND</b>							
<b>DEPT: 06 PUBLIC WORKS</b>							
<b>DIV: 14 GROUNDS MAINTENANCE</b>							
Salaries/ Wages/ OT	\$ 791,986	\$ 983,200	\$ 983,200	\$ 679,270	24.1%	\$ 969,400	-1.4%
Fringe Benefits	358,311	445,800	445,800	303,637	24.4%	457,400	2.6%
General Operating Services	1,015	1,500	1,500	114	47.8%	1,000	-33.3%
Insurance - Property, AL, GL, WC	459,958	459,958	459,958	344,969	0.0%	124,210	-73.0%
Maintenance & Rentals	74,211	148,750	135,095	74,993	100.4%	128,100	-13.9%
Utilities	9,813	6,000	6,000	3,736	-38.9%	6,000	0.0%
Contractual Services & Projects	103,256	135,400	124,650	73,554	31.1%	125,650	-7.2%
General Supplies	53,297	70,900	70,650	53,458	33.0%	75,500	6.5%
Automotive Supplies & Gasoline	317,954	312,300	312,300	256,402	-1.8%	321,300	2.9%
Materials & Equipment	63,503	80,000	82,500	29,802	26.0%	60,000	-25.0%
Major Acquisitions & Improvements	498,710	301,820	323,975	311,647	-39.5%	587,750	94.7%
Special Current Charges	5,646	5,000	5,000	3,539	-11.4%	5,000	0.0%
<b>GROUNDS MAINTENANCE</b>	<b>\$ 2,737,660</b>	<b>\$ 2,950,628</b>	<b>\$ 2,950,628</b>	<b>\$ 2,135,121</b>	<b>7.8%</b>	<b>\$ 2,861,310</b>	<b>-3.0%</b>

**CITY OF LAKE CHARLES  
FISCAL YEAR 2019 – 2020 ANNUAL BUDGET**

---

**FUND: 001 GENERAL FUND  
DEPARTMENT: 06 PUBLIC WORKS  
DIVISION: 15 ENGINEERING**

**GOAL MISSION STATEMENT:**

To provide the residents of the City of Lake Charles, as well as other departments of the City, technical Services in the design, development and maintenance of city-wide infrastructure, capital improvement projects and subdivision developments with the highest level of expertise in a timely and efficient manner.

**FUNCTION DESCRIPTION**

Design, assist, supervise and check designs of proposed projects; prepare engineering plans, cost estimates and specifications for construction projects; review designs by private professional engineers; review plans for City paving and storm drainage projects to determine work adjustment or relocation of utilities; interpret plans and specifications of contract work; review and make bid recommendations; direct studies of existing and proposed storm drainage, water, sewer, and road capabilities; provide information concerning location of existing utilities; supervise the utility permit program; perform preconstruction estimates on proposed City projects and maintain cost records during construction; maintain as-built plans; supervise maintenance of City maps, construction plans and related information; attend City Council and other public meetings to explain services and requirements, to solve problems, or to dispose of complaints; maintain records; prepare periodic and progress reports, summaries, and recommendations and annual budget.

**DEMAND PERFORMANCE INDICATORS:**

Description	2017 – 2018 Actual	2018 – 2019 Estimated	2019 – 2020 Estimated
Projects Completed	47	60	70
Active A&E's* / Task Orders	70	75	100

\* Architectural and Engineering Agreements

**AUTHORIZED PERSONNEL:**

Total Personnel Count	Actual Fiscal Year 2017-2018	Adopted Budget 2018-2019	Adjusted Budget 2018-2019	Budget 2019-2020
Full-Time	0	3	3	3

**CITY OF LAKE CHARLES  
FISCAL YEAR 2019 - 2020 ANNUAL BUDGET**

Department / Division	Actual Fiscal Year 2017 - 2018	Adopted Budget 2018 - 2019	Amended Budget 2018 - 2019	Y-T-D FY 2019 7/31/2019	% Change Adopted '19 from Actual '18	Budget 2019 - 2020	% Change Adopted '19 to '20 Budget
<b>FUND: 001 GENERAL FUND</b>							
<b>DEPT: 06 PUBLIC WORKS</b>							
<b>DIV: 15 ENGINEERING</b>							
Salaries/ Wages/ OT	\$ -	\$ 158,800	\$ 156,320	\$ 93,521	N/A	\$ 151,000	-4.9%
Fringe Benefits	-	67,700	68,250	32,240	N/A	54,200	-19.9%
General Operating Services	-	-	490	405	N/A	1,500	N/A
Insurance - Property, AL, GL, WC	-	-	-	-	N/A	900	N/A
Maintenance & Rentals	-	-	395	36	N/A	500	N/A
Utilities	-	-	320	80	N/A	500	N/A
General Supplies	-	-	2,950	2,606	N/A	4,100	N/A
Automotive Supplies & Gasoline	-	-	2,000	1,162	N/A	2,300	N/A
Materials & Equipment	-	-	-	-	N/A	3,000	N/A
Major Acquisitions & Improvements	-	-	-	-	N/A	28,000	N/A
Special Current Charges	-	-	250	301	N/A	300	N/A
<b>ENGINEERING</b>	<b>-</b>	<b>226,500</b>	<b>230,975</b>	<b>130,351</b>	<b>N/A</b>	<b>246,300</b>	<b>8.7%</b>
<b>PUBLIC WORKS DEPARTMENT</b>	<b>\$ 15,766,115</b>	<b>\$18,398,162</b>	<b>\$18,398,162</b>	<b>\$ 11,844,245</b>	<b>16.7%</b>	<b>\$18,143,902</b>	<b>-1.4%</b>

**CITY OF LAKE CHARLES**  
**FISCAL YEAR 2019 – 2020 ANNUAL BUDGET**

---

**FUND: 001 GENERAL FUND**  
**DEPARTMENT: 07 PLANNING AND DEVELOPMENT**  
**DIVISION:**

**GOAL MISSION STATEMENT:**

To strive to administer safe, balanced, aesthetically pleasing and sustainable physical development to Lake Charles while protecting the larger public interest and improving quality.

Through the Planning Commission, the Planning Department is tasked with the principle authority to evaluate, formulate, plan, and execute the basic ingredients of the “City’s Urban Policy.”

**FUNCTION DESCRIPTION:**

The Planning and Development Department administers programs that influence the quality of life within the City of Lake Charles. These include zoning and land use enforcement, subdivision administration, and floodplain management. The planning department monitors current trends and has several community plans to foster development in all areas of the City. Partnering with the SWLA Economic Development Alliance, the City of Lake Charles is dedicated to improving the economic reinvestment of the Lake Charles community.

Planning and Development Department Divisions:

Administration  
Permit Center  
Downtown/Lakefront Development

**AUTHORIZED PERSONNEL:**

<b>Total Personnel Count</b>	<b>Actual Fiscal Year 2017-2018</b>	<b>Adopted Budget 2018-2019</b>	<b>Adjusted Budget 2018-2019</b>	<b>Budget 2019-2020</b>
Full-Time	20	21	21	21
Part-Time	4	4	4	4

**CITY OF LAKE CHARLES  
FISCAL YEAR 2019 - 2020 ANNUAL BUDGET**

Department / Division	Actual Fiscal Year 2017 - 2018	Adopted Budget 2018 - 2019	Amended Budget 2018 - 2019	Y-T-D FY 2019 7/31/2019	Projected Expenditures FY 2019	% Change Adopted '19 from Actual '18	Budget 2019 - 2020	% Change Adopted '19 to '20 Budget
<b>FUND: 001 FUND: 001 GENERAL FUND</b>								
<b>DEPT: 07 PLANNING &amp; DEVELOPMENT</b>								
Salaries/ Wages/ OT	\$ 1,109,864	\$ 1,202,500	\$ 1,164,500	\$ 899,581	\$ 1,141,210	8.3%	\$ 1,169,800	-2.7%
Fringe Benefits	395,108	461,960	461,960	317,684	425,003	16.9%	430,460	-6.8%
General Operating Services	107,088	197,200	197,200	71,356	118,320	84.1%	153,200	-22.3%
Insurance - Property, AL, GL, WC	80,623	80,623	80,623	62,690	80,623	0.0%	91,205	13.1%
Maintenance & Rentals	31,736	100,500	96,775	19,000	48,388	216.7%	35,000	-65.2%
Utilities	12,134	26,500	26,500	11,146	15,900	118.4%	18,500	-30.2%
Contractual Services & Projects	290,979	342,360	331,130	175,613	327,819	17.7%	330,150	-3.6%
General Supplies	18,141	42,950	42,950	11,425	23,623	136.8%	32,950	-23.3%
Automotive Supplies & Gasoline	20,761	28,700	28,700	14,972	22,386	38.2%	24,700	-13.9%
Materials & Equipment	3,096	17,800	27,755	14,110	21,371	474.9%	18,300	2.8%
Major Acquisitions & Improvements	21,677	66,000	105,500	104,837	105,500	204.5%	50,000	-24.2%
Special Current Charges	56,618	135,650	139,150	146,801	166,980	139.6%	209,650	54.6%
<b>PLANNING &amp; DEVELOPMENT DEPT</b>	<b>\$ 2,147,825</b>	<b>\$ 2,702,743</b>	<b>\$ 2,702,743</b>	<b>\$ 1,849,215</b>	<b>\$ 2,497,122</b>	<b>25.8%</b>	<b>\$ 2,563,915</b>	<b>-5.1%</b>

**CITY OF LAKE CHARLES  
FISCAL YEAR 2019 – 2020 ANNUAL BUDGET**

---

**FUND: 001 GENERAL FUND**  
**DEPARTMENT: 07 PLANNING AND DEVELOPMENT**  
**DIVISION: 01 ADMINISTRATION**

**GOAL MISSION STATEMENT:**

To provide for the overall planning and coordination of the City's planning needs through customer service, prompt and adequate responses to telephone inquiries, efficient handling and resolution of zoning disputes and complaints; handling comprehensive planning, zoning, site plan development questions.

**FUNCTION DESCRIPTION:**

This division performs general City planning activities, administers zoning and other land development regulations, and carries out economic development programs. It processes zoning compliance, site plans, annexation request, subdivision plans, and planned developments. It oversees and administers programs that directly influence the quality of life within the City. Other functions include historic preservation, downtown development, subdivision management, and floodplain management.

**DEMAND PERFORMANCE INDICATORS:**

Description	2017 – 2018 Actual	2018 – 2019 Estimated	2019 – 2020 Estimated
Annexations	10	10	10
Subdivisions	44	50	40
Planning Commission			
Major Conditional Use Permits	18	15	15
Minor Conditional Use Permits	.37	35	35
Special Exception or Variance Permits	46	50	50
Rezoning	14	12	20

**AUTHORIZED PERSONNEL:**

Total Personnel Count	Actual Fiscal Year 2017-2018	Adopted Budget 2018-2019	Adjusted Budget 2018-2019	Budget 2019-2020
Full-Time	5	5	5	5

**CITY OF LAKE CHARLES  
FISCAL YEAR 2019 - 2020 ANNUAL BUDGET**

Department / Division	Actual Fiscal Year 2017 - 2018	Adopted Budget 2018 - 2019	Amended Budget 2018 - 2019	Y-T-D FY 2019 7/31/2019	% Change Adopted '19 from Actual '18	Budget 2019 - 2020	% Change Adopted '19 to '20 Budget
<b>FUND: 001 GENERAL FUND</b>							
<b>DEPT: 07 PLANNING &amp; DEVELOPMENT</b>							
<b>DIV: 01 ADMINISTRATION</b>							
Salaries/ Wages/ OT	\$ 356,304	\$ 337,400	\$ 337,400	\$ 279,972	-5.3%	\$ 352,500	4.5%
Fringe Benefits	116,377	122,760	122,760	93,970	5.5%	121,500	-1.0%
General Operating Services	64,962	112,500	112,500	43,382	73.2%	100,000	-11.1%
Insurance - Property, AL, GL, WC	18,380	18,380	18,380	13,785	0.0%	51,485	180.1%
Maintenance & Rentals	10,883	64,200	60,475	4,377	489.9%	10,400	-83.8%
Utilities	2,581	5,000	5,000	2,136	93.7%	3,000	-40.0%
Contractual Services & Projects	3,150	10,150	9,110	-	222.2%	8,150	-19.7%
General Supplies	1,652	12,650	12,650	1,092	665.7%	7,650	-39.5%
Automotive Supplies & Gasoline	2,852	2,600	2,600	1,208	-8.8%	2,600	0.0%
Materials & Equipment	-	5,000	9,765	4,592	N/A	6,500	30.0%
Major Acquisitions & Improvements	21,677	22,000	23,500	23,493	1.5%	-	-100.0%
Special Current Charges	33,673	65,000	63,500	120,817	93.0%	135,500	108.5%
ADMINISTRATION	<u>\$ 632,491</u>	<u>\$ 777,640</u>	<u>\$ 777,640</u>	<u>\$ 588,824</u>	22.9%	<u>\$ 799,285</u>	2.8%

**CITY OF LAKE CHARLES  
FISCAL YEAR 2019 – 2020 ANNUAL BUDGET**

---

**FUND: 001 GENERAL FUND**  
**DEPARTMENT: 07 PLANNING AND DEVELOPMENT**  
**DIVISION: 02 PERMIT CENTER**

**GOAL MISSION STATEMENT:**

To provide information to the public and contractors; review development and single structure designs; conduct plan reviews and inspections; manage the structure demolition process; and preserve health, safety, and welfare of the City.

**FUNCTION DESCRIPTION:**

The Permit Center is a centralized location for obtaining development permits and for acquiring information on all construction, zoning, and land-use requirements for the City of Lake Charles. It establishes rules and regulations for construction, alteration, repair, removal, relocation, demolition, and the use and occupancy of buildings, structures, and premises. It is also responsible for the following: review plans for compliance of new construction and alteration of existing structures; issue building, electrical plumbing, gas, and mechanical permits; perform inspections of various trades on new and altered buildings to assure compliance with codes; license various construction trades such as building, electrical, plumbing, gas, and mechanical contractors; investigate all complaints dealing with building, electrical, plumbing, gas, mechanical, zoning or property standards, such as junk vehicles, junk materials, garbage and trash, or tall grass on private property; and handle condemnation procedures.

**DEMAND PERFORMANCE INDICATORS:**

Description	2017 – 2018 Actual	2018 – 2019 Estimated	2019 – 2020 Estimated
Building permits	1,482	1,500	1,200
Electrical permits	1,315	1,000	1,000
Mechanical permits	633	675	600
Plumbing permits	900	1,050	1,000
Total Inspections	13,762	14,000	14,000
Property Standards Inspections	9,549	6,500	9,500

**AUTHORIZED PERSONNEL:**

Total Personnel Count	Actual Fiscal Year 2017-2018	Adopted Budget 2018-2019	Adjusted Budget 2018-2019	Budget 2019-2020
Full-Time	13	13	13	14
Part-Time	4	4	4	4

**CITY OF LAKE CHARLES  
FISCAL YEAR 2019 - 2020 ANNUAL BUDGET**

Department / Division	Actual Fiscal Year 2017 - 2018	Adopted Budget 2018 - 2019	Amended Budget 2018 - 2019	Y-T-D FY 2019 7/31/2019	% Change Adopted '19 from Actual '18	Budget 2019 - 2020	% Change Adopted '19 to '20 Budget
<b>FUND: 001 GENERAL FUND</b>							
<b>DEPT: 07 PLANNING &amp; DEVELOPMENT</b>							
<b>DIV: 02 PERMIT CENTER</b>							
Salaries/ Wages/ OT	\$ 657,853	\$ 765,000	\$ 727,000	\$ 537,270	16.3%	\$ 713,400	-6.7%
Fringe Benefits	245,027	301,100	301,100	194,530	22.9%	269,260	-10.6%
General Operating Services	40,014	80,800	80,800	26,547	101.9%	49,300	-39.0%
Insurance - Property, AL, GL, WC	55,043	55,043	55,043	43,505	0.0%	39,100	-29.0%
Maintenance & Rentals	20,853	36,300	36,300	14,623	74.1%	24,600	-32.2%
Utilities	9,306	21,000	21,000	8,850	125.7%	15,000	-28.6%
Contractual Services & Projects	287,829	326,210	316,020	173,235	13.3%	316,000	-3.1%
General Supplies	15,890	23,000	23,000	10,205	44.7%	21,000	-8.7%
Automotive Supplies & Gasoline	17,909	26,100	26,100	13,764	45.7%	22,100	-15.3%
Materials & Equipment	3,096	12,800	17,990	9,518	313.4%	11,800	-7.8%
Major Acquisitions & Improvements	-	44,000	82,000	81,344	N/A	50,000	13.6%
Special Current Charges	16,505	23,000	28,000	16,477	39.4%	28,500	23.9%
PERMIT CENTER	<u>\$ 1,369,325</u>	<u>\$ 1,714,353</u>	<u>\$ 1,714,353</u>	<u>\$ 1,129,868</u>	25.2%	<u>\$ 1,560,060</u>	-9.0%

**CITY OF LAKE CHARLES**  
**FISCAL YEAR 2019 – 2020 ANNUAL BUDGET**

---

**FUND:** 001 GENERAL FUND  
**DEPARTMENT:** 07 PLANNING AND DEVELOPMENT  
**DIVISION:** 13 DOWNTOWN/LAKEFRONT DEVELOPMENT

**GOAL MISSION STATEMENT:**

To define the parameters, characteristics, aesthetics, and mission of the Downtown Development District with focus on customer and stakeholder needs. The Lakefront Development Sub-district, established in 2007 by Ordinance Number 14114, was created to create a special taxing district and political subdivision of the state to provide for the commercial and/or residential development of designated areas along the lakefront in accordance with a comprehensive plan for development of property within the boundaries of the downtown development district in accordance with the provisions of R.S. 33:9038.57. Two Historic Districts are adjacent to Downtown. The "Charpentier Historic District" encases a 50-block area of homes dating back to the late 1800's and 1900's. This district encompasses some of the finest renovated architecture in Louisiana which was included in the 1990 National Historic Register.

**FUNCTION DESCRIPTION:**

This division was established in the 2010-2011 fiscal year to perform the planning and development function for the downtown and lakefront districts of the City. Its functions include beautification/aesthetics; budget, funding, operations; economic development; historic preservation; planning and coordination; transportation; and safety and security, including management of the capital improvement program (LDAP) within the district. In addition to the Downtown Lakefront division's specific duties, the division coordinates several other city wide planning and implementation functions.

**DEMAND PERFORMANCE INDICATORS:**

Description	2017 – 2018 Actual	2018 – 2019 Estimated	2019 – 2020 Estimated
Development reviews	19	18	25
Historic preservation Projects	19	13	25

**AUTHORIZED PERSONNEL:**

Total Personnel Count	Actual Fiscal Year 2017-2018	Adopted Budget 2018-2019	Adjusted Budget 2018-2019	Budget 2019-2020
Full-Time	2	2	2	2

**CITY OF LAKE CHARLES**  
**FISCAL YEAR 2019 - 2020 ANNUAL BUDGET**

Department / Division	Actual Fiscal Year 2017 - 2018	Adopted Budget 2018 - 2019	Amended Budget 2018 - 2019	Y-T-D FY 2019 7/31/2019	% Change Adopted '19 from Actual '18	Budget 2019 - 2020	% Change Adopted '19 to '20 Budget
<b>FUND: 001 GENERAL FUND</b>							
<b>DEPT: 07 PLANNING &amp; DEVELOPMENT</b>							
<b>DIV: 13 DOWNTOWN/LAKEFRONT DEVLPMNT</b>							
Salaries/ Wages/ OT	\$ 95,707	\$ 100,100	\$ 100,100	\$ 82,339	4.6%	\$ 103,900	3.8%
Fringe Benefits	33,704	38,100	38,100	29,184	13.0%	39,700	4.2%
General Operating Services	2,112	3,900	3,900	1,427	84.7%	3,900	0.0%
Insurance - Property, AL, GL, WC	7,200	7,200	7,200	5,400	0.0%	620	-91.4%
Utilities	247	500	500	160	102.4%	500	0.0%
Contractual Services & Projects	-	6,000	6,000	2,378	N/A	6,000	0.0%
General Supplies	599	7,300	7,300	128	1118.7%	4,300	-41.1%
Materials & Equipment	-	-	-	-	N/A	-	N/A
Special Current Charges	6,440	47,650	47,650	9,507	639.9%	45,650	-4.2%
DOWNTOWN/LAKEFRONT PLAN	146,009	210,750	210,750	130,523	44.3%	204,570	-2.9%
PLANNING & DEVELOPMENT DEPT.	\$ 2,147,825	\$ 2,702,743	\$ 2,702,743	\$ 1,849,215	25.8%	\$ 2,563,915	-5.1%

**CITY OF LAKE CHARLES  
FISCAL YEAR 2019 – 2020 ANNUAL BUDGET**

---

**FUND:** 001 GENERAL FUND  
**DEPARTMENT:** 10 GENERAL SERVICES  
**DIVISION:**

**GOAL MISSION STATEMENT:**

To give the highest quality of service to fellow employees and the community of Lake Charles.

**FUNCTION DESCRIPTION:**

General Services Department Divisions:

Administration  
Building Services  
Printing Services

Information Technology  
1911 Arts & Cultural Center  
Community Service Grants

**AUTHORIZED PERSONNEL:**

	Actual Fiscal Year	Adopted Budget	Adjusted Budget	Budget
Total Personnel Count	2017-2018	2018-2019	2018-2019	2019-2020
Full-Time	20	20	20	20
Part-Time	5	6	6	6

**CITY OF LAKE CHARLES**  
**FISCAL YEAR 2019 - 2020 ANNUAL BUDGET**

Department / Division	Actual Fiscal Year 2017 - 2018	Adopted Budget 2018 - 2019	Amended Budget 2018 - 2019	Y-T-D FY 2019 7/31/2019	Projected Expenditures FY 2019	% Change Adopted '19 from Actual '18	Budget 2019 - 2020	% Change Adopted '19 to '20 Budget
<b>FUND: 001 GENERAL FUND</b>								
<b>DEPT: 10 GENERAL SERVICES</b>								
Salaries/ Wages/ OT	\$ 1,085,525	\$ 1,318,180	\$ 1,318,180	\$ 951,386	\$ 1,252,271	21.4%	\$ 1,353,600	2.7%
Fringe Benefits	316,641	427,950	428,950	286,082	386,055	35.2%	445,400	4.1%
General Operating Services	56,944	106,820	106,870	33,481	74,809	87.6%	82,000	-23.2%
Insurance - Property, AL, GL, WC	231,275	241,275	241,275	174,663	238,862	4.3%	109,110	-54.8%
Maintenance & Rentals	279,756	469,550	469,500	267,676	446,025	67.8%	516,150	9.9%
Utilities	174,003	198,300	199,100	128,152	189,145	14.0%	195,400	-1.5%
Contractual Services & Projects	683,280	804,300	749,725	490,137	712,239	17.7%	1,003,650	24.8%
General Supplies	90,815	121,500	117,400	60,211	102,138	33.8%	121,500	0.0%
Automotive Supplies & Gasoline	5,634	8,500	8,500	6,697	8,075	50.9%	11,050	30.0%
Materials & Equipment	328,236	453,500	488,260	295,478	439,434	38.2%	385,500	-15.0%
Major Acquisitions & Improvements	-	-	63,175	62,969	62,543	N/A	-	N/A
Special Current Charges	1,578,601	2,083,600	2,042,540	990,492	1,838,286	32.0%	2,092,600	0.4%
<b>GENERAL SERVICES DEPARTMENT</b>	<b>\$ 4,830,710</b>	<b>6,233,475</b>	<b>6,233,475</b>	<b>3,747,424</b>	<b>\$ 5,749,882</b>	<b>29.0%</b>	<b>6,315,960</b>	<b>1.3%</b>
 <b>OPERATING EXPENDITURES</b>	 <b>\$ 64,841,603</b>	 <b>\$ 72,411,135</b>	 <b>\$ 72,411,135</b>	 <b>\$ 52,648,704</b>	 <b>\$ 69,823,751</b>	 <b>11.7%</b>	 <b>\$ 72,826,567</b>	 <b>0.6%</b>

**CITY OF LAKE CHARLES**  
**FISCAL YEAR 2019 – 2020 ANNUAL BUDGET**

---

**FUND:** 001 GENERAL FUND  
**DEPARTMENT:** 10 GENERAL SERVICES  
**DIVISION:** 01 ADMINISTRATION

**GOAL MISSION STATEMENT:**

To give the highest quality of service to fellow employees and the community of Lake Charles.

**FUNCTION DESCRIPTION:**

This division serves as a cost center for general administrative support and non-departmental charges, operational payments to other agencies pursuant to statutes or agreements, and incidental expenses of boards and commissions. It also provides for education costs and write-offs of uncollectible receivables for the entire General Fund.

This division also oversees the following annual special events: Vietnam Veterans Honor Day, Patriot's Ball, Leaders Against Litter, Shed the Bias and Codofil, all facilitated through the Mayor's Office, with support from a specified Mayor's Commission. Events relative to the City's Sesquicentennial Celebrations and the Louisiana Municipal Association 2018 Annual Conference hosted by the City of Lake Charles, are not included in the 2018-2019 demand performance indicators as these events were not reoccurring annual events.

**DEMAND PERFORMANCE INDICATORS:**

Description	2017 – 2018 Actual	2018 – 2019 Estimated	2019 – 2020 Estimated
Elections	2	0	0
CPPJ agreements	5	6	7
Special Events*	4	7	10

\* Events associated with the City's Sesquicentennial celebrations occurred in FY16-17 & FY17-18; the Louisiana Municipal Association event is not an annual event; therefore, is only represented in 2017-2018.

**AUTHORIZED PERSONNEL:**

Total Personnel Count	Actual Fiscal Year 2017-2018	Adopted Budget 2018-2019	Adjusted Budget 2018-2019	Budget 2019-2020
Full-Time	6	6	6	6
Part-Time	0	1	1	1

**CITY OF LAKE CHARLES  
FISCAL YEAR 2019 - 2020 ANNUAL BUDGET**

Department / Division	Actual Fiscal Year 2017 - 2018	Adopted Budget 2018 - 2019	Amended Budget 2018 - 2019	Y-T-D FY 2019 7/31/2019	% Change Adopted '19 from Actual '18	Budget 2019 - 2020	% Change Adopted '19 to '20 Budget
<b>FUND: 001 GENERAL FUND</b>							
<b>DEPT: 10 GENERAL SERVICES</b>							
<b>DIV: 01 ADMINISTRATION</b>							
Salaries/ Wages/ OT	\$ 210,163	\$ 322,680	\$ 322,680	\$ 191,609	53.5%	\$ 351,200	8.8%
Fringe Benefits	65,218	123,700	123,700	62,658	89.7%	135,400	9.5%
General Operating Services	51,837	92,300	92,300	27,014	78.1%	70,800	-23.3%
Insurance - Property, AL, GL, WC	120,081	130,081	130,081	90,061	8.3%	7,825	-94.0%
Maintenance & Rentals	16,489	28,050	33,050	24,579	70.1%	32,550	16.0%
Utilities	42,497	47,000	47,000	38,690	10.6%	47,000	0.0%
Contractual Services & Projects	33,723	32,850	15,875	3,710	-2.6%	27,650	-15.8%
General Supplies	18,311	38,000	33,000	16,452	107.5%	37,300	-1.8%
Automotive Supplies & Gasoline	1,504	3,250	3,250	791	116.1%	3,250	0.0%
Materials & Equipment	-	3,800	3,800	-	N/A	2,800	-26.3%
Major Acquisitions & Improvements		-	26,975	26,975	N/A	-	N/A
Special Current Charges	1,576,802	2,081,700	2,040,640	989,731	32.0%	2,090,700	0.4%
GENERAL ADMINISTRATION	<u>\$ 2,136,625</u>	<u>\$ 2,903,411</u>	<u>\$ 2,872,351</u>	<u>\$ 1,472,270</u>	35.9%	<u>\$ 2,806,475</u>	-3.3%

**CITY OF LAKE CHARLES  
FISCAL YEAR 2019 – 2020 ANNUAL BUDGET**

---

**FUND:** 001 GENERAL FUND  
**DEPARTMENT:** 10 GENERAL SERVICES  
**DIVISION:** 02 BUILDING SERVICES

**GOAL MISSION STATEMENT:**

To provide maintenance, custodial and security for City Hall, 1911 Arts & Cultural Center, and Central School; Arts & Humanities Center so that each can operate efficiently and safely.

**FUNCTION DESCRIPTION:**

This division is a branch of the Public Works Building Maintenance Division. It maintains and oversees the janitorial services, security, and supplies for City Hall, 1911 Arts & Cultural Center, and Central School Arts & Humanities Center.

**DEMAND PERFORMANCE INDICATORS:**

Description	2017 – 2018 Actual	2018 – 2019 Estimated	2019 – 2020 Estimated
Floors to maintain	16	16	16

**AUTHORIZED PERSONNEL:**

Total Personnel Count	Actual Fiscal Year 2017-2018	Adopted Budget 2018-2019	Adjusted Budget 2018-2019	Budget 2019-2020
Full-Time	3	3	3	3
Part-Time	3	3	3	3

**CITY OF LAKE CHARLES  
FISCAL YEAR 2019 - 2020 ANNUAL BUDGET**

Department / Division	Actual Fiscal Year 2017 - 2018	Adopted Budget 2018 - 2019	Amended Budget 2018 - 2019	Y-T-D FY 2019 7/31/2019	% Change Adopted '19 from Actual '18	Budget 2019 - 2020	% Change Adopted '19 to '20 Budget
<b>FUND: 001 GENERAL FUND</b>							
<b>DEPT: 10 GENERAL SERVICES</b>							
<b>DIV: 02 BUILDING SERVICES</b>							
Salaries/ Wages/ OT	\$ 267,082	\$ 319,100	\$ 319,100	\$ 219,314	19.5%	\$ 332,700	4.3%
Fringe Benefits	52,314	79,200	79,200	45,761	51.4%	82,600	4.3%
General Operating Services	67	320	320	61	377.6%	200	-37.5%
Insurance - Property, AL, GL, WC	53,331	53,331	53,331	39,998	0.0%	85,960	61.2%
Maintenance & Rentals	79,701	213,100	222,100	119,605	167.4%	263,100	23.5%
Utilities	91,635	104,000	104,000	63,008	13.5%	103,500	-0.5%
Contractual Services & Projects	60,854	68,250	56,250	14,166	12.2%	73,000	7.0%
General Supplies	31,214	40,400	43,400	23,072	29.4%	43,400	7.4%
Automotive Supplies & Gasoline	3,059	3,250	3,250	5,221	6.2%	5,550	70.8%
Materials & Equipment	6,993	13,200	13,200	6,018	88.8%	13,200	0.0%
Special Current Charges	1,474	1,200	1,200	535	-18.6%	1,200	0.0%
<b>BUILDING SERVICES</b>	<b>\$ 647,724</b>	<b>\$ 895,351</b>	<b>\$ 895,351</b>	<b>\$ 536,759</b>	<b>38.2%</b>	<b>\$ 1,004,410</b>	<b>12.2%</b>

**CITY OF LAKE CHARLES  
FISCAL YEAR 2019 – 2020 ANNUAL BUDGET**

---

**FUND:** 001 GENERAL FUND  
**DEPARTMENT:** 10 GENERAL SERVICES  
**DIVISION:** 03 PRINTING SERVICES

**GOAL MISSION STATEMENT:**

To provide timely and efficient handling of the City's printing needs and mail delivery services for all City departments.

To provide communication services that help promote City activities/successes in the most effective means possible.

**FUNCTION DESCRIPTION:**

This division provides for the various printing needs of all City departments including stationery, envelopes, and forms; works with departments/divisions on printing projects such as the annual budget, certificates, brochures, booklets; maintains a supply of paper for copy machines; and picks up mail from the Post Office and City offices and distributes it to all City divisions. Material and postage costs are charged to the receiving departments/divisions.

**DEMAND PERFORMANCE INDICATORS:**

Description	2017 – 2018 Actual	2018 – 2019 Estimated	2019 – 2020 Estimated
Pages printed	1,044,024	1,000,000	900,000
Mail metered	62,609	70,000	70,000

**AUTHORIZED PERSONNEL:**

Total Personnel Count	Actual Fiscal Year 2017-2018	Adopted Budget 2018-2019	Adjusted Budget 2018-2019	Budget 2019-2020
Full-Time	3	3	3	3

**CITY OF LAKE CHARLES  
FISCAL YEAR 2019 - 2020 ANNUAL BUDGET**

Department / Division	Actual Fiscal Year 2017 - 2018	Adopted Budget 2018 - 2019	Amended Budget 2018 - 2019	Y-T-D FY 2019 7/31/2019	% Change Adopted '19 from Actual '18	Budget 2019 - 2020	% Change Adopted '19 to '20 Budget
<b>FUND: 001 GENERAL FUND</b>							
<b>DEPT: 10 GENERAL SERVICES</b>							
<b>DIV: 03 PRINTING SERVICES</b>							
Salaries/ Wages/ OT	\$ 82,253	\$ 90,600	\$ 90,600	\$ 74,917	10.1%	\$ 95,800	5.7%
Fringe Benefits	34,398	39,500	39,500	31,647	14.8%	40,900	3.5%
General Operating Services	3,545	10,000	9,800	2,999	182.1%	6,500	-35.0%
Insurance - Property, AL, GL, WC	13,638	13,638	13,638	11,436	0.0%	575	-95.8%
Maintenance & Rentals	79,415	74,850	72,550	59,902	-5.7%	80,850	8.0%
Utilities	929	1,200	1,200	795	29.2%	1,200	0.0%
General Supplies	240	2,200	1,500	761	816.7%	1,300	-40.9%
Automotive Supplies & Gasoline	994	1,500	1,500	477	50.9%	1,350	-10.0%
Materials & Equipment	1,661	5,000	8,200	6,690	201.0%	4,500	-10.0%
Major Acquisitions & Improvements	-	-	-	-	N/A	-	N/A
Special Current Charges	78	200	200	35	156.4%	200	0.0%
<b>PRINTING SERVICES</b>	<b>\$ 217,151</b>	<b>\$ 238,688</b>	<b>\$ 238,688</b>	<b>\$ 189,659</b>	<b>9.9%</b>	<b>\$ 233,175</b>	<b>-2.3%</b>

**CITY OF LAKE CHARLES  
FISCAL YEAR 2019 – 2020 ANNUAL BUDGET**

---

**FUND:** 001 GENERAL FUND  
**DEPARTMENT:** 10 GENERAL SERVICES  
**DIVISION:** 04 INFORMATION TECHNOLOGY

**GOAL MISSION STATEMENT:**

To provide all City employees with the hardware, software, and network resources needed to perform their jobs effectively and efficiently and to provide citizens with the electronic services needed to conduct business with the City.

**FUNCTION DESCRIPTION:**

Functions of the Information Technology Division include application support for ten or more enterprise-class systems used by all City employees or by specific departments; hardware, operating system, and software support for desktop computers and laptops used by approximately 600 employees across all City departments; and management of fifty or more servers housed in a 24x7x365 data center and in other City facilities.

**DEMAND PERFORMANCE INDICATORS:**

Description	2017 – 2018 Actual	2018 – 2019 Estimated	2019 – 2020 Estimated
Number of computers in use	655	670	670
Work orders completed	1,480	1,400	1,400

**AUTHORIZED PERSONNEL:**

Total Personnel Count	Actual Fiscal Year 2017-2018	Adopted Budget 2018-2019	Adjusted Budget 2018-2019	Budget 2019-2020
Full-Time	4	4	4	4
Part-Time	1	1	1	1

**CITY OF LAKE CHARLES  
FISCAL YEAR 2019 - 2020 ANNUAL BUDGET**

Department / Division	Actual Fiscal Year 2017 - 2018	Adopted Budget 2018 - 2019	Amended Budget 2018 - 2019	Y-T-D FY 2019 7/31/2019	% Change Adopted '19 from Actual '18	Budget 2019 - 2020	% Change Adopted '19 to '20 Budget
<b>FUND: 001 GENERAL FUND</b>							
<b>DEPT: 10 GENERAL SERVICES</b>							
<b>DIV: 04 INFORMATION TECHNOLOGY</b>							
Salaries/ Wages/ OT	\$ 317,648	\$ 339,000	\$ 339,000	\$ 261,740	6.7%	\$ 349,000	2.9%
Fringe Benefits	100,732	108,400	109,400	88,169	7.6%	112,900	4.2%
General Operating Services	42	1,200	1,700	1,096	2757.1%	1,000	-16.7%
Insurance - Property, AL, GL, WC	23,647	23,647	23,647	17,735	0.0%	6,860	-71.0%
Maintenance & Rentals	35,522	85,250	73,750	56,310	140.0%	80,750	-5.3%
Utilities	15,306	15,600	15,600	6,544	1.9%	13,000	-16.7%
Contractual Services & Projects	587,462	700,000	675,000	470,422	19.2%	900,000	28.6%
General Supplies	31,362	25,400	25,400	14,021	-19.0%	25,400	0.0%
Automotive Supplies & Gasoline	77	500	500	187	549.4%	400	-20.0%
Materials & Equipment	318,873	430,500	457,300	278,538	35.0%	362,500	-15.8%
Major Acquisitions & Improvements	-	-	8,200	8,100	N/A	-	N/A
Special Current Charges	-	100	100	85	N/A	100	0.0%
<b>INFORMATION TECHNOLOGY</b>	<b>\$ 1,430,671</b>	<b>\$ 1,729,597</b>	<b>\$ 1,729,597</b>	<b>\$ 1,202,947</b>	<b>20.9%</b>	<b>\$ 1,851,910</b>	<b>7.1%</b>

**CITY OF LAKE CHARLES  
FISCAL YEAR 2019 – 2020 ANNUAL BUDGET**

---

**FUND:** 001 GENERAL FUND  
**DEPARTMENT:** 10 GENERAL SERVICES  
**DIVISION:** 09 1911 CITY HALL

**GOAL MISSION STATEMENT:**

To provide for the operation and maintenance of the restored 1911 City Hall building, now the 1911 Arts & Cultural Center.

**FUNCTION DESCRIPTION:**

This division accounts for the operation and maintenance costs of 1911 Arts & Cultural Center, including wages for temporary employees. The exhibit and event costs at this building are separately budgeted through the Arts/Special Events Fund.

**AUTHORIZED PERSONNEL:**

Total Personnel Count	Actual Fiscal Year 2017-2018	Adopted Budget 2018-2019	Adjusted Budget 2018-2019	Budget 2019-2020
Part-Time	1	1	1	1

**CITY OF LAKE CHARLES  
FISCAL YEAR 2019 - 2020 ANNUAL BUDGET**

Department / Division	Actual Fiscal Year 2017 - 2018	Adopted Budget 2018 - 2019	Amended Budget 2018 - 2019	Y-T-D FY 2019 7/31/2019	% Change Adopted '19 from Actual '18	Budget 2019 - 2020	% Change Adopted '19 to '20 Budget
<b>FUND: 001 GENERAL FUND</b>							
<b>DEPT: 10 GENERAL SERVICES</b>							
<b>DIV: 09 1911 CITY HALL</b>							
Salaries/ Wages/ OT	\$ 25,663	\$ 50,600	\$ 50,600	\$ 30,230	97.2%	\$ 46,900	-7.3%
Fringe Benefits	2,033	4,050	4,050	2,357	99.2%	4,400	8.6%
General Operating Services	1	300	300	60	29900.0%	300	0.0%
Insurance - Property, AL, GL, WC	13,331	13,331	13,331	9,998	0.0%	6,830	-48.8%
Maintenance & Rentals	66,294	65,500	65,500	5,621	-1.2%	56,300	-14.0%
Utilities	23,030	29,500	30,300	18,551	28.1%	29,900	1.4%
Contractual Services & Projects	1,241	2,700	2,500	1,839	117.6%	3,000	11.1%
General Supplies	9,113	14,000	13,400	5,530	53.6%	13,300	-5.0%
Materials & Equipment	-	1,000	1,000	-	N/A	-	-100.0%
Special Current Charges	81	200	200	106	146.9%	200	0.0%
1911 CITY HALL	<u>\$ 140,787</u>	<u>\$ 181,181</u>	<u>\$ 181,181</u>	<u>\$ 74,292</u>	28.7%	<u>\$ 161,130</u>	-11.1%

**CITY OF LAKE CHARLES  
FISCAL YEAR 2019 – 2020 ANNUAL BUDGET**

**FUND: 001 GENERAL FUND**  
**DEPARTMENT: 10 GENERAL SERVICES**  
**DIVISION: 11 COMMUNITY SERVICE GRANTS**

**GOAL MISSION STATEMENT:**

To administer federally-assisted programs efficiently and timely to help citizens of the city/community, especially lower-income families. It is our goal to ensure that DBEs (Disadvantaged Business Enterprises) have an equal opportunity to receive and participate in DOT (Department of Transportation) assisted contracts.

**FUNCTION DESCRIPTION:**

This division provides administrative support for federally-assisted programs budgeted through other divisions and fund accounts such as AmeriCorps, Summer Food Service Program, the Community Development Block Grant and HOME Programs, See the individual details on these programs at their respective budget sites. Additional areas administered by this division are as follows:

Mayor's Commission on Disability (MCOD): Was formed in 1983 to expand the opportunities of persons with physical or mental disabilities and thus enhance their contribution to society.

Human Relations Commission: Operates as an advisory board in all matters involving any department of the City, City officials, employees, and agents and their relationships and/or contacts with the citizens of the City.

Leadership Team for Community and Race Relations: The mission is to develop and implement programs, events, and activities and to produce materials in the community that have significant impact on promoting racial equality, respect, and harmony among all members in the City and its surrounding communities.

Keep Greater Lake Charles Beautiful-Team Green: Is a Mayor's Commission whose mission is to develop and sponsor projects which will enhance the appearance and quality of the environment in Southwest Louisiana. Keep Greater Lake Charles Beautiful-Team Green is an affiliate of Keep America Beautiful and Keep Louisiana Beautiful and participates in the annual Great American Clean-up. The group is made up of citizens appointed by the mayor to serve on a voluntary basis and also includes a junior division, Jr. Team Green, consisting of youth ranging in ages 12-18.

DBE/SBOP: To assist small and small economically and/or socially disadvantaged businesses seeking to do business with the City of Lake Charles. This program provides small businesses with the opportunity to participate with prime contractors on City contracts and procurements by competing with other businesses. Prime contractors, are encouraged to provide good faith efforts of twenty-five (25) percent of their subcontracted work to socially and economically disadvantaged businesses or small businesses.

**DEMAND PERFORMANCE INDICATORS:**

Description	2017 – 2018 Actual	2018 – 2019 Estimated	2019 – 2020 Estimated
MCOD Conferences *	1	0	1
MCOD Attendees*	100	0	100
Keep Greater Lake Charles Beautiful-Team Green activities	10	10	9
Human Relations Cases	2	1	0
DBE/SBOP Educational Outreach/Trainings	15	10	5
Number of DBE/SBOP Businesses Enrolled	83	143	75

\* Data not available for 2017-2018, as these functions were carried out by Mayor's Office.

**AUTHORIZED PERSONNEL:**

Total Personnel Count	Actual Fiscal Year 2017-2018	Adopted Budget 2018-2019	Adjusted Budget 2018-2019	Budget 2019-2020
Full-Time	4	4	4	4

**CITY OF LAKE CHARLES**  
**FISCAL YEAR 2019 - 2020 ANNUAL BUDGET**

Department / Division	Actual Fiscal Year 2017 - 2018	Adopted Budget 2018 - 2019	Amended Budget 2018 - 2019	Y-T-D FY 2019 7/31/2019	% Change Adopted '19 from Actual '18	Budget 2019 - 2020	% Change Adopted '19 to '20 Budget
<b>FUND: 001 GENERAL FUND</b>							
<b>DEPT: 10 GENERAL SERVICES</b>							
<b>DIV: 11 COMMUNITY SERV GRANTS</b>							
Salaries/ Wages/ OT	\$ 182,719	\$ 196,200	\$ 196,200	\$ 173,576	7.4%	\$ 178,000	-9.3%
Fringe Benefits	61,946	73,100	73,100	55,490	18.0%	69,200	-5.3%
General Operating Services	1,452	2,700	2,450	2,251	86.0%	3,200	18.5%
Insurance - Property, AL, GL, WC	7,247	7,247	7,247	5,435	0.0%	1,060	-85.4%
Maintenance & Rentals	2,335	2,800	2,550	1,659	19.9%	2,600	-7.1%
Utilities	606	1,000	1,000	564	65.0%	800	-20.0%
Contractual Services & Projects	-	500	100	-	N/A	-	-100.0%
General Supplies	575	1,500	700	375	160.9%	800	-46.7%
Automotive Supplies & Gasoline	-	-	-	21	N/A	500	N/A
Materials & Equipment	709	-	4,760	4,232	-100.0%	2,500	N/A
Major Acquisitions & Improvements	-	-	28,000	27,894	N/A	-	N/A
Special Current Charges	163	200	200	-	22.7%	200	0.0%
COMMUNITY SERVICE/GRANTS	<u>257,752</u>	<u>285,247</u>	<u>316,307</u>	<u>271,497</u>	10.7%	<u>258,860</u>	-9.3%
GENERAL SERVICES DEPARTMENT	<u>4,830,710</u>	<u>6,233,475</u>	<u>6,233,475</u>	<u>3,747,424</u>	29.0%	<u>6,315,960</u>	1.3%
GENERAL FUND OPERATING EXP	<u>\$ 64,841,603</u>	<u>\$72,411,135</u>	<u>\$72,411,135</u>	<u>\$ 52,648,704</u>	11.7%	<u>\$72,826,567</u>	0.6%

**CITY OF LAKE CHARLES  
FISCAL YEAR 2019 – 2020 ANNUAL BUDGET**

---

**FUND:** 001 GENERAL FUND  
**DEPARTMENT:** 21 TRANSFERS  
**DIVISION:** 01 OPERATING TRANSFERS

**GOAL MISSION STATEMENT:**

**FUNCTION DESCRIPTION:**

This cost center accounts for transfers from General Fund which are not included in departmental operating budgets. The majority of these transfers are made on a recurring basis to supplement revenues received by Special Revenue and Enterprise Funds which would otherwise experience cash deficits. Transfers to Capital Projects may also be made to supplement or match other authorized fund sources for major or multi-year capital acquisitions and improvements.

**AUTHORIZED PERSONNEL:**

There are no personnel that are charged to this division.

**CITY OF LAKE CHARLES  
FISCAL YEAR 2019 - 2020 ANNUAL BUDGET**

Department / Division	Actual Fiscal Year 2017 - 2018	Adopted Budget 2018 - 2019	Amended Budget 2018 - 2019	Y-T-D FY 2019 7/31/2019	% Change Adopted '19 from Actual '18	Budget 2019 - 2020	% Change Adopted '19 to '20 Budget
<b>FUND: 001 GENERAL FUND</b>							
<b>DEPT: 21 TRANSFERS</b>							
<b>DIV: 01 OPERATING TRANSFERS</b>							
Interfund transfer Facility Renewal Fund	\$ 125,000	\$ -	\$ -	\$ -	-100.0%	\$ -	N/A
Interfund transfer Americorps Grant	131,871	138,211	138,211	74,415	4.8%	143,175	3.6%
Interfund transfer HOME Program	43,991	69,944	69,944	49,252	59.0%	80,638	15.3%
Interfund transfer Recreation	551,455	1,233,241	1,233,241	308,310	123.6%	985,829	-20.1%
Interfund transfer Special Revenue	852,317	1,441,396	1,441,396	431,977	69.1%	1,209,642	-16.1%
Interfund trsf School Board STX Dist. 3	293,190	350,000	350,000	204,422	19.4%	300,000	-14.3%
Interfund transfer - Debt Service	293,190	350,000	350,000	204,422	19.4%	300,000	-14.3%
Interfund transfer Transit Operations	1,037,805	1,171,183	1,171,183	292,796	12.9%	1,223,146	4.4%
Interfund transfer Civic Center Operations	521,888	599,864	599,864	149,966	14.9%	557,700	-7.0%
Interfund transfer Golf Course Operations	588,560	691,513	691,513	172,878	17.5%	704,700	1.9%
Interfund transfer Proprietary Funds	2,148,253	2,462,560	2,462,560	615,640	14.6%	2,485,546	0.9%
Interfund transfer sales tax to Wastewater	316,000	322,000	322,000	80,500	1.9%	325,000	0.9%
Interfund transfer sales tax to Water	309,500	325,000	325,000	81,250	5.0%	320,000	-1.5%
Interfund transfer sales tax for salaries	625,500	647,000	647,000	161,750	3.4%	645,000	-0.3%
<b>DIV: CAPITAL &amp; OTHER TRANSFERS</b>							
Interfund transfer Wastewater basin repairs	2,000,000	2,000,000	2,000,000	500,000	0.0%	1,500,000	-25.0%
Interfund transfer Drainage improvements	2,000,000	2,500,000	2,500,000	500,000	25.0%	1,500,000	-40.0%
Interfund transfer Capital projects	1,890,000	500,000	5,500,000	250,000	-73.5%	-	-100.0%
Interfund transfer Golf Course Fund	-	500,000	500,000	125,000	N/A	500,000	0.0%
Interfund transfer Transit Capital	100,000	8,500	8,500	2,125	-91.5%	-	-100.0%
Interfund transfer - Capital	5,990,000	5,508,500	10,508,500	1,377,125	-8.0%	3,500,000	-36.5%
Total transfers	9,909,260	10,409,456	15,409,456	2,790,914	5.0%	8,140,188	-21.8%
FUND: 001 GENERAL FUND	\$ 74,750,863	\$82,820,591	\$87,820,591	\$ 55,439,618	10.8%	\$80,966,755	-2.2%

THIS PAGE INTENTIONALLY LEFT BLANK



# **SPECIAL REVENUE FUNDS**

**WASTE WATER  
RIVERBOAT GAMING  
DEBT RESERVE FUND – .25% SALES TAX 2016  
RECREATION  
CENTRAL SCHOOL  
SPECIAL EVENTS  
COMMUNITY DEVELOPMENT  
HUD HOUSING PROGRAMS  
SUMMER FEEDING GRANT  
AMERICORPS GRANT  
PUBLIC SAFETY GRANTS  
D.A.R.E. GRANT  
COPS HIRING GRANT  
DISASTER RECOVERY  
FACILITY RENEWAL  
MORGANFIELD ECONOMIC DEVELOPMENT DIST  
LAKEFRONT ECONOMIC DEVELOPMENT DIST**

**Special Revenue Funds are used to account for various restricted revenues and related expenditures which are not readily accountable in another fund type.**

**CITY OF LAKE CHARLES  
FISCAL YEAR 2019 - 2020 ANNUAL BUDGET**

**SPECIAL REVENUE FUND SUMMARY**

	<u>Waste Water</u>	<u>Riverboat Gaming</u>	<u>Reserve 2016 STX Levy</u>	<u>Recreation Fund</u>	<u>Central School</u>	<u>Special Event</u>	<u>Community Development</u>	<u>HUD Housing Programs</u>
<b>Revenues:</b>								
Property taxes	\$ -	\$ -	\$ -	\$ 1,263,461	\$ -	\$ -	\$ -	\$ -
Additional sales tax levy portions	4,128,000	-	1,612,500	2,064,000	-	-	-	-
Franchise and license taxes	-	10,100,000	-	-	-	-	-	-
Intergovernmental	-	-	-	60,750	-	-	326,700	330,289
Charges for services	13,262,500	-	-	-	-	-	-	-
Use of money and property	282,000	35,000	25,000	157,800	118,400	68,800	-	-
Total operating revenues	<u>17,672,500</u>	<u>10,135,000</u>	<u>1,637,500</u>	<u>3,546,011</u>	<u>118,400</u>	<u>68,800</u>	<u>326,700</u>	<u>330,289</u>
Operating transfers in	<u>325,000</u>	<u>-</u>	<u>-</u>	<u>1,601,269</u>	<u>25,000</u>	<u>200,000</u>	<u>-</u>	<u>80,638</u>
<b>Expenditures:</b>								
Police Department	-	-	-	-	-	-	-	-
Public Works	12,897,530	-	-	-	-	-	-	-
Planning & Development	-	-	-	-	-	-	326,700	-
Community Services	-	-	-	5,147,280	179,820	273,550	-	576,084
Total operating expenditures	<u>12,897,530</u>	<u>-</u>	<u>-</u>	<u>5,147,280</u>	<u>179,820</u>	<u>273,550</u>	<u>326,700</u>	<u>576,084</u>
<b>Other financing uses:</b>								
Operating transfers out	-	840,440	-	-	-	-	-	-
Transfer to Debt Service accounts	3,400,000	3,113,700	-	-	-	-	-	-
Capital transfers-General Capital Projects	3,100,000	5,500,000	1,660,000	-	-	-	-	-
Capital transfers-Enterprise Funds	400,000	900,000	-	-	-	-	-	-
Total transfers	<u>6,900,000</u>	<u>10,354,140</u>	<u>1,660,000</u>	<u>-</u>	<u>-</u>	<u>-</u>	<u>-</u>	<u>-</u>
Total Expenditures	<u>19,797,530</u>	<u>10,354,140</u>	<u>1,660,000</u>	<u>5,147,280</u>	<u>179,820</u>	<u>273,550</u>	<u>326,700</u>	<u>576,084</u>
Net Income (loss)	<u>\$ (1,800,030)</u>	<u>\$ (219,140)</u>	<u>\$ (22,500)</u>	<u>\$ -</u>	<u>\$ (36,420)</u>	<u>\$ (4,750)</u>	<u>\$ -</u>	<u>\$ (165,157)</u>
Projected beginning fund balance	\$ 4,713,291	\$ 1,907,684	\$ 1,721,073	\$ 308,137	\$ 107,945	\$ 83,294	\$ -	\$ 190,084
Fund balance (used) added operations	1,699,970	-	-	-	(36,420)	(4,750)	-	(165,157)
Fund balance used for capital transfers	<u>(3,500,000)</u>	<u>(219,140)</u>	<u>(22,500)</u>	<u>-</u>	<u>-</u>	<u>-</u>	<u>-</u>	<u>-</u>
Total fund balance (used) added	<u>(1,800,030)</u>	<u>(219,140)</u>	<u>(22,500)</u>	<u>-</u>	<u>(36,420)</u>	<u>(4,750)</u>	<u>-</u>	<u>(165,157)</u>
Ending fund balance	\$ 2,913,261	\$ 1,688,544	\$ 1,698,573	\$ 308,137	\$ 71,525	\$ 78,544	\$ -	\$ 24,927

Summer Feeding	Americorps Grant	Public Safety Grants	D.A.R.E. Grant	COPS Hiring Grant	Disaster Recovery	Facility Renewal	Morganfield Econmc Dist	Lakefront Econmc Dist	Total Special Revenue
\$ -	\$ -	\$ -	\$ -	\$ -	\$ -	\$ -	\$ -	\$ -	\$ 1,263,461
-	-	-	-	-	-	-	15,000	20,000	7,839,500
-	-	-	-	-	-	-	-	-	10,100,000
693,525	79,454	404,200	-	357,825	1,184,179	-	-	-	3,436,922
-	-	-	-	-	-	-	-	-	13,262,500
-	-	-	-	-	394,726	30,000	-	-	1,111,726
693,525	79,454	404,200	-	357,825	1,578,905	30,000	15,000	20,000	37,014,109
-	143,175	-	-	-	-	-	-	-	2,375,082
-	-	404,200	-	477,100	-	-	-	-	881,300
-	-	-	-	-	-	-	-	-	12,897,530
-	-	-	-	-	-	-	500	500	327,700
693,525	222,629	-	-	-	1,578,905	-	-	-	8,671,793
693,525	222,629	404,200	-	477,100	1,578,905	-	500	500	22,778,323
-	-	-	-	-	-	-	-	-	840,440
-	-	-	-	-	-	-	-	-	6,513,700
-	-	-	-	-	-	650,000	-	-	10,910,000
-	-	-	-	-	-	-	-	-	1,300,000
-	-	-	-	-	-	650,000	-	-	19,564,140
693,525	222,629	404,200	-	477,100	1,578,905	650,000	500	500	42,342,463
\$ -	\$ -	\$ -	\$ -	\$ (119,275)	\$ -	\$ (620,000)	\$ 14,500	\$ 19,500	\$ (2,953,272)
\$ 156,594	\$ -	\$ 20,642	\$ 246,460	\$ 598,314	\$ 2,960,275	\$ 3,097,735	\$ 602	\$ 13,671	\$ 16,125,801
-	-	-	-	(119,275)	-	-	14,500	19,500	1,408,368
-	-	-	-	-	-	(620,000)	-	-	(4,361,640)
-	-	-	-	(119,275)	-	(620,000)	14,500	19,500	(2,953,272)
\$ 156,594	\$ -	\$ 20,642	\$ 246,460	\$ 479,039	\$ 2,960,275	\$ 2,477,735	\$ 15,102	\$ 33,171	\$ 13,172,529

**CITY OF LAKE CHARLES  
FISCAL YEAR 2019 – 2020 ANNUAL BUDGET**

---

**FUND:** 117 WASTEWATER  
**DEPARTMENT:** 06 PUBLIC WORKS  
**DIVISION:** 08 WASTEWATER

**GOAL MISSION STATEMENT:**

To keep the existing sewer system in repair and condition to meet various standards and to insure the production of quality water to be released to the receiving water bodies of the State of Louisiana.

**FUNCTION DESCRIPTION:**

This division accounts for the operating costs of the sanitary sewerage collection, treatment system, and repair systems and provides partial support of system improvements. Its functions include operating 24-hour seven-day-a-week for the collection and treatment of wastewater; installing service taps; building manholes; laying extensions; and maintaining approximately 140 lift stations and 4 treatment facilities. The construction crews maintain and repair existing service lines while laboratory personnel collect daily samples at all facilities to ensure environmental standards are met.

**DEMAND PERFORMANCE INDICATORS:**

Description	2017 – 2018 Actual	2018 – 2019 Estimated	2019 – 2020 Estimated
Work orders completed (includes Dottie one-call)	20,199	30,200	31,000
Sanitary sewers (miles)	600	600	600
Storm sewers (miles)	425	425	425
Maximum Dailey Capacity (MGD) Plant A, B/C, D	6.7, 8, 4.95	6.7, 8, 4.95	6.7, 8, 4.95

**AUTHORIZED PERSONNEL:**

Total Personnel Count	Actual Fiscal Year 2017-2018	Adopted Budget 2018-2019	Adjusted Budget 2018-2019	Budget 2019-2020
Full-Time	65	65	65	68
Full-Time Engineering	0	1	1	1
Part-Time	1	1	1	1

**CITY OF LAKE CHARLES  
FISCAL YEAR 2019 - 2020 ANNUAL BUDGET**

	Actual Fiscal Year 2017 - 2018	Adopted Budget 2018 - 2019	Y-T-D FY 2019 7/31/2019	Projected Actual Results EOY	% Change Adopted '19 from Actual '18	Budget 2019 - 2020	% Change Adopted '19 to '20 Budget
<b>FUND: 117 WASTE WATER</b>							
<b>Revenues:</b>							
Ten Year Sales Tax - 0.16%	\$ 4,293,402	\$ 4,336,000	\$ 3,186,382	\$ 4,208,000	1.0%	\$ 4,128,000	-4.8%
Taxes and special assessments	4,293,402	4,336,000	3,186,382	4,208,000	1.0%	4,128,000	-4.8%
Physical Environment - Charges for Services	4,648	4,800	4,139	4,139	3.3%	4,500	-6.3%
Sewer extension charges	68,006	85,000	50,250	58,250	25.0%	58,000	-31.8%
Sewer user charges	13,771,767	13,800,000	10,183,526	12,783,526	0.2%	13,200,000	-4.3%
Charges for services	13,844,421	13,889,800	10,237,915	12,845,915	0.3%	13,262,500	-4.5%
Interest earnings	100,198	66,000	136,601	173,001	-34.1%	98,000	48.5%
Miscellaneous revenue	235,322	161,000	161,485	183,485	-31.6%	184,000	14.3%
Use of money and property	335,520	227,000	298,086	356,486	-32.3%	282,000	24.2%
Total operating revenues	18,473,343	18,452,800	13,722,383	17,410,401	-0.1%	17,672,500	-4.2%
<b>Expenditures:</b>							
<b>FUND: 117 WASTEWATER FUND</b>							
<b>DEPT: 06 PUBLIC WORKS</b>							
<b>DIV: 01 WASTEWATER</b>							
Salaries/ Wages/ OT	2,642,757	2,970,300	2,232,883	2,791,104	12.4%	3,012,300	1.4%
Fringe Benefits	958,238	1,133,200	786,441	983,051	18.3%	1,140,300	0.6%
General Operating Services	11,326	14,650	15,347	19,184	29.3%	19,650	34.1%
Insurance - Property, AL, GL, WC	419,977	423,445	319,147	423,445	0.8%	685,770	62.0%
Maintenance & Rentals	1,360,227	1,255,500	791,378	1,202,895	-7.7%	1,500,300	19.5%
Utilities	1,038,151	1,058,700	737,674	958,976	2.0%	1,053,700	-0.5%
Contractual Services & Projects	572,404	748,500	554,243	831,365	30.8%	858,500	14.7%
General Supplies	521,746	651,900	396,213	507,153	24.9%	652,600	0.1%
Automotive Supplies & Gasoline	170,199	177,000	121,965	153,676	4.0%	180,000	1.7%
Materials & Equipment	290,473	515,600	212,395	318,593	77.5%	755,500	46.5%
Major Acquisitions & Improvements	820,466	1,393,000	295,786	880,786	69.8%	1,196,000	-14.1%
Special Current Charges	1,380,235	1,676,500	692,221	1,635,776	21.5%	1,738,500	3.7%
Wastewater operating expenditures	10,186,199	12,018,295	7,155,693	10,706,002	18.0%	12,793,120	6.4%
<b>FUND: 117 WASTEWATER FUND</b>							
<b>DEPT: 06 PUBLIC WORKS</b>							
<b>DIV: 15 ENGINEERING</b>							
Salaries/ Wages/ OT	-	68,300	60,611	57,541	N/A	75,800	11.0%
Fringe Benefits	-	23,850	20,958	19,916	N/A	27,435	15.0%
General Operating Services	-	-	-	-	N/A	725	N/A
Insurance - Property, AL, GL, WC	-	-	-	-	N/A	450	N/A
Wastewater engineering expenditures	-	92,150	81,569	77,457	N/A	104,410	13.3%
Wastewater operating expenditures	10,186,199	12,110,445	7,237,262	10,783,459		12,897,530	6.5%
Interfund transfer-sales tax rev from General Fu	316,000	322,000	80,500	322,000	1.9%	325,000	0.9%
Interfund transfer Capital Projects	3,500,000	5,000,000	-	5,000,000	42.9%	3,500,000	-30.0%
Interfund transfers - debt service	3,323,246	3,390,000	2,490,000	3,390,000	2.0%	3,400,000	0.3%
Wastewater transfers to other funds	6,823,246	8,390,000	2,490,000	8,390,000	23.0%	6,900,000	-17.8%
Total expenditures	17,009,445	20,500,445	9,727,262	19,173,459	20.5%	19,797,530	-3.4%
Net change in fund balance	1,779,898	(1,725,645)		(1,441,058)	-197.0%	(1,800,030)	-4.3%
Beginning fund balance	4,374,451	6,154,349		6,154,349	40.7%	4,713,291	-23.4%
Ending fund balance	\$ 6,154,349	\$ 4,428,704		\$ 4,713,291	-28.0%	\$ 2,913,261	-34.2%

**CITY OF LAKE CHARLES  
FISCAL YEAR 2019 – 2020 ANNUAL BUDGET**

---

**FUND:** 119 RIVERBOAT GAMING FUND  
**DEPARTMENT:** 21 TRANSFERS  
**DIVISION:** 01 OPERATING TRANSFERS

**GOAL MISSION STATEMENT:**

**FUNCTION DESCRIPTION:**

The Riverboat Gaming Fund accounts for the revenue received from casino riverboat admission payments. These funds are allocated for designated purposes by interfund transfers primarily for capital projects and debt service payments. The budget reflects revenues from the Cooperative Endeavor Agreement with the Calcasieu Parish Police Jury which established pooling of parish-wide gaming revenues. The only expenses recorded in this fund are the transfers to other City funds for capital and debt service expenses.

**AUTHORIZED PERSONNEL:**

There are no personnel that are charged to this division.

**CITY OF LAKE CHARLES**  
**FISCAL YEAR 2019 - 2020 ANNUAL BUDGET**

	Actual Fiscal Year 2017 - 2018	Adopted Budget 2018 - 2019	Y-T-D FY 2019 7/31/2019	Projected Actual Results EOY	% Change Adopted '19 from Actual '18	Budget 2019 - 2020	% Change Adopted '19 to '20 Budget
<b>FUND: 119 RIVERBOAT GAMING FUND</b>							
<b>Revenues:</b>							
Riverboat Admission Taxes	\$ 10,735,679	\$ 10,500,000	\$ 9,338,644	\$ 11,048,644	-2.2%	\$ 10,100,000	-3.8%
Taxes and special assessments	10,735,679	10,500,000	9,338,644	11,048,644	-2.2%	10,100,000	-3.8%
Interest earnings	76,909	33,000	71,928	78,928	-57.1%	35,000	6.1%
Use of money and property	76,909	33,000	71,928	78,928	-57.1%	35,000	6.1%
Total operating revenues	10,812,588	10,533,000	9,410,572	11,127,572	-2.6%	10,135,000	-3.8%
<b>Other financing uses</b>							
<b>DEPT: 21 TRANSFERS</b>							
<b>DIV: 01 TRANSFERS</b>							
Interfund transfer Arts/Special Events Fund	200,000	175,000	43,750	175,000	-12.5%	200,000	14.3%
Interfund transfer Central School fund	10,000	25,000	6,250	25,000	150.0%	25,000	0.0%
Interfund transfer Recreation Fund	479,423	685,250	171,313	369,349	42.9%	615,440	-10.2%
Interfund transfer - Special Revenue Funds	689,423	885,250	221,313	569,349	28.4%	840,440	-5.1%
Interfund transfer 2007 Public Improvmt Bond	-	-	-	-	N/A	-	N/A
Interfund transfer 2010 Public Improvmt Bond	1,467,395	1,430,530	1,430,530	1,430,530	-2.5%	1,413,400	-1.2%
Interfund transfer 2014 Refunding Bonds PI	1,078,000	1,047,000	1,047,000	1,047,000	-2.9%	50,000	-95.2%
Interfund transfer 2017 Refunding Bonds PI	634,845	660,850	660,850	660,850	4.1%	1,650,300	149.7%
Interfund transfer - Debt Service	3,180,240	3,138,380	3,138,380	3,138,380	-1.3%	3,113,700	-0.8%
Interfund transfer Capital Projects	6,300,000	6,200,000	-	6,200,000	-1.6%	5,500,000	-11.3%
Interfund transfer Golf Course	-	300,000	75,000	300,000	N/A	900,000	200.0%
Interfund transfer Civic Center Capital	200,000	200,000	50,000	200,000	0.0%	-	-100.0%
Interfund transfers - Capital	6,500,000	6,700,000	125,000	6,700,000	3.1%	6,400,000	-4.5%
Total transfers to other funds	10,369,663	10,723,630	3,484,693	10,407,729	3.4%	10,354,140	-3.4%
Net change in fund balance	442,925	(190,630)		719,843	-143.0%	(219,140)	-15.0%
Beginning fund balance	744,916	1,187,841		1,187,841	59.5%	1,907,684	60.6%
Ending fund balance	\$ 1,187,841	\$ 997,211		\$ 1,907,684	-16.0%	\$ 1,688,544	69.3%

**CITY OF LAKE CHARLES  
FISCAL YEAR 2019 – 2020 ANNUAL BUDGET**

---

**FUND:** 105 - .25% SALES TAX 2016  
**DEPARTMENT:** DEBT RESERVE FUND  
**DIVISION:** .25% SALES TAX 2016

**GOAL MISSION STATEMENT:**

**FUNCTION DESCRIPTION:**

This Fund is to account for the collection of a sales tax levy effective January 1, 2016. The City's covenant resolution authorized at least 25 percent of the taxes collected to be placed in a reserve fund to be used if needed to cover annual debt service payments. These funds can be authorized for transfer to the Capital Project Fund in the subsequent fiscal year. Proposed revenues are budgeted at 25 percent of total tax collections.

**AUTHORIZED PERSONNEL:**

There are no personnel that are charged to this division.

**CITY OF LAKE CHARLES  
FISCAL YEAR 2019 - 2020 ANNUAL BUDGET**

	Actual Fiscal Year 2017 - 2018	Adopted Budget 2018 - 2019	Y-T-D FY 2019 7/31/2019	Projected Actual Results EOY	% Change Adopted '19 from Actual '18	Budget 2019 - 2020	% Change Adopted '19 to '20 Budget
<b>FUND: 105 RESERVE FUND - 2016 SALES TAX 1/4% LEVY</b>							
<b>Revenues:</b>							
Sales tax	\$ 1,658,973	\$ 1,693,750	\$ 1,235,409	\$ 1,643,750	2.1%	\$ 1,612,500	-4.8%
Taxes and special assessments	1,658,973	1,693,750	1,235,409	1,643,750	2.1%	1,612,500	-4.8%
Interest earnings	36,538	10,000	38,629	46,629	-72.6%	25,000	150.0%
Use of money and property	36,538	10,000	38,629	46,629	-72.6%	25,000	150.0%
Total operating revenues	1,695,511	1,703,750	1,274,038	1,690,379	0.5%	1,637,500	-3.9%
<b>Other financing uses</b>							
<b>DEPT: 21 TRANSFERS</b>							
<b>DIV: 01 TRANSFERS</b>							
Interfund transfer Capital Projects	1,600,000	1,690,500	422,625	1,690,500	5.7%	1,660,000	-1.8%
Total transfers to other funds	1,600,000	1,690,500	422,625	1,690,500	5.7%	1,660,000	-1.8%
Net change in fund balance	95,511	13,250		(121)	-86.1%	(22,500)	-269.8%
Beginning fund balance	1,625,683	1,721,194		1,721,194	5.9%	1,721,073	0.0%
Ending fund balance	\$ 1,721,194	\$ 1,734,444		\$ 1,721,073	0.8%	\$ 1,698,573	-2.1%

**CITY OF LAKE CHARLES  
FISCAL YEAR 2019 – 2020 ANNUAL BUDGET**

---

**FUND:** 127 RECREATION  
**DEPARTMENT:** 09 COMMUNITY SERVICES  
**DIVISION:**

**GOAL MISSION STATEMENT:**

To strive to offer the people of Lake Charles a wide variety of activities through team and individual athletic programs, classes, and activities, as well as the individual and family enjoyment of playgrounds, picnics and nature.

**FUNCTION DESCRIPTION:**

This department provides for the operation of the City's parks and recreation programs and facilities, which are partially supported by dedicated revenues and sales tax transfers, and maintains playgrounds, ball parks, and other recreational facilities.

Recreation Department Divisions:

Recreation  
Lakefront/Downtown

**AUTHORIZED PERSONNEL:**

<b>Total Personnel Count</b>	<b>Actual Fiscal Year 2017-2018</b>	<b>Adopted Budget 2018-2019</b>	<b>Adjusted Budget 2018-2019</b>	<b>Budget 2019-2020</b>
Full-Time	38	37	33	33
Part-Time	18	18	15	15

**CITY OF LAKE CHARLES**  
**FISCAL YEAR 2019 - 2020 ANNUAL BUDGET**

	Actual Fiscal Year 2017 - 2018	Adopted Budget 2018 - 2019	Y-T-D FY 2019 7/31/2019	Projected Actual Results EOY	% Change Adopted '19 from Actual '18	Budget 2019 - 2020	% Change Adopted '19 to '20 Budget
<b>FUND: 127 RECREATION FUND</b>							
<b>Revenues:</b>							
1.70 Mils Property Tax Special Rec District	\$ 1,200,421	\$ 1,205,662	\$ 1,247,419	\$ 1,248,419	0.4%	\$ 1,263,461	4.8%
Ten Year Sales Tax - 0.08%	2,146,701	2,168,000	1,593,191	2,104,000	1.0%	2,064,000	-4.8%
Tax revenue	<u>3,347,122</u>	<u>3,373,662</u>	<u>2,840,610</u>	<u>3,352,419</u>	0.8%	<u>3,327,461</u>	-1.4%
Miscellaneous Reimbursement	60,851	60,000	62,274	62,274	-1.4%	60,750	1.3%
Intergovernmental revenue	<u>60,851</u>	<u>60,000</u>	<u>62,274</u>	<u>62,274</u>	-1.4%	<u>60,750</u>	1.3%
Interest Earnings	11,993	10,000	11,253	13,253	-16.6%	8,000	-20.0%
Recreation Program revenues	105,599	116,000	89,961	101,961	9.8%	102,500	-11.6%
Promenade Revenues	21,005	22,000	14,170	14,370	4.7%	18,300	-16.8%
Recreation Donations	156	1,000	-	-	541.0%	8,000	700.0%
Sale of Property / Equipment	24,124	8,000	56,062	56,062	-66.8%	20,000	150.0%
Miscellaneous revenues	11,204	-	1,135	1,135	-100.0%	-	N/A
Miscellaneous insurance revenues	6,734	1,000	7,575	7,575	-85.1%	1,000	0.0%
Use of money and property	180,815	158,000	180,156	194,356	-12.6%	157,800	-0.1%
Total operating revenues	<u>3,588,788</u>	<u>3,591,662</u>	<u>3,083,040</u>	<u>3,609,049</u>	0.1%	<u>3,546,011</u>	-1.3%
Recreation Fund total operating expenditures * details on following pages	<u>4,619,665</u>	<u>5,510,153</u>	<u>3,735,168</u>	<u>4,743,138</u>	19.3%	<u>5,147,280</u>	-6.6%
<b>Other financing sources</b>							
Interfund transfer from General Fund	551,455	1,233,241	308,310	764,740	123.6%	985,829	-20.1%
Interfund transfer from Riverboat Gaming Fund	479,423	685,250	171,313	369,349	42.9%	615,440	-10.2%
Interfund transfer to Capital Project Fund	(400,000)	-	-	-		-	N/A
Total transfers from other funds	<u>630,878</u>	<u>1,918,491</u>	<u>479,623</u>	<u>1,134,089</u>	204.1%	<u>1,601,269</u>	-16.5%
Net change in fund balance	(399,999)	-	-	-	100.0%	-	N/A
Beginning fund balance	708,136	308,137		308,137	-56.5%	308,137	0.0%
Ending fund balance	<u>\$ 308,137</u>	<u>\$ 308,137</u>		<u>\$ 308,137</u>	0.0%	<u>\$ 308,137</u>	0.0%

**CITY OF LAKE CHARLES  
FISCAL YEAR 2019 – 2020 ANNUAL BUDGET**

---

**FUND:** 127 RECREATION  
**DEPARTMENT:** 09 COMMUNITY SERVICES  
**DIVISION:** 01 RECREATION

**GOAL MISSION STATEMENT:**

To strive to offer the people of Lake Charles a wide variety of activities through team and individual athletic programs, classes, and activities, as well as the individual and family enjoyment of playgrounds, picnics and nature.

**FUNCTION DESCRIPTION:**

This division provides for the operation of the City's parks and recreation programs and facilities, which is partially supported by dedicated property tax and sales tax revenues, as well as an annual subsidy from the City's General Fund. Its function is to provide, develop, and maintain recreational and athletic facilities, parks and activities for the community. These activities include but are not limited to athletic programs, camps, public parks, senior activities, youth activities, family structured activities, playground equipment, rental facilities, and instructional activities. It performs all the necessary tasks to provide citizens the recreation needs to meet the public demand. During the last several years a number of recreation centers and ballfields have become the responsibility of Recreation District No. One of Ward 3 of Calcasieu Parish who manage these properties on behalf of the City; hence, the decrease in the projected attendance at City-managed recreation centers.

**DEMAND PERFORMANCE INDICATORS:**

Description	2017 – 2018 Actual	2018 – 2019 Estimated	2019 – 2020 Estimated
Total athletic teams/visiting teams	951	438	570
Total participants in athletic teams	18,460	8,760	10,000
Total summer paid day camp attendance	2,075	2,100	2,100
Total summer attendance at recreation centers*	175,000	131,018	128,000

\*See explanation in narrative

**AUTHORIZED PERSONNEL:**

Total Personnel Count	Actual Fiscal Year 2017-2018	Adopted Budget 2018-2019	Adjusted Budget 2018-2019	Budget 2019-2020
Full-Time	37	36	32	32
Part-Time	14	14	11	11

**CITY OF LAKE CHARLES  
FISCAL YEAR 2019 - 2020 ANNUAL BUDGET**

	Actual Fiscal Year 2017 - 2018	Adopted Budget 2018 - 2019	Y-T-D FY 2019 7/31/2019	Projected Actual Results EOY	% Change Adopted '19 from Actual '18	Budget 2019 - 2020	% Change Adopted '19 to '20 Budget
<b>FUND: 127 RECREATION FUND</b>							
<b>DEPT: 09 COMMUNITY SERVICES</b>							
<b>DIV: 01 RECREATION</b>							
Salaries/ Wages/ OT	\$ 1,874,708	\$ 2,082,500	\$ 1,664,309	\$ 2,080,386	11.1%	\$ 2,041,000	-2.0%
Fringe Benefits	567,363	672,360	491,314	614,143	18.5%	631,900	-6.0%
General Operating Services	3,717	5,100	3,895	4,869	37.2%	5,850	14.7%
Insurance - Property, AL, GL, WC	310,652	311,293	232,292	311,293	0.2%	295,440	-5.1%
Maintenance & Rentals	534,767	519,300	306,689	404,829	-2.9%	473,500	-8.8%
Utilities	240,602	265,200	174,519	235,601	10.2%	256,200	-3.4%
Contractual Services & Projects	42,100	62,650	44,637	76,637	48.8%	78,650	25.5%
General Supplies	191,922	219,600	154,286	204,286	14.4%	216,300	-1.5%
Automotive Supplies & Gasoline	98,872	118,000	58,187	75,643	19.3%	97,800	-17.1%
Materials & Equipment	83,438	97,900	97,814	132,049	17.3%	105,200	7.5%
Major Acquisitions & Improvements	184,371	454,500	226,500	226,500	146.5%	315,500	-30.6%
Special Current Charges	7,728	16,500	6,043	7,554	113.5%	14,500	-12.1%
Recreation Division	<u>\$ 4,140,240</u>	<u>\$ 4,824,903</u>	<u>\$ 3,460,485</u>	<u>\$ 4,373,789</u>	16.5%	<u>\$ 4,531,840</u>	-6.1%

**CITY OF LAKE CHARLES  
FISCAL YEAR 2019 – 2020 ANNUAL BUDGET**

---

**FUND:** 127 RECREATION  
**DEPARTMENT:** 09 COMMUNITY SERVICES  
**DIVISION:** 31 LAKEFRONT/DOWNTOWN

**GOAL MISSION STATEMENT:**

To enhance the lakefront edge by providing decorative lighting, shade, seating structures, land forms and landscaping, irrigation, educational interpretive signage, viewing devices, a widened promenade of special paving and connecting of this area to downtown in an effort to increase resident and visitor usage.

**FUNCTION DESCRIPTION:**

This division serves as the cost center for the Lakefront Promenade which provides for general public use and enjoyment as a lakefront destination. It furnishes additional amenities for annual festivals and other events. It includes a walking path along the water, the Louisiana Landing Fountain, and the Bord du Lac Marina which has 38 boat slips available for rental. A variety of activities can be held at one time.

The expenditures of this division are funded by a transfer from the Riverboat Gaming Fund.

**DEMAND PERFORMANCE INDICATORS:**

Description	2017 – 2018 Actual	2018 – 2019 Estimated	2019 – 2020 Estimated
Promenade vendor rentals	8	10	12
Marina Boat Slip rentals	3,292	2,965	3,200

**AUTHORIZED PERSONNEL:**

Total Personnel Count	Actual Fiscal Year 2017-2018	Adopted Budget 2018-2019	Adjusted Budget 2018-2019	Budget 2019-2020
Full-Time	1	1	1	1
Part-Time	4	4	4	4

**CITY OF LAKE CHARLES  
FISCAL YEAR 2019 - 2020 ANNUAL BUDGET**

	Actual Fiscal Year 2017 - 2018	Adopted Budget 2018 - 2019	Y-T-D FY 2019 7/31/2019	Projected Actual Results EOY	% Change Adopted '19 from Actual '18	Budget 2019 - 2020	% Change Adopted '19 to '20 Budget
<b>FUND: 127 RECREATION FUND</b>							
<b>DEPT: 09 COMMUNITY SERVICES</b>							
<b>DIV: 31 LAKEFRONT/DOWNTOWN</b>							
Salaries/ Wages/ OT	\$ 100,336	\$ 129,500	\$ 90,490	\$ 113,113	29.1%	\$ 135,000	4.2%
Fringe Benefits	23,558	40,800	19,758	24,698	73.2%	41,000	0.5%
General Operating Services	205	200	-	-	-2.4%	200	0.0%
Insurance - Property, AL, GL, WC	1,423	3,000	1,448	3,000	110.8%	136,490	4449.7%
Maintenance & Rentals	66,232	69,500	47,400	61,620	4.9%	61,500	-11.5%
Utilities	51,456	65,350	54,931	82,397	27.0%	65,350	0.0%
Contractual Services & Projects	119,736	100,000	-	5,000	-16.5%	50,000	-50.0%
General Supplies	36,756	70,600	31,615	41,732	92.1%	60,600	-14.2%
Automotive Supplies & Gasoline	30,068	30,300	14,893	20,106	0.8%	30,300	0.0%
Materials & Equipment	9,158	30,500	13,622	17,028	233.0%	31,500	3.3%
Major Acquisitions & Improvements	28,670	142,000	-	-	395.3%	-	-100.0%
Special Current Charges	11,827	3,500	526	658	-70.4%	3,500	0.0%
Lakefront/Downtown Maintenance	479,425	685,250	274,683	369,349	42.9%	615,440	-10.2%
Recreation Fund total operating expenditures	<u>\$ 4,619,665</u>	<u>\$ 5,510,153</u>	<u>\$ 3,735,168</u>	<u>\$ 4,743,138</u>	19.3%	<u>\$ 5,147,280</u>	-6.6%

**CITY OF LAKE CHARLES  
FISCAL YEAR 2019 – 2020 ANNUAL BUDGET**

---

**FUND:** 107 CENTRAL SCHOOL  
**DEPARTMENT:** 09 COMMUNITY SERVICES  
**DIVISION:** 07 CENTRAL SCHOOL

**GOAL MISSION STATEMENT:**

Central School Arts & Humanities Center was established to enrich the cultural, educational, and informational environment of the City of Lake Charles.

**FUNCTION DESCRIPTION:**

This division serves as the cost center for the operation and maintenance of Central School as an arts and cultural center. Central School also serves as a platform for exhibits and performances by regional, national, and international artists. It houses the Mardi Gras Museum of Southwest Louisiana, two art galleries along with numerous performing arts organizations. The building is managed by the Arts Council of SWLA through a cooperative endeavor agreement with the City.

**DEMAND PERFORMANCE INDICATORS:**

Description	2017 – 2018 Actual	2018 – 2019 Estimated	2019 – 2020 Estimated
Alcove (reception area adjacent to Theatre) Rentals	95	62	25
Theatre Rentals	187	86	40
Room 106 (Meeting Space) Rentals	191	161	175
Room 108 (Meeting Space) Rentals	208	188	200

**AUTHORIZED PERSONNEL:**

There are no personnel that are charged to this division

**CITY OF LAKE CHARLES  
FISCAL YEAR 2019 - 2020 ANNUAL BUDGET**

	Actual Fiscal Year 2017 - 2018	Adopted Budget 2018 - 2019	Y-T-D FY 2019 7/31/2019	Projected Actual Results EOY	% Change Adopted '19 from Actual '18	Budget 2019 - 2020	% Change Adopted '19 to '20 Budget
<b>FUND: 107 CENTRAL SCHOOL FUND</b>							
<b>Revenues:</b>							
Interest earnings	\$ 1,335	\$ 550	\$ 1,757	\$ 2,057	-58.8%	\$ 800	45.5%
Rents and royalties	114,961	93,500	114,098	128,098	-18.7%	117,500	25.7%
Miscellaneous revenue	58	-	180	180	-100.0%	100	N/A
Use of money and property	116,354	94,050	116,035	130,335	-19.2%	118,400	25.9%
Total operating revenue	116,354	94,050	116,035	130,335	-19.2%	118,400	25.9%
<b>Expenditures:</b>							
<b>DEPT: 09 COMMUNITY SERVICES</b>							
<b>DIV: 07 CENTRAL SCHOOL</b>							
Insurance - Property, AL, GL, WC	11,963	11,963	8,972	11,963	0.0%	19,120	59.8%
Maintenance & Rentals	43,773	50,000	17,728	23,933	14.2%	50,000	0.0%
Utilities	35,115	38,400	21,282	32,349	9.4%	38,400	0.0%
Contractual Services & Projects	4,164	8,500	2,787	3,484	104.1%	8,800	3.5%
General Supplies	15,121	23,500	9,915	15,864	55.4%	19,500	-17.0%
Materials & Equipment	599	1,000	-	-	66.9%	10,000	900.0%
Special Current Charges	33,633	30,000	29,554	36,943	-10.8%	34,000	13.3%
Total operating expenditures	144,368	163,363	90,238	124,535	13.2%	179,820	10.1%
Transfer from Riverboat Gaming Fund	10,000	25,000	6,250	25,000	150.0%	25,000	0.0%
Net change in fund balance	(18,014)	(44,313)		30,800	-146.0%	(36,420)	17.8%
Beginning fund balance	95,159	77,145		77,145	-18.9%	107,945	39.9%
Ending fund balance	\$ 77,145	\$ 32,832		\$ 107,945	-57.4%	\$ 71,525	117.9%

**CITY OF LAKE CHARLES  
FISCAL YEAR 2019 – 2020 ANNUAL BUDGET**

---

**FUND:** 104 SPECIAL EVENTS  
**DEPARTMENT:** 09 COMMUNITY SERVICES  
**DIVISION:** 22 ARTS/SPECIAL EVENTS

**GOAL MISSION STATEMENT:**

To provide quality arts and cultural events for the citizens of Lake Charles.

**FUNCTION DESCRIPTION:**

This division provides for the arts and cultural activities of the City which include: exhibits at the 1911 Arts & Cultural Center; Downtown at Sundown (May-June); Catch a Concert Series (June); Red, White, Blue and You activities which include fireworks (July) and Light up the Lake Christmas activities (December).

**DEMAND PERFORMANCE INDICATORS:**

Description	2017 – 2018 Actual	2018 – 2019 Estimated	2019 – 2020 Estimated
Traveling and local exhibits in gallery	13	15	24
Concerts/events	29	46	61
CEAs art related	8	8	8

**AUTHORIZED PERSONNEL:**

There are no personnel that are charged to this division

**CITY OF LAKE CHARLES**  
**FISCAL YEAR 2019 - 2020 ANNUAL BUDGET**

	Actual Fiscal Year 2017 - 2018	Adopted Budget 2018 - 2019	Y-T-D FY 2019 7/31/2019	Projected Actual Results EOY	% Change Adopted '19 from Actual '18	Budget 2019 - 2020	% Change Adopted '19 to '20 Budget
<b>FUND: 104 SPECIAL EVENTS FUND</b>							
<b>Revenues:</b>							
Rents and Royalties	\$ 2,468	\$ 2,000	\$ 1,490	\$ 1,590	-19.0%	\$ 2,000	0.0%
Interest earnings	1,614	800	1,341	1,741	-50.4%	800	0.0%
Miscellaneous Donations	64,810	50,000	62,150	64,150	-22.9%	64,000	28.0%
Donations - LMA Convention	45,750	-	-	-	-100.0%	-	N/A
Special Event Revenue	7,408	6,000	1,312	1,312	-19.0%	2,000	-66.7%
Total operating revenue	122,050	58,800	66,293	68,793	-51.8%	68,800	17.0%
<b>Expenditures:</b>							
<b>DIV: 22 ARTS/SPECIAL EVENTS</b>							
General Operating Services	21,579	26,050	15,963	19,156	20.7%	26,050	0.0%
Insurance - Property, AL, GL, WC	27,413	28,413	20,560	27,413	3.6%	1,000	-96.5%
Maintenance & Rentals	1,453	3,000	2,479	3,479	106.5%	3,000	0.0%
Contractual Services & Projects	150,821	165,500	141,020	156,020	9.7%	165,500	0.0%
General Supplies	8,533	8,800	5,685	6,185	3.1%	10,500	19.3%
Materials & Equipment	240	500	-	500	108.3%	6,500	1200.0%
Special Current Charges	48,500	61,000	48,500	58,500	25.8%	61,000	0.0%
LMA Convention	84,735	-	-	-	-100.0%	-	N/A
Total operating expenditures	343,274	293,263	234,207	271,253	-14.6%	273,550	-6.7%
Transfer from Riverboat Gaming Fund	200,000	175,000	43,750	175,000	-12.5%	200,000	14.3%
Net change in fund balance	(21,224)	(59,463)		(27,460)	-180.2%	(4,750)	92.0%
Beginning fund balance	131,978	110,754		110,754	-16.1%	83,294	-24.8%
Ending fund balance	\$ 110,754	\$ 51,291		\$ 83,294	-53.7%	\$ 78,544	53.1%

**CITY OF LAKE CHARLES  
FISCAL YEAR 2019 – 2020 ANNUAL BUDGET**

---

**FUND:** 110 COMMUNITY DEVELOPMENT  
**DEPARTMENT:** 07 PLANNING AND DEVELOPMENT  
**DIVISION:** 04 COMMUNITY DEVELOPMENT

**GOAL MISSION STATEMENT:**

To administer the Community Development Block Grant (CDBG) and the HOME Partnership Grant throughout the City of Lake Charles.

**FUNCTION DESCRIPTION:**

This division is responsible for the day-to-day operations and all federal funds received through the Community Development Block Grant Program, which is principally restricted to capital investment activities in targeting low to moderate income areas of the City. It assures that these funded activities are kept in compliance with program requirements. This budget is subject to grant terms and conditions, including adjustments to carry over prior year funds which remain available for authorized purposes until expended. This includes the Community Development Block Grant Program, capital infrastructural projects, capital park projects, public service, and home buyer assistance programs.

**DEMAND PERFORMANCE INDICATORS:**

Description	2017 – 2018 Actual	2018 – 2019 Estimated	2019 – 2020 Estimated
Home buyer assistance	15	5	10
Capital Projects	2	2	1
Public Service Projects	8	6	4

**AUTHORIZED PERSONNEL:**

Total Personnel Count	Actual Fiscal Year 2017-2018	Adopted Budget 2018-2019	Adjusted Budget 2018-2019	Budget 2019-2020
Full-Time	2	2	2	2

**CITY OF LAKE CHARLES**  
**FISCAL YEAR 2019 - 2020 ANNUAL BUDGET**

	Actual Fiscal Year 2017 - 2018	Adopted Budget 2018 - 2019	Y-T-D FY 2019 7/31/2019	Projected Actual Results EOY	% Change Adopted '19 from Actual '18	Budget 2019 - 2020	% Change Adopted '19 to '20 Budget
<b>FUND: 110 COMMUNITY DEVELOPMENT FUND</b>							
<b>Revenues:</b>							
Community Development	\$ 281,317	\$ 322,564	\$ 217,067	\$ 295,844	14.7%	\$ 326,700	1.3%
Intergovernmental Revenues	281,317	322,564	217,067	295,844	14.7%	326,700	1.3%
Miscellaneous Donations	-	-	43,992	43,992	N/A	-	N/A
Use of money and property	-	-	43,992	43,992	N/A	-	N/A
					N/A		N/A
Total operating revenues	281,317	322,564	261,059	339,836	14.7%	326,700	1.3%
<b>Expenditures:</b>							
<b>DEPT: 07 PLANNING &amp; DEVELOPMENT</b>							
<b>DIV: 04 COMMUNITY DEVELOPMENT</b>							
Salaries/ Wages/ OT	84,483	88,000	71,879	87,813	4.2%	91,000	3.4%
Fringe Benefits	30,359	31,700	29,870	35,430	4.4%	35,600	12.3%
General Operating Services	5,335	9,550	4,013	6,797	79.0%	7,550	-20.9%
Insurance - Property, AL, GL, WC	3,131	3,131	2,348	3,131	0.0%	800	-74.4%
Maintenance & Rentals	126	650	-	100	415.9%	650	0.0%
Utilities	230	500	160	340	117.4%	350	-30.0%
Contractual Services & Projects	-	-	43,992	43,992	N/A	-	N/A
General Supplies	1,574	1,600	863	1,063	1.7%	1,600	0.0%
Automotive Supplies & Gasoline	1,782	2,000	1,139	2,189	12.2%	1,900	-5.0%
Special Current Charges	154,297	185,433	111,731	158,981	20.2%	187,250	1.0%
Total Community Development	281,317	322,564	265,995	339,836	14.7%	326,700	1.3%
Total expenditures	281,317	322,564	265,995	339,836	14.7%	326,700	1.3%
Net change in fund balance	-	-	-	-	N/A	-	N/A
Beginning fund balance	-	-	-	-	N/A	-	N/A
Ending fund balance	\$ -	\$ -	\$ -	\$ -	N/A	\$ -	N/A

**CITY OF LAKE CHARLES  
FISCAL YEAR 2019 – 2020 ANNUAL BUDGET**

---

**FUND:** 126 HUD-HOUSING PROGRAMS  
**DEPARTMENT:** 07 PLANNING AND DEVELOPMENT  
**DIVISION:** 05 HUD EMERGENCY GRANT SOLUTIONS  
06 HOME OWNER GRANTS  
07 HOME/CHDOS GRANTS

**GOAL MISSION STATEMENT:**

To improve the condition and availability of affordable housing in the City of Lake Charles; to facilitate an expansion of housing and services offered to homeless families and individuals in Lake Charles; to provide support to non-profit agencies that deliver services to non-homeless special needs populations; to increase the inventory of lead-safe housing units under the Rehabilitation Program.

**FUNCTION DESCRIPTION:**

This division account for certain housing assistance programs administered or carried out by the City with funds originating from the U. S. Department of Housing and Urban Development. Revenue sources consist of categorical grant funds and transfers of required local matching funds. Budget levels and fund availability are subject to modification to reflect required carry-overs of unexpended year end balances, and may also be reduced by federal action at any time. Although separated for budget presentation purposes, the HUD Housing Programs Fund and the Community Development Fund are combined into a single Special Revenue Fund for financial reporting purposes. It includes the HUD Emergency Grants, Homeowner Grants and HOME/CHDOS Grants.

**DEMAND PERFORMANCE INDICATORS:**

Description	2017 – 2018 Actual	2018 – 2019 Estimated	2019 – 2020 Estimated
CHDO	2	2	2
Reconstruction	5	4	5
Emergency Solutions Grants	4	2	0

**AUTHORIZED PERSONNEL:**

Total Personnel Count	Actual Fiscal Year 2017-2018	Adopted Budget 2018-2019	Adjusted Budget 2018-2019	Budget 2019-2020
Full-Time	1	1	1	1

**CITY OF LAKE CHARLES**  
**FISCAL YEAR 2019 - 2020 ANNUAL BUDGET**

	Actual Fiscal Year 2017 - 2018	Adopted Budget 2018 - 2019	Y-T-D FY 2019 7/31/2019	Projected Actual Results EOY	% Change Adopted '19 from Actual '18	Budget 2019 - 2020	% Change Adopted '19 to '20 Budget
<b>FUND: 126 HUD-HOUSING PROGRAMS</b>							
<b>Revenues:</b>							
Home Program - Federal Funds	\$ 197,456	\$ 356,716	\$ 281,615	\$ 366,392	80.7%	\$ 330,289	-7.4%
HUD Emergency Shelter - State Funds	40,051	51,500	4,463	4,463	28.6%	-	-100.0%
Intergovernmental revenues	237,507	408,216	286,078	370,855	71.9%	330,289	-19.1%
Miscellaneous Revenue	12,525	-	14,232	15,732	-100.0%	-	N/A
Total operating revenues	250,032	408,216	300,310	386,587	63.3%	330,289	-19.1%
<b>Expenditures:</b>							
<b>DEPT: 07 PLANNING &amp; DEVELOPMENT</b>							
<b>DIV: 05 HUD EMERGENCY SHELTER GRANT</b>							
Special Current Charges	40,051	51,500	4,695	4,695	28.6%	-	-100.0%
<b>DIV: 06 HOME OWNER GRANTS</b>							
Salaries/ Wages/ OT	37,270	39,000	31,293	38,868	4.6%	40,500	3.8%
Fringe Benefits	14,154	15,000	15,934	20,168	6.0%	18,000	20.0%
Contractual Services & Projects	190,023	311,509	289,736	348,661	63.9%	460,963	48.0%
Special Current Charges	30,991	-	-	-	-100.0%	-	N/A
Home Owner Grants	272,438	365,509	336,963	407,697	34.2%	519,463	42.1%
<b>DIV: 07 HOME/CHDOS GRANTS</b>							
Contractual Services & Projects	-	61,151	40,271	40,271	N/A	56,621	-7.4%
Total operating expenditures	312,489	478,160	381,929	452,663	53.0%	576,084	20.5%
<b>Other financing sources</b>							
Interfund transfer from General Fund	43,991	69,944	49,251	81,808	59.0%	80,638	15.3%
Total transfers from other funds	43,991	69,944	49,251	81,808	59.0%	80,638	15.3%
Net change in fund balance	(18,466)	-		15,732	100.0%	(165,157)	N/A
Beginning fund balance	192,818	174,352		174,352	-9.6%	190,084	9.0%
Ending fund balance	\$ 174,352	\$ 174,352		\$ 190,084	0.0%	\$ 24,927	-85.7%

**CITY OF LAKE CHARLES  
FISCAL YEAR 2019 – 2020 ANNUAL BUDGET**

---

**FUND:** 122 SUMMER FOOD SERVICE PROGRAM  
**DEPARTMENT:** 09 COMMUNITY SERVICES  
**DIVISION:** 09 SUMMER FOOD SERVICE PROGRAM

**GOAL MISSION STATEMENT:**

This division implements and provides administrative oversight to twenty-plus feeding sites within the City of Lake Charles.

**FUNCTION DESCRIPTION:**

The Summer Food Service Program provides nutritious meals to eligible children 18 years of age or younger or any person over 18 who has been determined by a state education agency or local public educational agency of a state to be mentally or physically handicapped and is enrolled in a public or private nonprofit school program during the summer months when schools are normally closed and the National School Lunch and School Breakfast Programs are not in operation.

**DEMAND PERFORMANCE INDICATORS:**

Description	2017 – 2018 Actual	2018 – 2019 Estimated	2019 – 2020 Estimated
Feeding locations	21	21	21
Meals served	157,776	150,000	160,000

**AUTHORIZED PERSONNEL:**

Temporary employees only are charged to the division.

**CITY OF LAKE CHARLES**  
**FISCAL YEAR 2019 - 2020 ANNUAL BUDGET**

	Actual Fiscal Year 2017 - 2018	Adopted Budget 2018 - 2019	Y-T-D FY 2019 7/31/2019	Projected Actual Results EOY	% Change Adopted '19 from Actual '18	Budget 2019 - 2020	% Change Adopted '19 to '20 Budget
<b>FUND: 122 SUMMER FOOD SERVICE PROGRAM</b>							
<b>Revenues:</b>							
Department of Education	\$ 499,677	\$ 771,401	\$ 277,499	\$ 492,499	54.4%	\$ 693,525	-10.1%
Intergovernmental revenues	499,677	771,401	277,499	492,499	54.4%	693,525	-10.1%
Total operating revenues	499,677	771,401	277,499	492,499	54.4%	693,525	-10.1%
<b>Expenditures:</b>							
<b>DEPT: 09 COMMUNITY SERVICES</b>							
<b>DIV: 09 SUMMER FOOD SERVICE PROGRAM</b>							
Salaries/ Wages/ OT	209,974	210,000	183,088	210,334	0.0%	215,000	2.4%
Fringe Benefits	18,132	20,200	16,440	19,074	11.4%	19,600	-3.0%
General Operating Services	3,604	2,600	1,387	1,637	-27.9%	3,900	50.0%
Insurance - Property, AL, GL, WC	8,833	8,778	6,584	8,778	-0.6%	775	-91.2%
Maintenance & Rentals	21,616	25,650	3,429	15,841	18.7%	20,900	-18.5%
Utilities	1,242	1,400	1,051	1,261	12.7%	1,350	-3.6%
Contractual Services & Projects	29,200	30,000	10,840	23,070	2.7%	30,000	0.0%
General Supplies	180,436	426,273	155,959	186,609	136.2%	357,000	-16.3%
Automotive Supplies & Gasoline	2,475	5,000	1,042	2,492	102.0%	3,500	-30.0%
Materials & Equipment	-	1,000	2,541	2,541	N/A	1,000	0.0%
Special Current Charges	34,956	40,500	31,389	40,639	15.9%	40,500	0.0%
Total operating expenditures	510,468	771,401	413,750	512,276	51.1%	693,525	-10.1%
Net change in fund balance	(10,791)	-		(19,777)	100.0%	-	N/A
Beginning fund balance	187,162	176,371		176,371	-5.8%	156,594	-11.2%
Ending fund balance	\$ 176,371	\$ 176,371		\$ 156,594	0.0%	\$ 156,594	-11.2%

**CITY OF LAKE CHARLES  
FISCAL YEAR 2019 – 2020 ANNUAL BUDGET**

---

**FUND:** 123 AMERICORPS GRANT  
**DEPARTMENT:** 09 COMMUNITY SERVICES  
**DIVISION:** 46 AMERICORPS GRANT 2019-2020

**GOAL MISSION STATEMENT:**

Impact Lake Charles AmeriCorps (ILCA) is a service learning program that gives its members an opportunity to make a positive difference in their lives and the lives of those that they serve. Members of Impact Lake Charles AmeriCorps have an opportunity to assist with meeting the critical needs of our community by educating individuals on various health and safety topics and providing much needed assistance with community service projects.

**FUNCTION DESCRIPTION:**

Impact Lake Charles is supported by a grant from the Corporation for National and Community Service, a federal agency, Volunteer Louisiana in the Office of the Lieutenant Governor Billy Nungesser and the City of Lake Charles.

This program aims to reduce the risk of injury and death by raising awareness, skills and creating good practices in regards to health and safety. Providing education and resources to children and families allows them to make informed decisions regarding their personal safety. Education is provided to 6 Calcasieu Parish Elementary Schools, recreation centers and clients of community partners.

**DEMAND PERFORMANCE INDICATORS:**

Description	2017 – 2018 Actual	2018 – 2019 Estimated	2019 – 2020 Estimated
Members	4 reduced half-time 40 minimum time	5 Reduced Half Time 42 Minimum Time	5 Reduced Half Time 16 Minimum Time
Service projects	50	45	15
Education facilities served	6	7	6

**AUTHORIZED PERSONNEL:**

Total Personnel Count	Actual Fiscal Year 2017-2018	Adopted Budget 2018-2019	Adjusted Budget 2018-2019	Budget 2019-2020
Full-Time	2	2	2	2
Part-Time	1	1	1	1

**CITY OF LAKE CHARLES  
FISCAL YEAR 2019 - 2020 ANNUAL BUDGET**

	Actual Fiscal Year 2017 - 2018	Adopted Budget 2018 - 2019	Y-T-D FY 2019 7/31/2019	Projected Actual Results EOY	% Change Adopted '19 from Actual '18	Budget 2019 - 2020	% Change Adopted '19 to '20 Budget
<b>FUND: 123 AMERICORPS GRANT</b>							
<b>Revenues:</b>							
Department of Treasury-Americorps	\$ 174,181	\$ 150,018	\$ 101,234	\$ 136,768	-13.9%	\$ 79,454	-47.0%
State - Misc Revenue	-	-	-	-	N/A	-	N/A
Intergovernmental revenues	174,181	150,018	101,234	136,768	-13.9%	79,454	-47.0%
Miscellaneous Revenue - General	9,282	-	6,113	6,113	-100.0%	-	N/A
Total operating revenues	183,463	150,018	107,347	142,881	-18.2%	79,454	-47.0%
<b>Expenditures:</b>							
<b>DEPT: 09 COMMUNITY SERVICES</b>							
<b>DIV: AMERICORPS GRANT</b>							
Salaries/ Wages/ OT	187,594	191,700	139,567	170,832	2.2%	146,570	-23.5%
Fringe Benefits	49,331	50,800	36,971	43,709	3.0%	50,300	-1.0%
General Operating Services	9,587	4,452	561	836	-53.6%	3,452	-22.5%
Insurance - Property, AL, GL, WC	19,399	19,399	14,549	19,399	0.0%	410	-97.9%
Rentals	-	-	-	-	N/A	3,144	N/A
Utilities	916	1,680	786	906	83.4%	1,680	0.0%
Contractual Services & Projects	12,663	6,950	2,200	3,125	-45.1%	6,885	-0.9%
General Supplies	13,783	5,976	4,305	6,455	-56.6%	6,276	5.0%
Materials & Equipment	7,104	3,400	1,804	4,304	-52.1%	1,890	-44.4%
Special Current Charges	14,957	3,872	3,106	4,706	-74.1%	2,022	-47.8%
Total operating expenditures	315,334	288,229	203,849	254,272	-8.6%	222,629	-22.8%
<b>Other financing sources</b>							
Interfund transfer from General Fund	131,871	138,211	74,415	111,391	4.8%	143,175	3.6%
Total transfers from other funds	131,871	138,211	74,415	111,391	4.8%	143,175	3.6%
Net change in fund balance	-	-	-	-	N/A	-	N/A
Beginning fund balance	-	-	-	-	N/A	-	N/A
Ending fund balance	\$ -	\$ -	-	\$ -	N/A	\$ -	N/A

**CITY OF LAKE CHARLES  
FISCAL YEAR 2019 – 2020 ANNUAL BUDGET**

---

**FUND:** PUBLIC SAFETY GRANTS  
**DEPARTMENT: 05** POLICE DEPARTMENT  
**DIVISION:** POLICE GRANTS

**GOAL MISSION STATEMENT:**

The presented information covers all law enforcement grants which are individually accounted for in special revenue funds but combined for financial reporting purposes.

**FUNCTION DESCRIPTION:**

A combined budget total is proposed for these grants due to the uncertain frequency, size, and terms of potential grant awards. The City has applied to the Department of Justice, Louisiana Highway Safety Commission, United States Treasury, United States Department of Homeland Security, and Louisiana Commission on Law Enforcement, United States Marshal, Calcasieu Parish District Attorney/LACE (Local Agency Compensation Enforcement) Program, and Calcasieu Parish Sheriff's Office/HIDTA (High Intensity Drug Trafficking Area) for funding of overtime, communications, and other equipment purchases.

**AUTHORIZED PERSONNEL:**

There are no personnel that are directly charged to this division. Various employees' payroll costs are recorded in this division as they are incurred.

**CITY OF LAKE CHARLES  
FISCAL YEAR 2019 - 2020 ANNUAL BUDGET**

	Actual Fiscal Year 2017 - 2018	Adopted Budget 2018 - 2019	Y-T-D FY 2019 7/31/2019	Projected Actual Results EOY	% Change Adopted '19 from Actual '18	Budget 2019 - 2020	% Change Adopted '19 to '20 Budget
<b>PUBLIC SAFETY GRANTS</b>							
<b>Revenues:</b>							
US Dept Justice (Formula Grant)	\$ 13,875	\$ 56,698	\$ 59,811	\$ 120,168	308.6%	\$ 15,000	-73.5%
US Treasury	-	-	-	-	N/A	-	N/A
Dept of Treasury - Homeland Security	22,600	195,273	203,169	203,169	764.0%	268,500	37.5%
Federal Programs	36,475	251,971	262,980	323,337	590.8%	283,500	12.5%
Miscellaneous Reimbursement	95,120	68,400	61,935	79,035	-28.1%	68,400	0.0%
Highway Safety Commission	19,227	30,000	12,446	27,446	56.0%	42,300	41.0%
State Revenue	114,347	98,400	74,381	106,481	-13.9%	110,700	12.5%
Miscellaneous Reimbursement	-	10,000	-	-	N/A	10,000	0.0%
Local Revenue	-	10,000	-	-	N/A	10,000	0.0%
Total operating revenues	150,822	360,371	337,361	429,818	138.9%	404,200	12.2%
<b>Expenditures:</b>							
<b>DEPT: 05 POLICE</b>							
<b>DIV: POLICE GRANTS</b>							
Salaries/ Wages/ OT	119,821	105,000	83,262	115,302	-12.4%	117,300	11.7%
Contractual Services & Projects	-	10,000	-	-	N/A	10,000	0.0%
Automotive Supplies & Gasoline	8,400	8,400	6,300	8,400	0.0%	8,400	0.0%
Materials & Equipment	4,908	-	26,026	84,343	-100.0%	-	N/A
Major Acquisitions & Improvements	17,693	302,063	297,132	297,132	1607.2%	268,500	-11.1%
Special Current Charges	-	-	-	-	N/A	-	N/A
Total Police Grants	150,822	425,463	412,720	505,177	182.1%	404,200	-5.0%
Total operating expenditures	150,822	425,463	412,720	505,177	182.1%	404,200	-5.0%
<b>Other financing sources</b>							
Interfund transfer from General Fund	-	65,092	-	75,359	N/A	-	-100.0%
Total transfers from other funds	-	65,092	-	75,359	N/A	-	-100.0%
Net change in fund balance	-	-	-	-	N/A	-	N/A
Beginning fund balance	20,642	20,642		20,642	0.0%	20,642	0.0%
Ending fund balance	\$ 20,642	\$ 20,642		\$ 20,642	0.0%	\$ 20,642	0.0%

**CITY OF LAKE CHARLES  
FISCAL YEAR 2019 – 2020 ANNUAL BUDGET**

---

**FUND:** 131 D.A.R.E. GRANT  
**DEPARTMENT:** 05 POLICE  
**DIVISION:** 06 DARE GRANT

**GOAL MISSION STATEMENT:**

To provide Drug Abuse Resistance Education.

**FUNCTION DESCRIPTION:**

The Drug Abuse Resistance Education (D.A.R.E.) Program was a program administered by the Lake Charles Police Department. It was funded entirely by state grant funds and dedicated court costs, and consisted principally of D.A.R.E. educational supplies and the reimbursement of personnel costs.

Although funding is received from the District Court office, this program has not been active by the City Police Department since fiscal years 2012-2013.

**AUTHORIZED PERSONNEL:**

There are no personnel that are directly charged to this division. Various employees' payroll costs are recorded in this division as they are incurred.

**CITY OF LAKE CHARLES  
FISCAL YEAR 2019 - 2020 ANNUAL BUDGET**

	Actual Fiscal Year 2017 - 2018	Adopted Budget 2018 - 2019	Y-T-D FY 2019 7/31/2019	Projected Actual Results EOY	% Change Adopted '19 from Actual '18	Budget 2019 - 2020	% Change Adopted '19 to '20 Budget
<b>FUND: 131 D.A.R.E. GRANT</b>							
<b>Revenues:</b>							
Miscellaneous Local Revenue	\$ 16,134	\$ -	\$ 11,470	\$ 13,870	-100.0%	\$ -	N/A
Intergovernmental revenue	16,134	-	11,470	13,870	-100.0%	-	N/A
Interest earnings	3,652	-	4,403	5,753	-100.0%	-	N/A
Use of money and property	3,652	-	4,403	5,753	-100.0%	-	N/A
Total operating revenues	19,786	-	15,873	19,623	-100.0%	-	N/A
<b>Expenditures:</b>							
<b>DEPT: 05 POLICE</b>							
<b>DIV: 06 DARE GRANT</b>							
General Supplies	-	-	-	-	N/A	-	N/A
Total operating expenditures	-	-	-	-	N/A	-	N/A
Net change in fund balance	19,786	-		19,623	-100.0%	-	N/A
Beginning fund balance	207,051	226,837		226,837	9.6%	246,460	8.7%
Ending fund balance	<u>\$ 226,837</u>	<u>\$ 226,837</u>		<u>\$ 246,460</u>	0.0%	<u>\$ 246,460</u>	8.7%

**CITY OF LAKE CHARLES  
FISCAL YEAR 2019 – 2020 ANNUAL BUDGET**

---

**FUND:** 133 COPS HIRING GRANT  
**DEPARTMENT:** 05 POLICE  
**DIVISION:** 45 COPS HIRING GRANT 2014

**GOAL MISSION STATEMENT:**

**FUNCTION DESCRIPTION:**

The COPS funding from the United States Department of Justice is designed to facilitate local law enforcement agencies with their Community Policing efforts. While many different programs fall under the umbrella of the COPS program, the City of Lake Charles grant participation is directly related to hiring new police officers. We have been awarded seven (7) positions to be funded at 25 percent match. The grant will cover personnel cost through August 2020.

**AUTHORIZED PERSONNEL:**

Total Personnel Count	Actual Fiscal Year 2017-2018	Adopted Budget 2018-2019	Adjusted Budget 2018-2019	Budget 2019-2020
Full-Time	9	7	7	7

**CITY OF LAKE CHARLES  
FISCAL YEAR 2019 - 2020 ANNUAL BUDGET**

	Actual Fiscal Year 2017 - 2018	Adopted Budget 2018 - 2019	Y-T-D FY 2019 7/31/2019	Projected Actual Results EOY	% Change Adopted '19 from Actual '18	Budget 2019 - 2020	% Change Adopted '19 to '20 Budget
<b>FUND: 133 COPS HIRING GRANT</b>							
<b>Revenues:</b>							
US Dept Justice Hiring Grant	\$ 166,649	\$ 356,625	\$ 174,180	\$ 212,760	114.0%	\$ 357,825	0.3%
Intergovernmental revenue	166,649	356,625	174,180	212,760	114.0%	357,825	0.3%
Total operating revenues	166,649	356,625	174,180	212,760	114.0%	357,825	0.3%
<b>Expenditures:</b>							
<b>DEPT: 05 POLICE</b>							
<b>DIV: 25 COPS HIRING GRANT 2011</b>							
Salaries/ Wages/ OT	97,067	-	-	-	-100.0%	-	N/A
Fringe Benefits	52,937	-	-	-	-100.0%	-	N/A
Materials & Equipment	800	-	-	-	-100.0%	-	N/A
Special Current Charges	35	-	-	-	-100.0%	-	N/A
Cops Hiring Grant 2011	150,839	-	-	-	-100.0%	-	N/A
<b>DEPT: 05 POLICE</b>							
<b>DIV: 45 COPS HIRING GRANT 2014</b>							
Salaries/ Wages/ OT	143,871	316,500	155,220	190,420	120.0%	311,200	-1.7%
Fringe Benefits	77,317	158,500	76,657	92,647	105.0%	165,400	4.4%
Special Current Charges	1,010	500	363	613	-50.5%	500	0.0%
Cops Hiring Grant 2014	222,198	475,500	232,240	283,680	114.0%	477,100	0.3%
Total operating expenditures	373,037	475,500	232,240	283,680	27.5%	477,100	0.3%
<b>Other financing sources</b>							
Interfund transfer from General Fund	325,839	-	-	175,000	-100.0%	-	N/A
Total transfers from other funds	325,839	-	-	175,000	-100.0%	-	N/A
Net change in fund balance	119,451	(118,875)		104,080	-199.5%	(119,275)	-0.3%
Beginning fund balance	374,783	494,234		494,234	31.9%	598,314	21.1%
Ending fund balance	\$ 494,234	\$ 375,359		\$ 598,314	-24.1%	\$ 479,039	27.6%

**CITY OF LAKE CHARLES  
FISCAL YEAR 2019 – 2020 ANNUAL BUDGET**

---

**FUND:** DISASTER RECOVERY FUND  
**DEPARTMENT:** PUBLIC ASSISTANCE  
**DIVISION:** DISASTER FUND

**GOAL MISSION STATEMENT:**

**FUNCTION DESCRIPTION:**

This fund was initially established to account for recovery and repair costs resulting from Hurricane Rita, and it will continue to be used to fund any future disasters. Fund balance reserves are retained in this fund for use during any future disaster.

Also included in the current and proposed budgets are the revenues and expenditures for Hazard Mitigation Grants for a Home Elevation Program to mitigate repetitive loss due to flooding. Several properties have been identified and approved. Grant funds will be reauthorized as needed until all homes are completed. The City does not incur any cost for this program.

**AUTHORIZED PERSONNEL:**

There are no personnel that are directly charged to this division.

**CITY OF LAKE CHARLES  
FISCAL YEAR 2019 - 2020 ANNUAL BUDGET**

	Actual Fiscal Year 2017 - 2018	Adopted Budget 2018 - 2019	Y-T-D FY 2019 7/31/2019	Projected Actual Results EOY	% Change Adopted '19 from Actual '18	Budget 2019 - 2020	% Change Adopted '19 to '20 Budget
<b>DISASTER RECOVERY FUNDS</b>							
<b>Revenues:</b>							
Dept of Treasury - Homeland Security	\$ 10,926	\$ -	\$ 10,179	\$ 10,179	-100.0%	\$ -	N/A
Dept of Military Affairs	-	1,184,179	-	-	N/A	1,184,179	0.0%
CDBG-Ike/Gustav Recovery funds	-	-	-	-	N/A	-	N/A
Intergovernmental revenue	10,926	1,184,179	10,179	10,179	10738.2%	1,184,179	0.0%
Interest earnings	-	-	-	-	N/A	-	N/A
Miscellaneous revenue	1,576	394,726	-	-	24946.1%	394,726	0.0%
Use of money and property	1,576	394,726	-	-	24946.1%	394,726	0.0%
Total operating revenue	12,502	1,578,905	10,179	10,179	12529.2%	1,578,905	0.0%
<b>Expenditures:</b>							
<b>DEPT: PUBLIC ASSISTANCE</b>							
<b>DIV: DISASTER FUND</b>							
Salaries & fringe benefits	73,748	-	-	-	-100.0%	-	N/A
Public Assistance	73,748	-	-	-	-100.0%	-	N/A
<b>HAZARD MITIGATION PROGRAM</b>							
Contractual Services & Projects	12,524	1,578,905	-	-	12507.0%	1,578,905	0.0%
Hazard Mitigation Program	12,524	1,578,905	-	-	12507.0%	1,578,905	0.0%
Total operating expenditures	86,272	1,578,905	-	-	1730.1%	1,578,905	0.0%
<b>Other financing sources (uses)</b>							
Interfund transfer from General Fund	-	-	-	-	N/A	-	N/A
Interfund transfer to Capital Projects Fund	-	-	-	-	N/A	-	N/A
Total transfers from other funds	-	-	-	-	N/A	-	N/A
Net change in fund balance	(73,770)	-		10,179	100.0%	-	N/A
Beginning fund balance	3,023,866	2,950,096		2,950,096	-2.4%	2,960,275	0.3%
Ending fund balance	\$ 2,950,096	\$ 2,950,096		\$ 2,960,275	0.0%	\$ 2,960,275	0.3%

**CITY OF LAKE CHARLES  
FISCAL YEAR 2019 – 2020 ANNUAL BUDGET**

---

**FUND:** 120 FACILITY RENEWAL FUND  
**DEPARTMENT:** 21 TRANSFERS  
**DIVISION:** 02 CAPITAL TRANSFERS

**GOAL MISSION STATEMENT:**

**FUNCTION DESCRIPTION:**

This fund was established in fiscal year 1997 with an initial transfer of \$1.6 million which was previously accumulated as a reserve from Riverboat Gaming revenues. The purpose of this fund is to accumulate resources for future repairs and replacement of the City's public facilities. As capital project funding is reduced, this fund will be considered when major repairs and improvements are needed for City facilities.

**AUTHORIZED PERSONNEL:**

There are no personnel that are charged to this division.

**CITY OF LAKE CHARLES  
FISCAL YEAR 2019 - 2020 ANNUAL BUDGET**

	Actual Fiscal Year 2017 - 2018	Adopted Budget 2018 - 2019	Y-T-D FY 2019 7/31/2019	Projected Actual Results EOY	% Change Adopted '19 from Actual '18	Budget 2019 - 2020	% Change Adopted '19 to '20 Budget
<b>FUND: 120 FACILITY RENEWAL FUND</b>							
<b>Revenues:</b>							
Interest earnings	\$ 51,219	\$ 28,000	\$ 56,903	\$ 68,903	-45.3%	\$ 30,000	7.1%
Use of money and property	51,219	28,000	56,903	68,903	-45.3%	30,000	7.1%
Total operating revenues	51,219	28,000	56,903	68,903	-45.3%	30,000	7.1%
<b>Other financing uses</b>							
<b>DEPT: 21 TRANSFERS</b>							
<b>DIV: 01 TRANSFERS</b>							
Interfund transfers - Capital Project Fund	350,000	-	-	-	-100.0%	650,000	N/A
Total transfers to other funds	350,000	-	-	-	-100.0%	650,000	N/A
Transfers from other funds	125,000	-	-	-	-100.0%	-	N/A
Net change in fund balance	(173,781)	28,000		68,903	116.1%	(620,000)	-2314.3%
Beginning fund balance	3,202,613	3,028,832		3,028,832	-5.4%	3,097,735	2.3%
Ending fund balance	<u>\$ 3,028,832</u>	<u>\$ 3,056,832</u>		<u>\$ 3,097,735</u>	0.9%	<u>\$ 2,477,735</u>	-18.9%

**CITY OF LAKE CHARLES  
FISCAL YEAR 2018 – 2019 ANNUAL BUDGET**

---

**FUND: 141 MORGANFIELD ECONOMIC DEVELOPMENT DISTRICT**  
**DEPARTMENT: 10 GENERAL SERVICES**  
**DIVISION: 14 MISCELLANEOUS**

**FUNCTION DESCRIPTION:**

State law authorizes the City of Lake Charles to create special economic development districts and political subdivisions of the State to be designated by an ordinance which shall designate the boundaries of the district. The district may levy new sales taxes that can be used to fund a portion of the costs of an economic development project within the defined district.

Pursuant to this state statute, the MorganField Economic Development District was created by Ordinance 17866, adopted June 7, 2018 by the Lake Charles City Council.

The owners of the property within the district are developing the project as identified as property within the district as a mixed use project, which includes a Traditional Neighborhood Development, other residential communities and commercial developments within the MorganField development generally consisting of residential units, office, commercial space, civic and institutional space and open space.

The District is empowered to levy ad valorem taxes, sales taxes or hotel occupancy taxes within the District up to five mills of ad valorem taxes, up to two percent (2%) of sales taxes, or up to two percent (2%) of hotel occupancy taxes, or any combination of such taxes, above and in addition to any other ad valorem taxes, sales taxes, or hotel occupancy taxes, or combination of such taxes, then in existence or permitted to be in existence in the EDD District

Owners of the property within the district requested that the Board of the MorganField District authorize (a) the levy of one (1%) percent of sales and use taxes upon the sale at retail, the use, the lease or rental, the consumption and storage for use or consumption of tangible personal property and on sales of services in the MorganField District and one (1%) percent of hotel occupancy taxes within the MorganField District commencing January 1, 2018; and (b) the pledge and the disbursement of the new tax for the benefit of the Owners in completing operating the project..

Any funds collected by the City as a result of the new tax will be dedicated to the MorganField Economic Development District to assist in the construction, development and operation of the project.

**AUTHORIZED PERSONNEL:**

There are no personnel that are charged to this division.

**CITY OF LAKE CHARLES  
FISCAL YEAR 2019 - 2020 ANNUAL BUDGET**

	Actual Fiscal Year 2017 - 2018	Adopted Budget 2018 - 2019	Y-T-D FY 2019 7/31/2019	Projected Actual Results EOY	% Change Adopted '19 from Actual '18	Budget 2019 - 2020	% Change Adopted '19 to '20 Budget
<b>FUND: 141 MORGANFIELD ECONOMIC DEVELOPMENT DISTRICT</b>							
<b>Revenues:</b>							
Sales tax	\$ 1,213	\$ 1,000	\$ 11,714	\$ 17,714	-17.6%	\$ 15,000	1400.0%
Taxes and special assessments	1,213	1,000	11,714	17,714	-17.6%	15,000	1400.0%
Total operating revenues	1,213	1,000	11,714	17,714	-17.6%	15,000	1400.0%
<b>Expenditures:</b>							
<b>DEPT: 10 GENERAL SERVICES</b>							
<b>DIV: 14 MISCELLANEOUS</b>							
Special Activities and Programs	10,335	-	7,990	7,990	-100.0%	500	N/A
Total operating expenditures	10,335	-	7,990	7,990	-100.0%	500	N/A
Net change in fund balance	(9,122)	1,000		9,724	111.0%	14,500	1350.0%
Beginning fund balance	-	(9,122)		(9,122)	N/A	602	106.6%
Ending fund balance	\$ (9,122)	\$ (8,122)		\$ 602	11.0%	\$ 15,102	285.9%

**CITY OF LAKE CHARLES**  
**FISCAL YEAR 2018 – 2019 ANNUAL BUDGET**

---

**FUND:** 142 LAKEFRONT ECONOMIC DEVELOPMENT DISTRICT  
**DEPARTMENT:** 10 GENERAL SERVICES  
**DIVISION:** 14 MISCELLANEOUS

**FUNCTION DESCRIPTION:**

State law authorizes the City of Lake Charles to create special economic development districts and political subdivisions of the State to be designated by an ordinance which shall designate the boundaries of the district. The district may levy new sales taxes that can be used to fund a portion of the costs of an economic development project within the defined district.

Pursuant to this state statute, the Lakefront Economic Development District was created by Ordinance 18188, adopted June 20, 2018 by the Lake Charles City Council. As provided by the Act, the governing body of the District is the City Council.

The economic development district has the power to levy ad valorem taxes, sales taxes, or hotel occupancy taxes within the district up to five mills of ad valorem taxes, up to two percent of sales taxes, or up to two percent of hotel occupancy taxes, or any combination of such taxes, above and in addition to any other ad valorem taxes, sales taxes, or hotel occupancy taxes, or combination of such taxes, then in existence or permitted to be in existence within the district.

The District, in cooperation with the executive branch of the City, are developing and formulating economic development plans to be presented to the District for approval. Such economic development plans may include financial incentives to public or private entities for projects in the District that utilize (i) revenues of sales taxes and/or hotel occupancy taxes levied by the District, (ii) lawfully available sales tax revenues provided by the City of Lake Charles, and (iii) any other funds, whether public or private, that may be available for such purposes.

Pursuant to state law, a special trust fund titled "Lakefront Economic Development District Trust Fund" (the "Trust Fund") was created for the purpose of paying costs in connection with economic development projects as defined in *La.R.S. 33:9038.34(M)* and *La.R.S. 33:9038.36*. The Fund was established by the Chief Financial Officer of the City and is maintained as a separate fund, apart from other funds and accounts of the City or other entities, and shall be used strictly for the purposes set forth in the Act.

**AUTHORIZED PERSONNEL:**

There are no personnel that are charged to this division.

**CITY OF LAKE CHARLES  
FISCAL YEAR 2019 - 2020 ANNUAL BUDGET**

	Actual Fiscal Year 2017 - 2018	Adopted Budget 2018 - 2019	Y-T-D FY 2019 7/31/2019	Projected Actual Results EOY	% Change Adopted '19 from Actual '18	Budget 2019 - 2020	% Change Adopted '19 to '20 Budget
<b>FUND: 142 LAKEFRONT ECONOMIC DEVELOPMENT DISTRICT</b>							
<b>Revenues:</b>							
Sales tax	\$ -	\$ 15,000	\$ 15,096	\$ 18,696	N/A	\$ 20,000	33.3%
Taxes and special assessments	-	15,000	15,096	18,696	N/A	20,000	33.3%
Interest earnings	-	-	53	53	N/A	-	N/A
Use of money and property	-	-	53	53	N/A	-	N/A
Total operating revenues	-	15,000	15,149	18,749	N/A	20,000	33.3%
<b>Expenditures:</b>							
<b>DEPT: 10 GENERAL SERVICES</b>							
<b>DIV: 14 MISCELLANEOUS</b>							
Special Activities and Programs	-	10,000	5,078	5,078	N/A	500	-95.0%
Total operating expenditures	-	10,000	5,078	5,078	N/A	500	-95.0%
Net change in fund balance	-	5,000		13,671	N/A	19,500	290.0%
Beginning fund balance	-	-		-	N/A	13,671	N/A
Ending fund balance	\$ -	\$ 5,000		\$ 13,671	N/A	\$ 33,171	563.4%

THIS PAGE INTENTIONALLY LEFT BLANK



# **DEBT SERVICE**

**Debt Service Funds account for the accumulation of resources for, and the retirement of, general long-term debt principal and interest.**

**CITY OF LAKE CHARLES**  
**FISCAL YEAR 2019 - 2020 ANNUAL BUDGET**

**DEBT SERVICE SUMMARY**

	<b>Sewer Bond</b>	<b>2015 \$15.825M Public Improvement Refunding Bond</b>	<b>2010 \$45M Public Improvement Bond</b>
<b>Revenues:</b>			
Intergovernmental	\$ -	\$ -	\$ -
Use of money and property	5,000	5,000	5,000
Total operating revenues	<u>5,000</u>	<u>5,000</u>	<u>5,000</u>
<b>Expenditures:</b>			
Debt service principal	1,680,000	165,000	2,315,000
Debt service interest & fiscal charge	139,400	412,625	119,750
Total operating expenditures	<u>1,819,400</u>	<u>577,625</u>	<u>2,434,750</u>
<b>Other financing sources:</b>			
Transfers from other funds	1,700,000	585,000	2,434,800
Total transfers	<u>1,700,000</u>	<u>585,000</u>	<u>2,434,800</u>
Net Income (loss)	<u>\$ (114,400)</u>	<u>\$ 12,375</u>	<u>\$ 5,050</u>
Adopted ending fund balance	\$ 280,616	\$ 860,385	\$ 1,085,282
Fund balance (used) added operations	<u>(114,400)</u>	<u>12,375</u>	<u>5,050</u>
Ending fund balance	\$ 166,216	\$ 872,760	\$ 1,090,332

<b>2017 \$24M Public Improvement Refunding Bond</b>	<b>2011 \$21M Wastewater DEQ Loan</b>	<b>School Board Sales Tax Dist 3</b>	<b>2011 \$3M City Court CPPTA</b>	<b>Total</b>
\$ -	\$ -	\$ -	\$ 182,500	\$ 182,500
2,000	15,000	-	-	32,000
2,000	15,000	-	182,500	214,500
1,715,000	1,024,000	300,000	140,000	7,339,000
1,130,350	155,400	-	42,500	2,000,025
2,845,350	1,179,400	300,000	182,500	9,339,025
2,842,900	1,200,000	300,000	-	9,062,700
2,842,900	1,200,000	300,000	-	9,062,700
\$ (450)	\$ 35,600	\$ -	\$ -	\$ (61,825)
\$ 312,947	\$ 2,404,989	\$ -	\$ 117,068	\$ 5,061,287
(450)	35,600	-	-	(61,825)
\$ 312,497	\$ 2,440,589	\$ -	\$ 117,068	\$ 4,999,462

**CITY OF LAKE CHARLES  
FISCAL YEAR 2019 – 2020 ANNUAL BUDGET**

---

**FUND:** 210 LCDA SEWER BONDS  
**DEPARTMENT:** 16 OTHER DEBT  
**DIVISION:** 01 OTHER DEBT

**GOAL MISSION STATEMENT:**

**FUNCTION DESCRIPTION:**

Part of the City's long-term debt, the \$17,735,000 proceeds of the Series 2009 Revenue Refunding Bonds, were used by the City to refund the Revenue Bonds-Capital Projects and Equipment Acquisition Program Series 2003A Bonds (the "Refunded Bonds"). Those bonds were originally issued in the amount of \$25,000,000 for the purpose of funding the construction, acquisition and installation of the City's wastewater treatment facility improvements. Amounts due for the Refunding Bonds will range from \$1,270,000 to \$1,750,000 through 2021 with interest rates ranging from 2 percent to 4 percent. The current debt as of August 1, 2019 is \$3,430,000.

**AUTHORIZED PERSONNEL:**

There are no personnel that are charged to this division

**CITY OF LAKE CHARLES**  
**FISCAL YEAR 2019 - 2020 ANNUAL BUDGET**

	Actual Fiscal Year 2017 - 2018	Adopted Budget 2018 - 2019	Y-T-D FY 2019 7/31/2019	% Change Adopted ' 19 from Actual '18	Budget 2019 - 2020	% Change Adopted '19 to '20 Budget
<b>FUND: 210 SEWER BOND FUND</b>						
<b>Revenues:</b>						
Interest on investments	\$ 403	\$ -	\$ 464	-100.0%	\$ -	N/A
Interest on demand deposit accounts	6,326	3,000	12,639	-52.6%	5,000	66.7%
Total operating revenues	6,729	3,000	13,103	-55.4%	5,000	66.7%
<b>Expenditures:</b>						
<b>DEPT: 16 OTHER DEBT</b>						
<b>DIV: 01 OTHER DEBT</b>						
Principal payment	1,555,000	1,615,000	1,615,000	3.9%	1,680,000	4.0%
Interest payment	264,000	201,800	201,800	-23.6%	137,200	-32.0%
Fiscal agent fees	2,200	2,200	2,200	0.0%	2,200	0.0%
Total expenditures	1,821,200	1,819,000	1,819,000	-0.1%	1,819,400	0.0%
<b>Other financing sources:</b>						
Interfund transfers from Wastewater Fund	1,670,000	1,690,000	1,690,000	1.2%	1,700,000	0.6%
Total transfers from other funds	1,670,000	1,690,000	1,690,000	1.2%	1,700,000	0.6%
Net change in fund balance	(144,471)	(126,000)			(114,400)	9.2%
Beginning fund balance	551,087	406,616			280,616	-31.0%
Ending fund balance	\$ 406,616	\$ 280,616			\$ 166,216	-40.8%

**CITY OF LAKE CHARLES  
FISCAL YEAR 2019 – 2020 ANNUAL BUDGET**

---

**FUND:** 212 2007 \$35M LCDA PUBLIC IMPROVEMENT BONDS  
**DEPARTMENT:** 16 OTHER DEBT  
**DIVISION:** 01 OTHER DEBT

**GOAL MISSION STATEMENT:**

**FUNCTION DESCRIPTION:**

This issue is the first (or one of two issues) issue authorized as part of a \$90,000,000 bond issue approved in 2006. The purpose of this issue of Louisiana Local Government Environmental Facilities and Community Development Authority Revenue Bonds Series 2007 for \$35,000,000 was for the acquiring, constructing, or improvement of streets and roads, parks and recreation facilities, water and wastewater systems, downtown and/or lakefront development infrastructure and economic development facilities within the City. It is due in annual amounts of \$1,110,000 to \$2,115,000 through 2023 with an interest rate of 4 percent. The revised current debt as of August 1, 2019 is \$0. The City refunded the remaining outstanding bonds May 24, 2017.

**AUTHORIZED PERSONNEL:**

There are no personnel that are charged to this division

**CITY OF LAKE CHARLES**  
**FISCAL YEAR 2019 - 2020 ANNUAL BUDGET**

	Actual Fiscal Year 2017 - 2018	Adopted Budget 2018 - 2019	Y-T-D FY 2019 7/31/2019	% Change Adopted ' 19 from Actual '18	Budget 2019 - 2020	% Change Adopted '19 to '20 Budget
<b>FUND: 212 2007 \$35M PUBLIC IMPROVEMENT BONDS</b>						
<b>Revenues:</b>						
Interest on demand deposit accounts	\$ 136	\$ -	\$ -	-100.0%	\$ -	N/A
Interest earnings	136	-	-	-100.0%	-	N/A
Total operating revenues	136	-	-	-100.0%	-	N/A
<b>Other financing sources (uses):</b>						
Interfund transfers to other DS Fund	(26,633)	-	-	100.0%	-	N/A
Total transfers from other funds	(26,633)	-	-	100.0%	-	N/A
Net change in fund balance	(26,497)	-	-		-	N/A
Beginning fund balance	26,497	-	-		-	N/A
Ending fund balance	\$ -	\$ -	\$ -		\$ -	N/A

**CITY OF LAKE CHARLES  
FISCAL YEAR 2019 – 2020 ANNUAL BUDGET**

---

**FUND:** 213 2014 \$15.825M REFUNDING PUBLIC IMPROVEMENT BONDS  
**DEPARTMENT:** 16 OTHER DEBT  
**DIVISION:** 01 OTHER DEBT

**GOAL MISSION STATEMENT:**

**FUNCTION DESCRIPTION:**

The proceeds of the Series 2014 Bonds are to be used for the purpose of (i) advance refunding the LCDA's \$34,480,000 Revenue Bonds (City of Lake Charles Public Improvement Projects) Series 2007 maturing May 1, 2018; May 1, 2019, May 1, 2022; May 1, 2024; and May 1, 2027; and (II); paying the costs of issuance of the Series 2014 Bonds. The Series 2007 Bonds were issued for the purpose of providing funds to the City to (i) acquire, construct, or improve streets and roads, parks and recreational facilities, water and waste water systems, downtown and/or lakefront development infrastructure and economic development facilities within the City and pursuant to cooperative endeavor agreements with Calcasieu Parish; (ii) purchase a reserve fund surety bond; and (iii) pay the costs of issuance of the Series 2007 Bonds, including the premium for a bond insurance policy insuring the Series 2007 Bonds. The current debt as of August 1, 2019 is \$11,925,000 with interest rates of 4 percent to 3 percent.

**AUTHORIZED PERSONNEL:**

There are no personnel that are charged to this division

**CITY OF LAKE CHARLES**  
**FISCAL YEAR 2019 - 2020 ANNUAL BUDGET**

	Actual Fiscal Year 2017 - 2018	Adopted Budget 2018 - 2019	Y-T-D FY 2019 7/31/2019	% Change Adopted ' 19 from Actual '18	Budget 2019 - 2020	% Change Adopted '19 to '20 Budget
<b>FUND: 213 2014 \$15.825M REFUNDING PUBLIC IMPROVEMENT BONDS</b>						
<b>Revenues:</b>						
Interest on demand deposit accounts	\$ 8,832	\$ 2,000	\$ 22,462	-77.4%	\$ 5,000	150.0%
Total operating revenues	8,832	2,000	22,462	-77.4%	5,000	150.0%
<b>Expenditures:</b>						
<b>DEPT: 16 OTHER DEBT</b>						
<b>DIV: 01 OTHER DEBT</b>						
Principal payment	1,720,000	1,785,000	1,785,000	3.8%	165,000	-90.8%
Interest payment	566,675	497,880	497,875	-12.1%	408,625	-17.9%
Fiscal agent fees	2,750	4,000	2,750	45.5%	4,000	0.0%
Total expenditures	2,289,425	2,286,880	2,285,625	-0.1%	577,625	-74.7%
<b>Other financing sources:</b>						
Interfund transfers from Wastewater Fund	500,000	500,000	500,000	0.0%	500,000	0.0%
Interfund transfers from Riverboat Fund	1,078,000	1,047,000	1,047,000	-2.9%	50,000	-95.2%
Interfund transfers from Capital Project Fund	712,680	739,880	739,880	3.8%	35,000	-95.3%
Interfund transfer from other DS fund	26,633	-	-	-100.0%	-	N/A
Total transfers from other funds	2,317,313	2,286,880	2,286,880	-1.3%	585,000	-74.4%
Net change in fund balance	36,720	2,000			12,375	518.8%
Beginning fund balance	821,665	858,385			860,385	0.2%
Ending fund balance	\$ 858,385	\$ 860,385			\$ 872,760	1.4%

**CITY OF LAKE CHARLES  
FISCAL YEAR 2019 – 2020 ANNUAL BUDGET**

---

**FUND:** 214 2010 \$40M LCDA PUBLIC IMPROVEMENT BONDS  
**DEPARTMENT:** 16 OTHER DEBT  
**DIVISION:** 01 OTHER DEBT

**GOAL MISSION STATEMENT:**

**FUNCTION DESCRIPTION:**

This issue is the second (two of two issues) issue authorized as part of a \$90,000,000 bond issue approved in 2006. The proceeds of this Louisiana Local Government Environmental Facilities and Community Development Authority Revenue Bonds Series 2010 for \$40,000,000 will provide phase two funding for the purpose of acquiring, constructing, or improving streets and roads, parks and recreational facilities, water and wastewater systems, downtown and/or lakefront development infrastructure and economic development facilities within the City. It is due in amounts of \$1,575,000 to \$3,200,000 through 2027, and interest rates range from 2 percent to 4.125 percent. The City refunded all bonds except for the years 2018, 2019, 2020 and the current debt as of August 1, 2019 is \$2,315,000.

**AUTHORIZED PERSONNEL:**

There are no personnel that are charged to this division.

**CITY OF LAKE CHARLES**  
**FISCAL YEAR 2019 - 2020 ANNUAL BUDGET**

	Actual Fiscal Year 2017 - 2018	Adopted Budget 2018 - 2019	Y-T-D FY 2019 7/31/2019	% Change Adopted ' 19 from Actual '18	Budget 2019 - 2020	% Change Adopted '19 to '20 Budget
<b>FUND: 214 2010 \$40M PUBLIC IMPROVEMENT BONDS</b>						
<b>Revenues:</b>						
Interest on demand deposit accounts	\$ 14,657	\$ 3,000	\$ 28,868	-79.5%	\$ 5,000	66.7%
Total operating revenues	14,657	3,000	28,868	-79.5%	5,000	66.7%
<b>Expenditures:</b>						
<b>DEPT: 16 OTHER DEBT</b>						
<b>DIV: 01 OTHER DEBT</b>						
Principal payment	2,135,000	2,235,000	2,235,000	4.7%	2,315,000	3.6%
Interest payment	298,506	202,440	202,431	-32.2%	115,750	-42.8%
Fiscal agent fees	2,500	4,000	2,500	60.0%	4,000	0.0%
Total expenditures	2,436,006	2,441,440	2,439,931	0.2%	2,434,750	-0.3%
<b>Other financing sources:</b>						
Interfund transfers from Riverboat Fund	1,467,395	1,430,530	1,430,530	-2.5%	1,413,400	-1.2%
Interfund transfers from Capital Project Fund	970,111	1,010,905	1,010,910	4.2%	1,021,400	1.0%
Total transfers from other funds	2,437,506	2,441,435	2,441,440	0.2%	2,434,800	-0.3%
Net change in fund balance	16,157	2,995			5,050	68.6%
Beginning fund balance	1,066,130	1,082,287			1,085,282	0.3%
Ending fund balance	<u>\$ 1,082,287</u>	<u>\$ 1,085,282</u>			<u>\$ 1,090,332</u>	0.5%

**CITY OF LAKE CHARLES  
FISCAL YEAR 2019 – 2020 ANNUAL BUDGET**

---

**FUND:** 215 REFUNDING '07 & '10 LCDA BONDS – 2017 \$24M  
**DEPARTMENT:** 16 OTHER DEBT  
**DIVISION:** 01 OTHER DEBT

**GOAL MISSION STATEMENT:**

**FUNCTION DESCRIPTION:**

This issue is the refunding of the remaining balance (\$5,920,000) of 2007 and refunding portions of 2010 outstanding balance (\$19,720,000). The proceeds of this Louisiana Local Government Environmental Facilities and Community Development Authority Revenue Bonds Series will provide phase two funding for the purpose of acquiring, constructing, or improving streets and roads, parks and recreational facilities, water and wastewater systems, downtown and/or lakefront development infrastructure and economic development facilities within the City. The current debt as of August 1, 2019 is \$24,140,000.

**AUTHORIZED PERSONNEL:**

There are no personnel that are charged to this division

**CITY OF LAKE CHARLES**  
**FISCAL YEAR 2019 - 2020 ANNUAL BUDGET**

	Actual Fiscal Year 2017 - 2018	Adopted Budget 2018 - 2019	Y-T-D FY 2019 7/31/2019	% Change Adopted ' 19 from Actual '18	Budget 2019 - 2020	% Change Adopted '19 to '20 Budget
<b>FUND: 215 2017 \$24M REFUNDING PUBLIC IMPROVEMENT BONDS</b>						
<b>Revenues:</b>						
Interest on demand deposit accounts	\$ 2,945	\$ 500	\$ 6,122	-83.0%	\$ 2,000	300.0%
Interest earnings	2,945	500	6,122	-83.0%	2,000	300.0%
Total operating revenues	2,945	500	6,122	-83.0%	2,000	300.0%
<b>Expenditures:</b>						
<b>DEPT: 16 OTHER DEBT</b>						
<b>DIV: 01 OTHER DEBT</b>						
Principal payment	-	-	-	N/A	1,715,000	N/A
Interest payment	1,052,048	1,123,850	1,123,850	6.8%	1,123,850	0.0%
Fiscal agent fees	6,500	4,000	6,500	-38.5%	6,500	62.5%
Total expenditures	1,058,548	1,127,850	1,130,350	6.5%	2,845,350	152.3%
<b>Other financing sources:</b>						
Interfund transfers from Riverboat Fund	634,845	660,850	660,850	4.1%	1,650,300	149.7%
Interfund transfers from Capital Project Fund	419,703	466,380	467,000	11.1%	1,192,600	155.7%
Total transfers from other funds	1,054,548	1,127,230	1,127,850	6.9%	2,842,900	152.2%
Net change in fund balance	(1,055)	(120)			(450)	-275.0%
Beginning fund balance	314,122	313,067			312,947	0.0%
Ending fund balance	\$ 313,067	\$ 312,947			\$ 312,497	-0.1%

**CITY OF LAKE CHARLES  
FISCAL YEAR 2019 – 2020 ANNUAL BUDGET**

---

**FUND:** 216 2011 \$21M DEQ SEWER LOAN  
**DEPARTMENT:** 16 OTHER DEBT  
**DIVISION:** 01 OTHER DEBT

**GOAL MISSION STATEMENT:**

**FUNCTION DESCRIPTION:**

This Department of Environmental Quality \$21,000,000 sewer loan was used for wastewater system improvements. Phase I included improvements to Wastewater Treatment Plant A involving headworks improvements, preliminary treatment improvement, final clarification improvements, digester improvements, electrical system upgrades and automation of process equipment and vales and miscellaneous structural rehabilitation and improvements. Phase II of DEQ spending was for the Rebuild of Wastewater Treatment Plant B/C, with a total cost of \$42 million. The entirety of this loan was drawn down in fiscal year 2018. The first annual interest cost of \$199,500 was due December 1, 2011, and the interest rate per annum is 0.95%. The current debt as of August 1, 2019 is \$15,642,000.

**AUTHORIZED PERSONNEL:**

There are no personnel that are charged to this division.

**CITY OF LAKE CHARLES**  
**FISCAL YEAR 2019 - 2020 ANNUAL BUDGET**

	Actual Fiscal Year 2017 - 2018	Adopted Budget 2018 - 2019	Y-T-D FY 2019 7/31/2019	% Change Adopted ' 19 from Actual '18	Budget 2019 - 2020	% Change Adopted '19 to '20 Budget
<b>FUND: 216 2011 \$21M WASTEWATER DEQ LOAN</b>						
<b>Revenues:</b>						
Interest on demand deposit accounts	\$ 36,190	\$ 5,000	\$ 43,038	-86.2%	\$ 15,000	200.0%
Total operating revenues	36,190	5,000	43,038	-86.2%	15,000	200.0%
<b>Expenditures:</b>						
<b>DEPT: 16 OTHER DEBT</b>						
<b>DIV: 01 OTHER DEBT</b>						
Principal payment	1,005,000	1,024,000	1,014,000	1.9%	1,024,000	0.0%
Interest payment	78,549	70,000	74,898	-10.9%	70,400	0.6%
Administrative fee	87,275	78,000	83,220	-10.6%	85,000	9.0%
Total expenditures	1,170,824	1,172,000	1,172,118	0.1%	1,179,400	0.6%
<b>Other financing sources:</b>						
Interfund transfers from Wastewater Fund	1,153,246	1,200,000	300,000	4.1%	1,200,000	0.0%
Total transfers from other funds	1,153,246	1,200,000	300,000	4.1%	1,200,000	0.0%
Net change in fund balance	18,612	33,000			35,600	7.9%
Beginning fund balance	2,353,377	2,371,989			2,404,989	1.4%
Ending fund balance	<u>\$ 2,371,989</u>	<u>\$ 2,404,989</u>			<u>\$ 2,440,589</u>	1.5%

**CITY OF LAKE CHARLES  
FISCAL YEAR 2019 – 2020 ANNUAL BUDGET**

---

**FUND:** 225 SCHOOL BOARD SALES TAX DISTRICT 3  
**DEPARTMENT:** 16 OTHER DEBT  
**DIVISION:** 01 OTHER DEBT

**GOAL MISSION STATEMENT:**

**FUNCTION DESCRIPTION:**

An October 1, 2001 a cooperative endeavor agreement among the City of Lake Charles, Sales Tax District No. Three of Calcasieu Parish, Louisiana, and Wai-Mart Stores, Inc., was signed to ensure that the Sales Tax District did not sustain a sudden and significant loss of tax revenues as a result of the relocation of the Wai-Mart Super Center to the City of Lake Charles. The District issued its Public School Improvement Sales Tax Revenue Bonds based on a 20 year 1.5 percent sales and use tax for schools and school related facilities to begin October 1, 2000. Since the acquisition and construction of the new Wai-Mart in the City would result in the closure of the existing Wal-Mart facility within the District, there would therefore be a loss of revenue. Therefore, the agreement was done to replace the loss of sales tax revenues occasioned by the closure of the existing Wal-Mart store and the potential financial difficulties relative to the District's bonds arising from the closure of the existing Wal-Mart located in the District. It was therefore agreed to have the City of Lake Charles remit to the Sales Tax District an amount equal to 25 percent of the sales taxes collected for Wal-Mart attributable to this project, not to exceed \$350,000 in any one calendar year. The City would not be liable for payments after November 23, 2020 (which follows the expiration of the Sales Tax District's 1.5 percent tax). The current debt as of August 1, 2019 is \$264,492.

**AUTHORIZED PERSONNEL:**

There are no personnel that are charged to this division.

**CITY OF LAKE CHARLES**  
**FISCAL YEAR 2019 - 2020 ANNUAL BUDGET**

	Actual Fiscal Year 2017 - 2018	Adopted Budget 2018 - 2019	Y-T-D FY 2019 7/31/2019	% Change Adopted ' 19 from Actual '18	Budget 2019 - 2020	% Change Adopted '19 to '20 Budget
<b>FUND: 225 SCHOOL BOARD SALES TAX DIST 3</b>						
<b>Expenditures:</b>						
<b>DEPT: 16 OTHER DEBT</b>						
<b>DIV: 01 OTHER DEBT</b>						
Principal payment	\$ 293,190	\$ 350,000	\$ 204,423	19.4%	\$ 300,000	-14.3%
Total expenditures	293,190	350,000	204,423	19.4%	300,000	-14.3%
<b>Other financing sources:</b>						
Interfund transfers from General Fund	293,190	350,000	204,423	19.4%	300,000	-14.3%
Total transfers from other funds	293,190	350,000	204,423	19.4%	300,000	-14.3%
Net change in fund balance	-	-			-	N/A
Beginning fund balance	-	-			-	N/A
Ending fund balance	\$ -	\$ -			\$ -	N/A

**CITY OF LAKE CHARLES  
FISCAL YEAR 2019 – 2020 ANNUAL BUDGET**

---

**FUND:** 232 2011 \$3M CPPTA CITY COURT COMPLEX  
**DEPARTMENT:** 16 OTHER DEBT  
**DIVISION:** 01 OTHER DEBT

**GOAL MISSION STATEMENT:**

**FUNCTION DESCRIPTION:**

The Series 2011 Calcasieu Parish Public Trust Authority Revenue Bonds (Lake Charles City Court Project) are for the purpose of financing the acquisition and construction of a new Lake Charles City Court/Ward Three Judicial Complex ("City Court") and infrastructure improvements, including all furniture, fixtures, equipment, and other improvements incidental or necessary in connection therewith, to be located at 100 Mill Street, Lake Charles, Louisiana. An early payment in the amount of \$1,000,000 was made by City Court in December 2018. The new payment amounts through 2027 will range from \$15,000 to \$175,000 with an interest rate of 3.783 percent. The current debt as of August 1, 2019 is \$1,105,000.

**AUTHORIZED PERSONNEL:**

There are no personnel that are charged to this division.

**CITY OF LAKE CHARLES**  
**FISCAL YEAR 2019 - 2020 ANNUAL BUDGET**

	Actual Fiscal Year 2017 - 2018	Adopted Budget 2018 - 2019	Y-T-D FY 2019 7/31/2019	% Change Adopted ' 19 from Actual '18	Budget 2019 - 2020	% Change Adopted '19 to '20 Budget
<b>FUND: 232 2011 \$3M CITY COURT CPPTA</b>						
<b>Revenues:</b>						
City Court building fund	\$ 216,982	\$ 212,100	\$ 1,059,157	-2.2%	\$ 182,500	-14.0%
Intergovernmental revenue	216,982	212,100	1,059,157	-2.2%	182,500	-14.0%
Interest on demand deposit accounts	-	-	1,928	N/A	-	N/A
Total operating revenues	216,982	212,100	1,061,085	-2.2%	182,500	-14.0%
<b>Expenditures:</b>						
<b>DEPT: 16 OTHER DEBT</b>						
<b>DIV: 01 OTHER DEBT</b>						
Principal payment	125,000	130,000	1,000,000	4.0%	140,000	7.7%
Interest payment	86,914	82,100	20,901	-5.5%	40,000	-51.3%
Fiscal agent fees	2,500	2,500	2,083	0.0%	2,500	0.0%
Total expenditures	214,414	214,600	1,022,984	0.1%	182,500	-15.0%
Net change in fund balance	2,568	(2,500)			-	100.0%
Beginning fund balance	117,000	119,568			117,068	-2.1%
Ending fund balance	\$ 119,568	\$ 117,068			\$ 117,068	0.0%

THIS PAGE INTENTIONALLY LEFT BLANK



# **ENTERPRISE FUNDS**

**TRANSIT**

**WATER UTILITY**

**CIVIC CENTER**

**GOLF COURSE**

**Enterprise Funds are used for public services which are similar in nature to business enterprises or are required to be accounted for in a similar manner.**

**CITY OF LAKE CHARLES  
FISCAL YEAR 2019 - 2020 ANNUAL BUDGET**

**ENTERPRISE FUNDS SUMMARY**

	<u>Transit</u>	<u>Water</u>	<u>Civic Center</u>	<u>Golf Course</u>	<u>Total</u>
<b>Revenues:</b>					
Intergovernmental	\$ 2,353,480	\$ -	\$ 1,150,000	\$ -	\$ 3,503,480
Charges for services	141,500	12,581,900	1,080,500	914,350	14,718,250
Use of money and property	-	459,000	38,700	7,300	505,000
Total operating revenues	<u>2,494,980</u>	<u>13,040,900</u>	<u>2,269,200</u>	<u>921,650</u>	<u>18,726,730</u>
<b>Operating Expenditures:</b>					
Finance	-	1,434,020	-	-	1,434,020
Public Works	3,434,846	12,039,190	-	-	15,474,036
Community Services	-	-	2,968,900	1,626,350	4,595,250
Total operating expenditures	<u>3,434,846</u>	<u>13,473,210</u>	<u>2,968,900</u>	<u>1,626,350</u>	<u>21,503,306</u>
<b>Capital Expenditures:</b>					
Public Works	333,222	8,400,000	-	-	8,733,222
Community Services	-	-	5,000,000	2,800,000	7,800,000
Total capital expenditures	<u>333,222</u>	<u>8,400,000</u>	<u>5,000,000</u>	<u>2,800,000</u>	<u>16,533,222</u>
Total expenditures	<u>3,768,068</u>	<u>21,873,210</u>	<u>7,968,900</u>	<u>4,426,350</u>	<u>38,036,528</u>
<b>Other financing sources:</b>					
Operating transfers from other funds	1,223,146	-	557,700	704,700	2,485,546
Operating transfers sales tax for salaries	-	320,000	-	-	320,000
Capital transfers from other funds	-	-	-	2,800,000	2,800,000
Total transfers	<u>1,223,146</u>	<u>320,000</u>	<u>557,700</u>	<u>3,504,700</u>	<u>5,605,546</u>
Issuance of debt	-	2,000,000	5,000,000	-	7,000,000
Net Income (loss)	<u>\$ (49,942)</u>	<u>\$ (6,512,310)</u>	<u>\$ (142,000)</u>	<u>\$ -</u>	<u>\$ (6,704,252)</u>

Note: Capital revenues, expenditures and transfer are included in above totals.  
All capital expenses are detailed in the Capital Budget.

**CITY OF LAKE CHARLES  
FISCAL YEAR 2019 – 2020 ANNUAL BUDGET**

**FUND:** 401 TRANSIT  
**DEPARTMENT:** 06 PUBLIC WORKS  
**DIVISION:** 09 TRANSIT-OPERATION  
10 TRANSIT-PLANNING

**GOAL MISSION STATEMENT:**

To provide dependable means of transportation to the general public.

**FUNCTION DESCRIPTION:**

**Transit-Operations:** This division includes the administrative and operations segment of Transit. Major capital acquisition costs are budgeted separately for purposes of federal capital grant funds. Depreciation expense is recorded in this fund but excluded for budget presentation and control purposes. Operating expenses other than depreciation are normally eligible for fifty percent federal reimbursement from FTA and are included in this division. This division provides bus transportation for residents within the City of Lake Charles. There are currently five fixed routes operating within the City which run Monday through Friday from 5:45 a.m. through 5:45 p.m. except on City holidays. The Para Transit service offers a special mode of transportation to disabled persons who have met federal eligibility guidelines. The transit system is equipped with vans with wheelchair access and can transport passengers from origin to destination, such as hospital clinics, doctor's offices, medical centers, grocery stores, pharmacies, and more.

Future milestones include extending weekday hours and providing service on weekends.

**DEMAND PERFORMANCE INDICATORS:**

Description	2017 – 2018 Actual	2018 – 2019 Estimated	2019 – 2020 Estimated
Bus riders	265,210	278,471	281,535
Number of Special Needs Passengers Served	6,248	6,038	5,689

**FUNCTION DESCRIPTION:**

**Transit-Planning:** This division functions as the planning and maintenance arm of the Transit operation. Expenses in this division are reimbursed by FTA at 80 percent.

**DEMAND PERFORMANCE INDICATORS:**

Description	2017 – 2018 Actual	2018 – 2019 Estimated	2019 – 2020 Estimated
Number of Public Buses	6	6	6
Number of Para-Transit Buses	4	4	4
Number of Trolley Buses	1	1	1

**AUTHORIZED PERSONNEL:**

Total Personnel Count	Actual Fiscal Year 2018-2018	Adopted Budget 2018-2019	Adjusted Budget 2018-2019	Budget 2019-2020
Full-Time	19	19	19	19
Part-Time	1	1	1	1

**CITY OF LAKE CHARLES**  
**FISCAL YEAR 2019 - 2020 ANNUAL BUDGET**

	Actual Fiscal Year 2017 - 2018	Adopted Budget 2018 - 2019	Y-T-D FY 2019 7/31/2019	% Change Adopted '19 from Actual '18	Budget 2019 - 2020	% Change Adopted '19 to '20 Budget
<b>FUND: 401 TRANSIT FUND REVENUES</b>						
FEDERAL TRANSIT-OPERATION	\$ 1,086,628	\$ 1,182,484	\$ 714,257	8.8%	\$ 1,231,128	4.1%
FEDERAL TRANSIT-PLAN/MAIN	663,160	714,800	223,815	7.8%	714,072	-0.1%
FEDERAL PROGRAMS	1,749,788	1,897,284	938,072	8.4%	1,945,200	2.5%
DEPT OF TRANSPORTATION	135,749	110,000	98,727	-19.0%	125,000	13.6%
STATE REVENUE	135,749	110,000	98,727	-19.0%	125,000	13.6%
INTERGOVERNMENTAL	1,885,537	2,007,284	1,036,799	6.5%	2,070,200	3.1%
DEMAND DEPOSIT ACCOUNTS	15	-	99	-100.0%	-	N/A
INTEREST	15	-	99	-100.0%	-	N/A
RENTALS/LEASES	68,402	80,000	64,202	17.0%	50,000	-37.5%
SALE OF OLD EQUIPMENT	2,070	-	8,877	-100.0%	-	N/A
BUS FARES	82,052	88,000	61,782	7.2%	75,000	-14.8%
TRANSIT ADVERTISING	-	-	2,550	N/A	7,000	N/A
PARA-TRANSIT FARES	5,332	6,000	3,887	12.5%	5,000	-16.7%
WASH RACK FEES	3,200	3,000	880	-6.3%	1,500	-50.0%
TRANSIT	92,654	97,000	77,976	4.7%	88,500	-8.8%
MISC INSURANCE CLAIMS	5,179	5,000	5,632	-3.5%	3,000	-40.0%
INSURANCE REVENUES	5,179	5,000	5,632	-3.5%	3,000	-40.0%
NON-EMPLOYER PENSION CONTRIBUTIONS	20,879	-	-	-100.0%	-	N/A
NON-EMPLOYER REVENUES	20,879	-	-	-100.0%	-	N/A
USE OF MONEY & PROPERTY	187,129	182,000	147,909	-2.7%	141,500	-22.3%
IF TRSF GENERAL FUND	1,037,805	1,171,183	292,796	12.9%	1,223,146	4.4%
INTERFUND TRSF - GENERAL FUND	1,037,805	1,171,183	292,796	12.9%	1,223,146	4.4%
NONREVENUE RECEIPTS	1,037,805	1,171,183	292,796	12.9%	1,223,146	4.4%
EXCESS OF REV OVER/UNDER EXP	(607,345)	-	-	100.0%	-	N/A
NON-OPERATING REVENUE	(607,345)	-	-	100.0%	-	N/A
TRANSIT FUND	\$ 2,503,126	\$ 3,360,467	\$ 1,477,504	34.3%	\$ 3,434,846	2.2%

**CITY OF LAKE CHARLES  
FISCAL YEAR 2019 - 2020 ANNUAL BUDGET**

	Actual Fiscal Year 2017 - 2018	Adopted Budget 2018 - 2019	Y-T-D FY 2019 7/31/2019	% Change Adopted '19 from Actual '18	Budget 2019 - 2020	% Change Adopted '19 to '20 Budget
<b>FUND: 401 TRANSIT</b>						
<b>DEPT: 06 PUBLIC WORKS</b>						
<b>DIV: 09 TRANSIT-OPERATION</b>						
Salaries/ Wages/ OT	\$ 722,252	\$ 777,400	\$ 611,253	7.6%	\$ 797,400	2.6%
Fringe Benefits	331,768	367,900	209,582	10.9%	314,000	-14.7%
General Operating Services	5,476	7,500	3,865	37.0%	6,700	-10.7%
Insurance - Property, AL, GL, WC	712,632	713,717	536,751	0.2%	840,956	17.8%
Maintenance & Rentals	48,329	45,950	33,849	-4.9%	44,950	-2.2%
Utilities	42,536	48,000	31,504	12.8%	45,800	-4.6%
Contractual Services & Projects	4,796	12,150	6,773	153.3%	10,000	-17.7%
General Supplies	17,683	19,950	8,550	12.8%	17,950	-10.0%
Gasoline	157,368	175,000	120,475	11.2%	162,000	-7.4%
Materials & Equipment	16,340	29,400	18,764	79.9%	22,500	-23.5%
Special Current Charges	278,267	270,000	206,142	-3.0%	280,000	3.7%
TRANSIT OPERATIONS	<u>2,337,447</u>	<u>2,466,967</u>	<u>1,787,508</u>	5.5%	<u>2,542,256</u>	3.1%
<b>DIV: 10 TRANSIT-PLANNING/MAINTENANCE</b>						
Salaries/ Wages/ OT	23,518	37,000	30,503	57.3%	39,800	7.6%
Fringe Benefits	9,898	17,100	13,512	72.8%	16,900	-1.2%
General Operating Services	-	-	-	N/A	-	N/A
Insurance - Property, AL, GL, WC	-	-	-	N/A	490	
Maintenance & Rentals	183,243	250,000	174,043	36.4%	225,000	-10.0%
Contractual Services & Projects	-	2,000	-	N/A	2,000	0.0%
General Supplies	251	12,000	3,703	4680.9%	8,000	-33.3%
Automotive Supplies	74,597	125,000	73,471	67.6%	110,000	-12.0%
Materials & Equipment	-	300	-	N/A	300	0.0%
Special Current Charges	537,446	450,100	318,750	-16.3%	490,100	8.9%
TRANSIT PLANNING/MAINTENANCE	<u>828,953</u>	<u>893,500</u>	<u>613,982</u>	7.8%	<u>892,590</u>	-0.1%
TRANSIT OPERATIONS & PLAN & MAINT	<u>3,166,400</u>	<u>3,360,467</u>	<u>2,401,490</u>	6.1%	<u>3,434,846</u>	2.2%
Capitalization of Fixed Assets	(1,195,960)	-	-	100.0%	-	N/A
Depreciation Expense	532,686	-	-	-100.0%	-	N/A
TRANSIT OPERATING FUND	<u>\$ 2,503,126</u>	<u>\$ 3,360,467</u>	<u>\$ 2,401,490</u>	34.3%	<u>\$ 3,434,846</u>	2.2%

**CITY OF LAKE CHARLES  
FISCAL YEAR 2019 – 2020 ANNUAL BUDGET**

---

**FUND:** 411 TRANSIT CAPITAL  
**DEPARTMENT:** 15 CAPITAL GENERAL GOVERNMENT  
**DIVISION:** 05 TRANSIT CAPITAL GRANTS

**GOAL MISSION STATEMENT:**

**FUNCTION DESCRIPTION:**

This fund is used for budget control purposes to account for Transit capital contributions from the Federal Transit Authority (FTA) and City sources. The current and proposed 2020 fiscal year revenues and expenditures include the construction of a new bus storage facility, purchase of several new buses, passenger shelters, and other miscellaneous equipment.

**AUTHORIZED PERSONNEL:**

There are no personnel that are charged to this division.

**CITY OF LAKE CHARLES  
FISCAL YEAR 2019 - 2020 ANNUAL BUDGET**

	Actual Fiscal Year 2017 - 2018	Adopted Budget 2018 - 2019	Y-T-D FY 2019 7/31/2019	% Change Adopted '19 from Actual '18	Budget 2019 - 2020	% Change Adopted '19 to '20 Budget
<b>FUND: 411 TRANSIT - CAPITAL REVENUES</b>						
FEDERAL TRANSIT-CAPITAL	\$ 982,009	\$ 214,000	\$ 84,237	-78.2%	\$ 283,280	32.4%
FEDERAL PROGRAMS	982,009	214,000	84,237	-78.2%	283,280	32.4%
INTERGOVERNMENTAL	982,009	214,000	84,237	-78.2%	283,280	32.4%
INTEREST ON INVESTMENTS	636	-	732	-100.0%	-	N/A
DEMAND DEPOSIT ACCOUNTS	5,667	-	6,608	-100.0%	-	N/A
INTEREST	6,303	-	7,340	-100.0%	-	N/A
USE OF MONEY & PROPERTY	6,303	-	7,340	-100.0%	-	N/A
IF TRSF GENERAL FUND	100,000	8,500	2,125	-91.5%	-	-100.0%
IF TRSF RIVERBOAT GAMING FUND	-	-	-	N/A	-	N/A
IF TRSF CAPITAL PROJECT FUND	-	-	-	N/A	-	N/A
NONREVENUE RECEIPTS	100,000	8,500	2,125	-91.5%	-	-100.0%
EXCESS OF REV OVER/UNDER EXP	209,839	45,000	-	-78.6%	49,942	11.0%
NON-OPERATING REVENUE	209,839	45,000	-	-78.6%	49,942	11.0%
TRANSIT - CAPITAL	\$ 1,298,151	\$ 267,500	\$ 93,702	-79.4%	\$ 333,222	-69.8%
<b>FUND: 411 TRANSIT - CAPITAL EXPENDITURES</b>						
DEPT: 15 CAPITAL-GENERAL GOVERNMENT						
DIV: 05 TRANSIT CAPITAL GRANTS						
Contractual Services & Projects	\$ 138,195	\$ -	\$ 3,014	-100.0%	\$ -	N/A
Materials & Equipment	66,169	-	76,894	-100.0%	-	N/A
Major Acquisitions & Improvements	1,093,787	267,500	1,450	-75.5%	333,222	24.6%
Special Current Charges	-	-	18,547	N/A	-	N/A
TRANSIT CAPITAL	\$ 1,298,151	\$ 267,500	\$ 99,905	-79.4%	\$ 333,222	24.6%

**CITY OF LAKE CHARLES**  
**FISCAL YEAR 2019 – 2020 ANNUAL BUDGET**

---

**FUND:** 405 WATER FUND  
**DEPARTMENT:** 02 FINANCE  
**DIVISION:** 04 WATER BUSINESS OFFICE

**GOAL MISSION STATEMENT:**

To provide customers with a clean, safe, and dependable supply of drinking water at a reasonable rate; to provide services relative to meter reading, billing, and payment options in the most efficient manner possible utilizing technology to the extent available and affordable; and to provide the highest quality customer service when interacting with the public.

**FUNCTION DESCRIPTION:**

The Water Business Office is responsible for the reading of the water meters, monthly billing of the water and sewer customers, and the collection of those fees. The Water Utility Fund accounts for the operation and improvement of the public water system. All expenses and outlays are funded entirely by water system revenues or specifically authorized capital contributions for specified improvements. The Water Utility Fund includes the Water Business Office, Water Production and Distribution, and capital expenditures.

The Water Business Office provides citizens with online account access and several bill payment options. Customers can pay their water bills via online, telephone, and automatic bank draft. Additionally, both City Hall and the Transit Center on Clarence Street have walk-up kiosks located inside of each building. The City has recently sent out Request for Proposals for Automatic Meter Reading which will reduce the time required to collect data from water meters. Currently, this is accomplished through a third party contractor who provides personnel to manually inspect and read water meters. The automatic meter reading initiative will be phased in over the next several years.

**DEMAND PERFORMANCE INDICATORS:**

Description	2017 – 2018 Actual	2018 – 2019 Estimated	2019 – 2020 Estimated
Water customers	33,115	33,557	34,000

**AUTHORIZED PERSONNEL:**

Total Personnel Count	Actual Fiscal Year 2017-2018	Adopted Budget 2018-2019	Adjusted Budget 2018-2019	Budget 2019-2020
Full-Time	12	12	12	12

**CITY OF LAKE CHARLES  
FISCAL YEAR 2019 – 2020 ANNUAL BUDGET**

---

**FUND: 405 WATER FUND**  
**DEPARTMENT: 06 PUBLIC WORKS**  
**DIVISION: 11 WATER PRODUCTION AND DISTRIBUTION**

**GOAL MISSION STATEMENT:**

To provide our customers with a clean, safe, and dependable supply of drinking water at a reasonable rate; to provide the highest standard of customer service when dealing with the public; to ensure compliance with all governmental standards; to provide a safe and rewarding work environment for all City of Lake Charles employees.

**FUNCTION DESCRIPTION:**

The Water Production and Distribution areas are responsible for operation and maintenance of the six water treatment plants, distribution of all water to our citizens, and repair of water mains, hydrants, and services. There are approximately 480 miles of water mains, 3,200 fire hydrants, and 16 wells currently in use. Water is provided to approximately 30,000 households and businesses.

The Water Services and East McNeese Water Lab areas perform meter reading, repairs to water services, and monitor the water quality on a daily basis.

**DEMAND PERFORMANCE INDICATORS:**

Description	2017 – 2018 Actual	2018 – 2019 Estimated	2019 – 2020 Estimated
Work Orders/Service Orders completed	30,000	30,000	30,000
Water mains (miles)	480	485	490
Fire hydrants	3,200	3,250	3,300
Maximum Daily Capacity (million gallons per day)	22	22	22

**AUTHORIZED PERSONNEL:**

Total Personnel Count	Actual Fiscal Year 2017-2018	Adopted Budget 2018-2019	Adjusted Budget 2018-2019	Budget 2019-2020
Full-Time	55	55	55	55
Full-Time Engineering	0	2	2	2
Part-Time	7	7	7	7

**CITY OF LAKE CHARLES  
FISCAL YEAR 2019 - 2020 ANNUAL BUDGET**

	Actual Fiscal Year 2017 - 2018	Adopted Budget 2018 - 2019	Y-T-D FY 2019 7/31/2019	% Change Adopted '19 from Actual '18	Budget 2019 - 2020	% Change Adopted '19 to '20 Budget
<b>FUND: 405 WATER UTILITY FUND REVENUES</b>						
VENDOR'S COMPENSATION	\$ 1,161	\$ 900	\$ 551	-22.5%	\$ 900	0.0%
WATER SERVICE	11,418,875	11,200,000	8,637,020	-1.9%	11,000,000	-1.8%
TAPPING FEES	288,710	280,000	253,888	-3.0%	280,000	0.0%
RECONNECT FEES	27,539	29,000	18,645	5.3%	25,000	-13.8%
SERVICE CHARGES	111,039	100,000	86,328	-9.9%	109,000	9.0%
WATER MAIN EXTENSIONS	3,560	9,000	14,000	152.8%	14,000	55.6%
MISCELLANEOUS	28,210	25,000	24,270	-11.4%	28,000	12.0%
SAFE DRINKING WATER ADMIN FEE	379,147	345,000	307,125	-9.0%	355,000	2.9%
LATE FEES	206,795	200,000	171,235	-3.3%	200,000	0.0%
CAPITAL IMPROVEMENT FEES	678,004	600,000	790,446	-11.5%	100,000	-83.3%
CHARGES FOR SERVICES	13,141,879	12,788,000	10,302,957	-2.7%	12,111,000	-5.3%
SERVICES PROVIDED BILLING SERVICES	400,000	425,000	-	6.3%	470,000	10.6%
INTEREST ON INVESTMENTS	287,771	125,000	284,629	-56.6%	200,000	60.0%
DEMAND DEPOSIT ACCOUNTS	103,811	60,000	93,020	-42.2%	90,000	50.0%
UNREALIZED GAIN/LOSS INVEST	(49,300)	-	-	100.0%	-	N/A
INTEREST	342,282	185,000	377,649	-46.0%	290,000	56.8%
PENALTY-WATER UTILITY	153,161	140,000	108,711	-8.6%	140,000	0.0%
GENERAL MISCELLANEOUS REVENUE	7,923	8,000	12,564	1.0%	9,000	12.5%
MISC INSURANCE CLAIMS	874	-	12,740	-100.0%	-	N/A
SALE OF OLD EQUIPMENT	22,590	20,000	17,730	-11.5%	20,000	0.0%
MISCELLANEOUS REVENUE	184,548	168,000	151,745	-9.0%	169,000	0.6%
NON-EMPLOYER PENSION CONTRIBUTIONS	74,527	-	-	-100.0%	-	N/A
NON-EMPLOYER REVENUES	74,527	-	-	-100.0%	-	N/A
USE OF MONEY & PROPERTY	601,357	353,000	529,394	-41.3%	459,000	30.0%
IF TRSF GENERAL FUND	309,500	325,000	81,250	5.0%	320,000	-1.5%
OPERATING TRANSFERS	309,500	325,000	81,250	5.0%	320,000	-1.5%
ISSUANCE OF DEBT - DHH LOAN	-	5,000,000	-	N/A	2,000,000	-60.0%
NONREVENUE RECEIPTS	309,500	5,325,000	81,250	1620.5%	2,320,000	-56.4%
EXCESS OF REV OVER/UNDER EXP	(3,005,423)	4,670,742	-	255.4%	6,512,310	39.4%
** NON-OPERATING REVENUE	(3,005,423)	4,670,742	-	255.4%	6,512,310	39.4%
FUND 405 WATER UTILITY FUND	\$ 11,448,474	\$ 23,562,642	\$ 10,914,152	105.8%	\$ 21,873,210	-7.2%

**CITY OF LAKE CHARLES**  
**FISCAL YEAR 2019 - 2020 ANNUAL BUDGET**

	Actual Fiscal Year 2017 - 2018	Adopted Budget 2018 - 2019	Y-T-D FY 2019 7/31/2019	% Change Adopted '19 from Actual '18	Budget 2019 - 2020	% Change Adopted '19 to '20 Budget
<b>FUND: 405 WATER FUND</b>						
<b>DEPT: 02 FINANCE</b>						
<b>DIV: 04 WATER BUSINESS OFFICE</b>						
Salaries/ Wages/ OT	\$ 434,070	\$ 493,200	\$ 361,501	13.6%	\$ 517,400	4.9%
Fringe Benefits	160,379	196,500	132,473	22.5%	204,200	3.9%
General Operating Services	222,647	255,550	173,113	14.8%	255,550	0.0%
Insurance - Property, AL, GL, WC	62,759	62,759	47,069	0.0%	3,105	-95.1%
Maintenance & Rentals	4,713	8,700	4,193	84.6%	11,200	28.7%
Utilities	2,304	3,500	1,917	51.9%	3,000	-14.3%
Contractual Services & Projects	133,088	108,500	112,448	-18.5%	163,500	50.7%
General Supplies	4,386	8,750	3,864	99.5%	8,750	0.0%
Materials & Equipment	6,115	12,500	5,071	104.4%	15,500	24.0%
Special Current Charges	215,349	255,500	72,714	18.6%	251,815	-1.4%
WATER BUSINESS OFFICE	<u>\$ 1,245,810</u>	<u>\$ 1,405,459</u>	<u>\$ 914,363</u>	12.8%	<u>\$ 1,434,020</u>	2.0%
<b>FUND: 405 WATER FUND</b>						
<b>DEPT: 06 PUBLIC WORKS</b>						
<b>DIV: 11 WATER PRODUCTION&amp;DIST</b>						
Salaries/ Wages/ OT	\$ 2,112,302	\$ 2,255,600	\$ 1,758,540	6.8%	\$ 2,314,500	2.6%
Fringe Benefits	1,062,836	1,023,200	648,361	-3.7%	1,148,500	12.2%
General Operating Services	22,161	27,050	16,436	22.1%	27,050	0.0%
Insurance - Property, AL, GL, WC	872,561	888,233	660,052	1.8%	610,005	-31.3%
Maintenance & Rentals	487,088	925,500	428,878	90.0%	1,005,500	8.6%
Utilities	916,469	966,000	655,903	5.4%	956,000	-1.0%
Contractual Services & Projects	831,686	972,200	595,370	16.9%	1,016,200	4.5%
General Supplies	1,061,162	1,116,500	779,275	5.2%	1,206,500	8.1%
Automotive Supplies & Gasoline	125,525	161,300	102,899	28.5%	151,300	-6.2%
Materials & Equipment	154,284	846,500	171,578	448.7%	860,000	1.6%
Major Acquisitions & Improvements	-	1,273,000	336,273	N/A	1,459,000	14.6%
Special Current Charges	827,048	980,000	624,910	18.5%	1,070,000	9.2%
WATER PRODUCTION&DISTRIBUTION	<u>8,473,122</u>	<u>11,435,083</u>	<u>6,778,475</u>	35.0%	<u>11,824,555</u>	3.4%
<b>DEPT: 06 PUBLIC WORKS</b>						
<b>DIV: 15 ENGINEERING</b>						
Salaries/ Wages/ OT	-	172,300	76,449	N/A	156,300	-9.3%
Fringe Benefits	-	49,800	21,898	N/A	56,100	12.7%
General Operating Services	-	-	25	N/A	800	N/A
Insurance - Property, AL, GL, WC	-	-	-	N/A	935	N/A
Utilities	-	-	85	N/A	500	N/A
ENGINEERING	<u>-</u>	<u>222,100</u>	<u>98,457</u>	N/A	<u>214,635</u>	-3.4%
WATER OPERATIONS	<u>9,718,932</u>	<u>13,062,642</u>	<u>7,791,295</u>	34.4%	<u>13,473,210</u>	3.1%
<b>CAPITAL EXPENDITURES</b>						
Capital Project Expenses	6,168,193	10,500,000	3,450,599	70.2%	8,400,000	-20.0%
Capitalization of Fixed Assets	(6,168,193)	-	-	100.0%	-	N/A
Depreciation Expense	1,729,542	-	-	-100.0%	-	N/A
TOTAL WATER FUND	<u>\$ 11,448,474</u>	<u>\$ 23,562,642</u>	<u>\$ 11,241,894</u>	105.8%	<u>\$ 21,873,210</u>	-7.2%

**CITY OF LAKE CHARLES  
FISCAL YEAR 2019 – 2020 ANNUAL BUDGET**

---

**FUND:** 402 CIVIC CENTER  
**DEPARTMENT:** 09 COMMUNITY SERVICES  
**DIVISION:** 02 CIVIC CENTER

**GOAL MISSION STATEMENT:**

To increase revenue; to increase the number of quality acts; to provide a clean, pleasant, safe, well maintained, and accessible atmosphere for all visitors; ensure each and every event is successful by working to accomplish the needs of all our customers in a friendly yet professional manner.

The mission of the Lake Charles Civic Center is to expand the cultural environment of Southwest Louisiana by providing a multi-purpose entertainment, meeting, and convention complex.

**FUNCTION DESCRIPTION:**

This division accounts for the operational costs of the Civic Center. Capital acquisitions and improvements are funded by capital contributions from other sources. Depreciation expense and accounting entries necessary for capitalization of fixed assets are recorded in the Civic Center Fund.

**DEMAND PERFORMANCE INDICATORS:**

Description	2017 – 2018 Actual	2018 – 2019 Estimated	2019 – 2020 Estimated
Rentals	\$469,138	\$515,000	\$520,000
Events	353	341	350
Event Days	584	564	580

**AUTHORIZED PERSONNEL:**

Total Personnel Count	Actual Fiscal Year 2017-2018	Adopted Budget 2018-2019	Adjusted Budget 2018-2019	Budget 2019-2020
Full-Time	21	21	21	21
Part-Time	8	8	8	8

**CITY OF LAKE CHARLES**  
**FISCAL YEAR 2019 - 2020 ANNUAL BUDGET**

	Actual Fiscal Year 2017 - 2018	Adopted Budget 2018 - 2019	Y-T-D FY 2019 7/31/2019	% Change Adopted '19 from Actual '18	Budget 2019 - 2020	% Change Adopted '19 to '20 Budget
<b>FUND: 402 CIVIC CENTER FUND REVENUES</b>						
VENDOR'S COMPENSATION	\$ 776	\$ 700	\$ 701	-9.8%	\$ 700	0.0%
VENDOR'S COMPENSATION	776	700	701	-9.8%	700	0.0%
GEN APPR-SALES TAX DED TO LCCC-STATE	1,158,003	1,100,000	1,158,003	-5.0%	1,150,000	4.5%
INTERGOVERNMENTAL	1,158,003	1,100,000	1,158,003	-5.0%	1,150,000	4.5%
DEMAND DEPOSIT ACCOUNTS	13,277	8,000	20,684	-39.7%	13,000	62.5%
INTEREST	13,277	8,000	20,684	-39.7%	13,000	62.5%
SALE OF OLD EQUIPMENT	172	-	578	-100.0%	-	N/A
RENTALS	469,139	500,000	439,932	6.6%	500,000	0.0%
FOOD CONCESSIONS	75,912	90,000	62,091	18.6%	75,000	-16.7%
EQUIPMENT RENTALS	68,455	62,000	42,477	-9.4%	60,000	-3.2%
FOOD CATERER	26,670	32,000	24,822	20.0%	30,000	-6.3%
SOUVENIRS - NON FOOD ITEM	9,079	9,000	7,285	-0.9%	9,000	0.0%
COMMISSIONS	2,651	2,500	2,021	-5.7%	2,500	0.0%
SIGN RENTAL	1,600	2,000	1,200	25.0%	2,000	0.0%
TICKET SALES COMMISSIONS	7,574	10,000	10,537	32.0%	11,000	10.0%
BEER CONCESSIONS	72,002	80,000	61,811	11.1%	75,000	-6.3%
LIQUOR CONCESSIONS	106,502	125,000	88,887	17.4%	110,000	-12.0%
SOFT DRINK CONCESSIONS	79,080	90,000	69,924	13.8%	85,000	-5.6%
CORKAGE FEE	46,727	58,000	61,187	24.1%	65,000	12.1%
FREE-POUR LABOR	6,475	5,600	6,680	-13.5%	7,500	33.9%
MISCELLANEOUS	4,867	4,500	5,115	-7.5%	5,500	22.2%
FACILITY FEE-TICKET SALES	29,731	43,000	37,448	44.6%	43,000	0.0%
CIVIC CENTER	1,006,636	1,113,600	921,995	10.6%	1,080,500	-3.0%
NON-EMPLOYER PENSION CONTRIBUTIONS	25,966	-	-	-100.0%	-	N/A
NON-EMPLOYER REVENUES	25,966	-	-	-100.0%	-	N/A
				N/A		N/A
USE OF MONEY & PROPERTY	1,045,879	1,121,600	942,679	7.2%	1,093,500	-2.5%
IF TRSF GENERAL FUND	521,887	599,864	149,966	14.9%	557,700	-7.0%
IF TRSF CIVIC CENTER CAPITAL FUND	-	140,000	-	N/A	167,000	19.3%
NONREVENUE RECEIPTS	521,887	739,864	149,966	41.8%	724,700	-2.0%
EXCESS OF REV OVER/UNDER EXP	848,612	-	-	-100.0%	-	N/A
NON-OPERATING REVENUE	848,612	-	-	-100.0%	-	N/A
CIVIC CENTER FUND	\$ 3,575,157	\$ 2,962,164	\$ 2,251,349	-17.1%	\$ 2,968,900	0.2%

**CITY OF LAKE CHARLES**  
**FISCAL YEAR 2019 - 2020 ANNUAL BUDGET**

	Actual Fiscal Year 2017 - 2018	Adopted Budget 2018 - 2019	Y-T-D FY 2019 7/31/2019	% Change Adopted '19 from Actual '18	Budget 2019 - 2020	% Change Adopted '19 to '20 Budget
<b>FUND: 402 CIVIC CENTER</b>						
<b>DEPT: 09 COMMUNITY SERVICES</b>						
<b>DIV: 02 CIVIC CENTER</b>						
Salaries/ Wages/ OT	\$ 944,613	\$ 1,039,300	\$ 775,627	10.0%	\$ 1,022,000	-1.7%
Fringe Benefits	425,077	378,400	245,682	-11.0%	380,000	0.4%
General Operating Services	5,429	8,800	3,674	62.1%	7,800	-11.4%
Insurance - Property, AL, GL, WC	138,458	134,214	100,617	-3.1%	125,100	-6.8%
Maintenance & Rentals	259,173	235,350	198,162	-9.2%	257,900	9.6%
Utilities	530,380	492,000	356,568	-7.2%	513,500	4.4%
Contractual Services & Projects	99,170	104,500	74,855	5.4%	106,000	1.4%
General Supplies	128,656	141,000	65,700	9.6%	125,000	-11.3%
Automotive Supplies & Gasoline	2,129	3,650	1,565	71.4%	2,750	-24.7%
Materials & Equipment	134,341	192,250	114,918	43.1%	172,850	-10.1%
Major Acquisitions & Improvements	-	140,000	33,141	N/A	167,000	19.3%
Special Current Charges	76,125	92,700	53,735	21.8%	89,000	-4.0%
CIVIC CENTER OPERATIONS	<u>2,743,551</u>	<u>2,962,164</u>	<u>2,024,244</u>	8.0%	<u>2,968,900</u>	0.2%
Capitalization of Fixed Assets	(372,310)	-	-	100.0%	-	N/A
Depreciation Expense	<u>1,203,916</u>	<u>-</u>	<u>-</u>	-100.0%	<u>-</u>	N/A
CIVIC CENTER FUND	<u>\$ 3,575,157</u>	<u>\$ 2,962,164</u>	<u>\$ 2,024,244</u>	-17.1%	<u>\$ 2,968,900</u>	0.2%

**CITY OF LAKE CHARLES  
FISCAL YEAR 2019 – 2020 ANNUAL BUDGET**

---

**FUND: 410 CIVIC CENTER CAPITAL**  
**DEPARTMENT: 15 CAPITAL-GENERAL GOVERNMENT**  
**DIVISION:**

**GOAL MISSION STATEMENT:**

**FUNCTION DESCRIPTION:**

Civic Center Capital is utilized for budget control purposes to account for Civic Center capital contributions and the related improvements. One of the most recent FY19 projects completed was the replacement of the elevators. Projects currently under design and to be let in FY20 include Amphitheatre electrical upgrades for which the city received a PEG (Project Enhancement Grant) from the Convention and Visitors Bureau and Rosa Hart Theatre rigging repairs.

Resolution 1-19 was adopted by the Lake Charles City Council on January 2, 2019 that will allow the City to issue bonds not to exceed \$6,000,000 for the purpose of financing City of Lake Charles public improvement projects, that will include Civic Center facility and ground improvements, such as a Boardwalk with shoreline stabilization with lighting and landscaping.

**AUTHORIZED PERSONNEL:**

There are no personnel that are charged to this division.

**CITY OF LAKE CHARLES**  
**FISCAL YEAR 2019 - 2020 ANNUAL BUDGET**

	Actual Fiscal Year 2017 - 2018	Adopted Budget 2018 - 2019	Y-T-D FY 2019 7/31/2019	% Change Adopted '19 from Actual '18	Budget 2019 - 2020	% Change Adopted '19 to '20 Budget
<b>FUND: 410 CIVIC CENTER CAPITAL FUND REVENUES</b>						
MISCELLANEOUS REIMBURSEMENT	\$ -	\$ -	\$ 25,000	N/A	\$ -	N/A
LOCAL INTERGOVERNMENTAL REVENUE	-	-	25,000	N/A	-	N/A
INTEREST ON INVESTMENTS	35,825	20,000	48,397	-44.2%	25,000	25.0%
DEMAND DEPOSIT ACCOUNTS	3,543	-	3,000	-100.0%	-	N/A
INTEREST	39,368	20,000	51,397	-49.2%	25,000	25.0%
USE OF MONEY & PROPERTY	39,368	20,000	51,397	-49.2%	25,000	25.0%
RIVERBOAT GAMING FUND	200,000	200,000	50,000	0.0%	-	-100.0%
FACILITY RENEWAL FUND	-	-	-	N/A	-	N/A
INTERFUND TRSF - SPECIAL REVENUE	200,000	200,000	50,000	0.0%	-	-100.0%
ISSUANCE OF DEBT	-	-	-	0.0%	5,000,000	N/A
NONREVENUE RECEIPTS	200,000	200,000	50,000	0.0%	5,000,000	2400.0%
EXCESS OF REV OVER/UNDER EXP	132,942	620,000	-	366.4%	142,000	-77.1%
NON-OPERATING REVENUE	132,942	620,000	-	366.4%	142,000	-77.1%
CIVIC CENTER CAPITAL PROJECTS	\$ 372,310	\$ 840,000	\$ 126,397	125.6%	\$ 5,167,000	515.1%

**CITY OF LAKE CHARLES**  
**FISCAL YEAR 2019 - 2020 ANNUAL BUDGET**

	Actual Fiscal Year 2017 - 2018	Adopted Budget 2018 - 2019	Y-T-D FY 2019 7/31/2019	% Change Adopted '19 from Actual '18	Budget 2019 - 2020	% Change Adopted '19 to '20 Budget
<b>FUND: 410 CIVIC CENTER CAPITAL</b>						
DEPT: 15 CAPITAL-GENERAL GOVERNMENT						
Contractual Services & Projects	\$ 105	\$ 700,000	\$ 145,793	666567%	\$ 5,000,000	614.3%
Major Acquisitions & Improvements	368,455	-	-	-100.0%	-	N/A
Special Current Charges	3,750	-	-	-100.0%	-	N/A
Capital expenses	<u>372,310</u>	<u>700,000</u>	<u>145,793</u>	88.0%	<u>5,000,000</u>	614.3%
Interfund transfers - Civic Center operations	<u>-</u>	<u>140,000</u>		N/A	<u>167,000</u>	19.3%
CIVIC CENTER CAPITAL	<u>\$ 372,310</u>	<u>\$ 840,000</u>	<u>\$ 145,793</u>	125.6%	<u>\$ 5,167,000</u>	515.1%

**CITY OF LAKE CHARLES  
FISCAL YEAR 2019 – 2020 ANNUAL BUDGET**

---

**FUND:** 403 MALLARD COVE  
**DEPARTMENT:** 09 COMMUNITY SERVICES  
**DIVISION:** 03 GOLF COURSE

**GOAL MISSION STATEMENT:**

To provide the citizens of the Lake Area and visitors the best possible facility and services needed to enjoy the game of golf at the most reasonable cost to the players

**FUNCTION DESCRIPTION:**

Mallard Cove Golf Course serves its citizens and visitors with a value-oriented recreation experience for those who enjoy the game of golf. The fees are designed for public access and affordability. To satisfy the demands of typical golfers, major emphasis is put on the condition of the golf course. A commitment has been made to provide this recreation option to citizens and guests for a long time in the future. Mallard Cove Golf Course consistently provides a golf experience that exceeds the expectations for the cost. The budget includes the operation and maintenance of Mallard Cove which is a municipally-owned golf course. Capital acquisitions and major improvements that are funded from facility revenues as well as from other sources are also listed as capital expenditures and are identified in the Capital Budget.

**DEMAND PERFORMANCE INDICATORS:**

Description	2017 – 2018 Actual	2018 – 2019 Estimated	2019 – 2020 Estimated
Rounds of golf	32,000	32,500	30,000
Full Service Dining	\$142,000	\$145,000	\$145,000
Fully Stocked Pro Shop	\$104,388	\$100,000	\$90,000

**AUTHORIZED PERSONNEL:**

Total Personnel Count	Actual Fiscal Year 2017-2018	Adopted Budget 2018-2019	Adjusted Budget 2018-2019	Budget 2019-2020
Full-Time	10	10	10	10
Part-Time	6	6	6	6

**CITY OF LAKE CHARLES**  
**FISCAL YEAR 2019 - 2020 ANNUAL BUDGET**

	Actual Fiscal Year 2017 - 2018	Adopted Budget 2018 - 2019	Y-T-D FY 2019 7/31/2019	% Change Adopted '19 from Actual '18	Budget 2019 - 2020	% Change Adopted '19 to '20 Budget
<b>FUND: 403 GOLF COURSE REVENUES</b>						
VENDOR'S COMPENSATION	\$ 929	\$ 800	\$ 518	-13.9%	\$ 800	0.0%
DEMAND DEPOSIT ACCOUNTS	4,388	3,000	5,334	-31.6%	5,000	66.7%
INTEREST EARNINGS	4,388	3,000	5,334	-31.6%	5,000	66.7%
				N/A		
SALE OF OLD EQUIPMENT	2,770	1,500	5,940	-45.8%	1,500	0.0%
GREEN FEES	278,062	260,000	196,343	-6.5%	260,000	0.0%
TOBACCO SALES	5,025	4,400	3,969	-12.4%	4,000	-9.1%
VENDING CONCESSIONS	1,597	2,000	1,532	25.2%	2,000	0.0%
CART RENTALS	306,096	295,000	203,477	-3.6%	280,000	-5.1%
FOOD - BEVERAGES	63,870	65,000	45,399	1.8%	70,000	7.7%
BEER	70,528	67,000	53,296	-5.0%	68,000	1.5%
ANNUAL MEMBERSHIP FEE	77,131	90,000	61,592	16.7%	80,000	-11.1%
DRIVING RANGE	29,476	32,000	19,217	8.6%	28,000	-12.5%
GOLF ACCESSORIES	104,871	100,000	59,599	-4.6%	85,000	-15.0%
PULL CART RENTALS	193	250	99	29.5%	250	0.0%
TOURNAMENT FEES	-	-	6,435	N/A	-	N/A
CITY CHAMPIONSHIP TOURNAMENT	19,535	20,000	21,330	2.4%	20,000	0.0%
LOCKER RENTAL & CLUB STORAGE	434	400	229	-7.8%	400	0.0%
GOLF CLUB RENTAL	1,635	1,500	1,332	-8.3%	1,500	0.0%
MISCELLANEOUS	-	200	466	N/A	200	0.0%
CONCESSION CART REVENUE	14,599	18,000	7,511	23.3%	15,000	-16.7%
* GOLF COURSE	973,052	955,750	681,826	-1.8%	914,350	-4.3%
GOLF COURSE REVENUES	980,210	960,250	693,100	-2.0%	920,850	-4.1%
NON-EMPLOYER PENSION CONTRIBUTIONS	12,007	-	-	-100.0%	-	N/A
NON-EMPLOYER REVENUES	12,007	-	-	-100.0%	-	N/A
IF TRSF GENERAL FUND - OPERATIONS	588,560	691,513	172,878	17.5%	704,700	1.9%
IF TRSF GENERAL FUND - CAPITAL	-	500,000	125,000	N/A	500,000	0.0%
IF TRSF RIVERBOAT FUND - CAPITAL	-	300,000	75,000	N/A	900,000	200.0%
IF TRSF WASTEWATER FUND - CAPITAL	-	-	-	N/A	400,000	N/A
IF TRSF CAPITAL PROJECT FUND	-	-	-	N/A	1,000,000	N/A
TOTAL TRANSFERS	588,560	1,491,513	372,878	153.4%	3,504,700	135.0%
NONREVENUE RECEIPTS	588,560	1,491,513	372,878	51.5%	3,504,700	135.0%
EXCESS OF REV OVER/UNDER EXP	311,241	-	-	-100.0%	-	N/A
NON-OPERATING REVENUE	311,241	-	-	-100.0%	-	N/A
GOLF COURSE FUND	\$ 1,892,947	\$ 2,452,563	\$ 1,066,496	29.6%	\$ 4,426,350	80.5%

**CITY OF LAKE CHARLES  
FISCAL YEAR 2019 - 2020 ANNUAL BUDGET**

	Actual Fiscal Year 2017 - 2018	Adopted Budget 2018 - 2019	Y-T-D FY 2019 7/31/2019	% Change Adopted '19 from Actual '18	Budget 2019 - 2020	% Change Adopted '19 to '20 Budget
<b>FUND: 403 MALLARD COVE</b>						
<b>DEPT: 09 COMMUNITY SERVICES</b>						
<b>DIV: 03 GOLF COURSE</b>						
Salaries/ Wages/ OT	\$ 584,583	\$ 627,200	\$ 459,140	7.3%	\$ 594,600	-5.2%
Fringe Benefits	205,488	190,600	142,352	-7.2%	205,800	8.0%
General Operating Services	7,616	9,900	1,912	30.0%	7,200	-27.3%
Insurance - Property, AL, GL, WC	42,647	42,013	31,135	-1.5%	38,250	-9.0%
Maintenance & Rentals	184,375	193,100	147,397	4.7%	179,500	-7.0%
Utilities	46,050	48,000	35,867	4.2%	48,500	1.0%
Contractual Services & Projects	39,774	42,100	28,048	5.8%	45,800	8.8%
General Supplies	199,512	191,250	153,100	-4.1%	200,400	4.8%
Automotive Supplies & Gasoline	22,441	22,200	14,864	-1.1%	24,200	9.0%
Materials & Equipment	192,843	181,900	108,690	-5.7%	151,800	-16.5%
Major Acquisitions & Improvements	-	35,000	26,340	N/A	61,500	75.7%
Special Current Charges	69,934	69,300	51,086	-0.9%	68,800	-0.7%
Total operating expenses	<u>1,595,263</u>	<u>1,652,563</u>	<u>1,199,931</u>	3.6%	<u>1,626,350</u>	-1.6%
Capital Expenses	86,140	800,000	32,906	828.7%	2,800,000	250.0%
Capitalization of Fixed Assets	(24,939)	-	-	100.0%	-	N/A
Depreciation Expense	<u>236,483</u>	<u>-</u>	<u>-</u>	-100.0%	<u>-</u>	N/A
<b>MALLARD COVE</b>	<u><u>\$ 1,892,947</u></u>	<u><u>\$ 2,452,563</u></u>	<u><u>\$ 1,232,837</u></u>	29.6%	<u><u>\$ 4,426,350</u></u>	80.5%

# **INTERNAL SERVICE FUNDS**

## **RISK MANAGEMENT**

### **EMPLOYEE GROUP INSURANCE**

**Internal Service Funds provide a means for internal financing and cost distribution for services which the City furnishes to itself. The resources of these funds consist of internal service charges which are received from other departments and included in those departments' expenditures. Internal Service Funds therefore represents a revolving of other budgeted funds rather than a net increase in the City's total budget.**

**CITY OF LAKE CHARLES**  
**FISCAL YEAR 2019 - 2020 ANNUAL BUDGET**

---

**INTERNAL SERVICE FUND SUMMARY**

	<b>Risk Management</b>	<b>Employee Health</b>	<b>Total</b>
<b>Revenues:</b>			
Charges for services	\$ 7,000,000	\$ 9,647,000	\$ 16,647,000
Use of money and property	190,000	420,000	610,000
Total operating revenues	<u>7,190,000</u>	<u>10,067,000</u>	<u>17,257,000</u>
<b>Expenditures:</b>			
General Services	<u>7,396,625</u>	<u>10,077,100</u>	<u>17,473,725</u>
Total operating expenditures	<u>7,396,625</u>	<u>10,077,100</u>	<u>17,473,725</u>
Net Income (loss)	<u>\$ (206,625)</u>	<u>\$ (10,100)</u>	<u>\$ (216,725)</u>

**CITY OF LAKE CHARLES  
FISCAL YEAR 2019 – 2020 ANNUAL BUDGET**

---

**FUND:** 501 RISK MANAGEMENT FUND  
**DEPARTMENT:** 10 GENERAL SERVICES  
**DIVISION:** 06 RISK MANAGEMENT

**GOAL MISSION STATEMENT:**

The Risk Management Division strives to create a safe working environment for all city employees and the public while eliminating, reducing, or minimizing risk exposure through the use of innovative risk control, claims management, and a variety of strategic programs designed to provide a safe, healthy, and environmentally-sound working environment.

**FUNCTION DESCRIPTION:**

The Risk Management Division handles all Workers' Compensation claims along with all property and liability claims. This division functions to minimize the financial burden incurred by the citizens and taxpayers as a result of fortuitous or accidental losses to which the City is exposed and to protect the assets, operations, and employees of the city. In 2018 this division performed the following:

- Investigated and processed 480 Accident/Incident reports
- Investigated and processed 279 Liability Claims
- Conducted 25 New Driver Driving Assessments
- Conducted 15 Safe Driving Training Session

**DEMAND PERFORMANCE INDICATORS:**

Description	2017 – 2018 Actual	2018 – 2019 Estimated	2019 – 2020 Estimated
Accident reports/investigations	560	480	500
Claims	279	270	270

**AUTHORIZED PERSONNEL:**

Total Personnel Count	Actual Fiscal Year 2017-2018	Adopted Budget 2018-2019	Adjusted Budget 2018-2019	Budget 2019-2020
Full-Time	6	6	6	7
Part-Time	2	1	1	0

**CITY OF LAKE CHARLES**  
**FISCAL YEAR 2019 - 2020 ANNUAL BUDGET**

	Actual Fiscal Year 2017 - 2018	Adopted Budget 2018 - 2019	Y-T-D FY2019 7/31/2019	% Change Adopted '19 from Actual '18	Budget 2019 - 2020	% Change Adopted '19 to '20 Budget
<b>FUND: 501 RISK MANAGEMENT FUND</b>						
<b>Operating Revenues:</b>						
Services Provided	\$ 7,514,376	\$ 7,514,376	\$ 5,635,782	0.0%	\$ 7,000,000	-6.8%
Internal Services	7,514,376	7,514,376	5,635,782	0.0%	7,000,000	-6.8%
Miscellaneous revenue	1,215	-	7,841	-100.0%	-	N/A
Subrogation	-	-	168,255	N/A	-	N/A
Insurance revenue	1,215	-	176,096	-100.0%	-	N/A
Total Use of Money and Property	1,215	-	176,096	-100.0%	-	N/A
Total Operating Revenue	7,515,591	7,514,376	5,811,878	0.0%	7,000,000	-6.8%
<b>Expenses:</b>						
<b>DEPT: 10 GENERAL SERVICES</b>						
<b>DIV: 06 RISK MANAGEMENT</b>						
Salaries/ Wages/ OT	451,856	498,700	382,670	10.4%	487,900	-2.2%
Fringe Benefits	215,544	227,000	132,881	5.3%	224,300	-1.2%
General Operating Services	3,092	5,700	1,991	84.3%	5,700	0.0%
Insurance - Property, AL, GL, WC	1,195,423	1,357,000	1,211,295	13.5%	1,462,625	7.8%
Maintenance & Rentals	613	1,650	468	169.2%	1,700	3.0%
Utilities	2,747	4,500	1,945	63.8%	4,500	0.0%
General Supplies	1,310	3,300	1,780	151.9%	3,550	7.6%
Automotive Supplies & Gasoline	3,389	4,350	2,038	28.4%	3,850	-11.5%
Materials & Equipment	1,039	6,500	(316)	525.6%	14,500	123.1%
Major Acquisitions & Improvements	-	22,000	21,677	N/A	-	-100.0%
Special Current Charges	2,778,373	4,688,000	1,178,937	68.7%	5,188,000	10.7%
Total operating expenses	4,653,386	6,818,700	2,935,366	46.5%	7,396,625	8.5%
Operating income	2,862,205	695,676	2,876,512	-75.7%	(396,625)	-157.0%
<b>Nonoperating Revenues:</b>						
Interest on Investments	119,130	40,000	170,474	-66.4%	90,000	125.0%
Demand Deposit Accounts	176,876	50,000	179,026	-71.7%	100,000	100.0%
Unrealized Gain/Loss on Investments	(40,413)	-	-	100.0%	-	N/A
Interest earnings	255,593	90,000	349,500	-64.8%	190,000	111.1%
Non-employer pension contributions	13,841	-	-	-100.0%	-	N/A
Non-employer revenues	13,841	-	-	-100.0%	-	N/A
Change in net assets	3,131,639	785,676		-74.9%	(206,625)	-126.3%
Net assets - beginning of fiscal year	11,943,883	15,075,522		26.2%	15,861,198	5.2%
Net assets - ending of fiscal year	\$ 15,075,522	\$ 15,861,198		5.2%	\$ 15,654,573	-1.3%

**CITY OF LAKE CHARLES  
FISCAL YEAR 2019 – 2020 ANNUAL BUDGET**

---

**FUND:** 503 EMPLOYEE GROUP INSURANCE FUND  
**DEPARTMENT:** 10 GENERAL SERVICES  
**DIVISION:** 08 EMPLOYEE GROUP INSURANCE

**GOAL MISSION STATEMENT:**

The Wellness Division strives to promote health and wellness to the employees of the City by encouraging habits of wellness, increasing awareness of factors and resources contributing to wellness, and inspiring and empowering employees to take responsibility for their own wellness.

**FUNCTION DESCRIPTION:**

The goal of the Wellness Division is to increase the employees' awareness of a healthy lifestyle.

- Employee Health Fair 2018 participation 402 employees

**DEMAND PERFORMANCE INDICATORS:**

Description	2017 – 2018 Actual	2018 – 2019 Estimated	2019 – 2020 Estimated
Employee health fair participation	402	350	350
Health Seminars Held (2x per month)	46	10	8
Wellness Program	310	150	200
Health Insurance- Avg. # of Member Enrollment	858	900	850

**AUTHORIZED PERSONNEL:**

Total Personnel Count	Actual Fiscal Year 2017-2018	Adopted Budget 2018-2019	Adjusted Budget 2018-2019	Budget 2019-2020
Part-Time	0	1	1	1

**CITY OF LAKE CHARLES  
FISCAL YEAR 2019 - 2020 ANNUAL BUDGET**

	Actual Fiscal Year 2017 - 2018	Adopted Budget 2018 - 2019	Y-T-D FY2019 7/31/2019	% Change Adopted '19 from Actual '18	Budget 2019 - 2020	% Change Adopted '19 to '20 Budget
<b>FUND: 503 EMPLOYEE GROUP INSURANCE FUND</b>						
<b>Operating Revenues:</b>						
Employee Share - Group Health	\$ 1,475,959	\$ 1,500,000	\$ 1,251,397	1.6%	\$ 1,700,000	13.3%
Employer Share - Group Health	6,364,495	7,350,000	5,353,315	15.5%	7,552,000	2.7%
Retiree Share - Group Health	355,342	330,000	288,816	-7.1%	350,000	6.1%
COBRA Share - Group Health	60,496	40,000	16,065	-33.9%	40,000	0.0%
Retiree Medicare - Group Health	-	-	1,177	N/A	5,000	N/A
Internal Service Charges	8,256,292	9,220,000	6,910,770	11.7%	9,647,000	4.6%
Misc Insurance Refunds	358,856	300,000	320,810	-16.4%	300,000	0.0%
Total operating Revenue	8,615,148	9,520,000	7,231,580	10.5%	9,947,000	4.5%
<b>Expenses:</b>						
<b>DEPT: 10 GENERAL SERVICES</b>						
<b>DIV: 08 EMPLOYEE GROUP INSURANCE</b>						
Salaries/ Wages/ OT	44,641	101,200	22,997	126.7%	44,200	-56.3%
Fringe Benefits	61,658	73,050	48,731	18.5%	74,850	2.5%
General Operating Services	585	1,100	404	88.0%	1,100	0.0%
Insurance - Stop Loss Coverage	694,154	750,250	652,728	8.1%	865,250	15.3%
Maintenance & Rentals	2,981	4,000	2,236	34.2%	4,000	0.0%
Utilities	135	-	160	-100.0%	500	N/A
Contractual Services	22,416	25,000	22,380	11.5%	25,000	0.0%
General Supplies	6,578	9,300	5,185	41.4%	9,200	-1.1%
Material & Supplies	2,992	2,000	130	-33.2%	-	-100.0%
Special Current Charges	8,219,019	7,893,000	5,238,298	-4.0%	9,053,000	14.7%
Total operating expenses	9,055,159	8,858,900	5,993,249	-2.2%	10,077,100	13.8%
Operating income	(440,011)	661,100	1,238,331	250.2%	(130,100)	-119.7%
<b>Nonoperating Revenues/Expenses:</b>						
Interest on Investments	64,964	30,000	52,307	-53.8%	40,000	33.3%
Demand Deposit Accounts	106,085	40,000	108,293	-62.3%	80,000	100.0%
Unrealized Gain/Loss on investments	(23,874)	-	-	100.0%	-	N/A
Interest earnings	147,175	70,000	160,600	-52.4%	120,000	71.4%
Change in net assets	(292,836)	731,100		349.7%	(10,100)	-101.4%
Net assets - beginning of fiscal year	7,746,201	7,453,365		-3.8%	8,184,465	9.8%
Net assets - ending of fiscal year	\$ 7,453,365	\$ 8,184,465		9.8%	\$ 8,174,365	-0.1%

# **CAPITAL BUDGET**

## **SCHEDULE OF CAPITAL PROJECTS AUTHORIZATIONS**

## **ADDITIONAL SCHEDULES**

## **SCHEDULE OF FINANCING SOURCES**

## **IMPACT OF CAPITAL IMPROVEMENTS ON OPERATION BUDGET**

## **CAPITAL IMPROVEMENT PROGRAM 2019-2025**

**The Capital Budget is used for budgeting of contract construction projects and capital acquisitions having a cost of \$100,000 or more and an expected life of ten (10) or more years.**

**CITY OF LAKE CHARLES  
FISCAL YEAR 2019 – 2020 ANNUAL BUDGET**

---

**CAPITAL BUDGET**

The City of Lake Charles Capital Budget section includes the fiscal year 2020 Annual Appropriations Budget, the Schedule of Financing Sources, the Project Reauthorization Schedule, Description of Major Financing Sources, the Impact of Capital Improvements on Operating Budget Statement, and the Five Year Capital Improvement Plan. These plans set forth proposed expenditures for constructing, maintaining, upgrading, expanding and replacing the city's facilities, equipment and infrastructure.

Projects included are typically major expenditures. They can be either infrequent projects or systematic improvements, such as street overlays. Regular street maintenance is not considered a capital improvement nor is routine maintenance of city facilities. These and other maintenance items will not be found in this section, rather they are funded, scheduled and completed within the Operating Budget section of this budget document.

**Five Year Capital Improvement Plan**

The Five Year Capital Improvement Plan identifies current as well as long term plans for the City of Lake Charles. Rather than a schedule of expenditures, it serves as a planning document and a tool to accomplish the adopted goals and policies of the City Council and current administration.

Projects are developed through the course of the fiscal year. The process involves council, citizens, and staff proposing needed projects. Staff then coordinates the project with other related projects, conducts reviews for compatibility with the City's goals, identifies funding sources and develops a project schedule. Projects are reviewed and graded. Completed projects are removed, new projects are proposed, and scheduled projects move forward in the plan or out to later years. The timing of the project is dependent upon the current conditions, need/use of the facility (or infrastructure) and funding availability.

After the plan has been reviewed and developed by staff, the next step is to submit it to the Planning Commission by June 15 of each year. The plan must be approved by the Commission by July 15. The plan is then included in the annual Operating and Capital Budget and is approved by the City Council along with the entire budget contained in this document.

**Capital Budget Authorization Schedule, Capital Project Funds and Related Sources**

The Capital Budget Authorization Schedule is the annual appropriations of funds for capital projects. This schedule is developed based on the Category A projects that have been identified in the Five Year Capital Improvement Plan. Category A includes projects that will be funded in the first or second year of the plan.

The Category A projects are prioritized by each of the responsible departments. The availability of funds is the key factor as to whether a project will be initiated and completed. There are a variety of funding sources available, but these sources are limited in both the amount available and how these funds can be used. Projects can be funded by city, state or federal funds and

**CITY OF LAKE CHARLES**  
**FISCAL YEAR 2019 – 2020 ANNUAL BUDGET**

---

other inter-agency agreements. City funds legally restricted for capital projects include sales tax and property tax. Portions of gaming funds are also dedicated, depending on annual allocations.

Many projects are on a pay-as-you-go basis and require that funding be accumulated over several years before sufficient funds are available. Most projects are also multi-year projects, with design and construction taking place over several fiscal years. Construction contracts are not entered into unless all funds are available for the project.

The City has issued bonds to pay for voter-approved projects. They include road, water and sewer projects as well as downtown development projects. Most of these projects have been completed. The bonds have a maximum of 20-year term; therefore all will be repaid by 2027. Gaming revenue and sales tax revenues are the primary sources to repay the debt.

The City maintains “contingency” funds within the Capital Project Fund to cover any emergency projects that arise during the year. There are also “unallocated” funds within the Capital Project Fund, which is an accumulation of annual interest earnings, sales and property tax revenues that exceed budget forecast and other unbudgeted revenues, as well as funds from projects that have balances remaining at the completion of the project. Unallocated funds can be used to cover budget shortfalls in project allocations. If the fund has built up substantial reserves, a portion may be allocated in the proposed budget.

The City also has a Facility Renewal Special Revenue Fund. This fund was created by council authority in 1996 and holds funds that can be used to rehabilitate and renovate current city facilities.

# CITY OF LAKE CHARLES

## FISCAL YEAR 2019 - 2020 ANNUAL BUDGET

### CAPITAL BUDGET AUTHORIZATION SCHEDULE CAPITAL PROJECTS FUNDS AND RELATED SOURCES

PROJECT TYPE AND DESCRIPTION	BALANCE OF PREVIOUS AUTHORIZATION	NEW AUTHORIZATION 2019 - 2020	CUMULATIVE TOTAL	REMARKS
<b><u>STREETS</u></b>				
Fitzenreiter Road (Simmons Street to Goos Blvd)	\$ 3,455,000	\$ 300,000	\$ 3,755,000	Continuing accumulation
Prien Lake Road (Cove Lane to Sale Road)	13,400,000	2,300,000	15,700,000	Continuing accumulation
Lake Street - McNeese St to Country Club Road	490,000	(490,000)	-	Reallocate authorizations
Ihles Road (Prien Lake Road to Country Club Road)	525,000	600,000	1,125,000	Continuing accumulation
Sale Road (Common Street - Lake Street)	200,000	150,000	350,000	Continuing accumulation
Enterprise Blvd Resurface (12th Street to Broad Street)	1,200,000	800,000	2,000,000	Continuing accumulation
River Road	190,000	300,000	490,000	Continuing accumulation
Broad Street Resurface (Interstate 210 east)	410,000	275,000	685,000	Continuing accumulation
Common St.	50,000	50,000	100,000	Continuing accumulation
Holmes St.	220,000	(220,000)	-	Reallocate authorizations
City Wide Utility Specifications	100,000	(100,000)	-	Reallocate authorizations
School Zone Improvements	75,000	(75,000)	-	Reallocate authorizations
Asphalt Overlay Program	2,495,000	850,000	3,345,000	Continuing program
City Wide Striping	1,395,000	100,000	1,495,000	Continuing program
Sidewalk Repair	-	400,000	400,000	Continuing program
Sidewalk Construction	1,455,000	(450,000)	1,005,000	Continuing program - reallocation
Sidewalks - Various Streets 2019	-	650,000	650,000	New authorization
Opelousas Street at Bank Street Intersection	225,000	100,000	325,000	Continuing accumulation
Sallier Street at Ryan Street Intersection	-	400,000	400,000	New authorization
Bridge Replacement/Repairs	100,000	400,000	500,000	Continuing program
Bridge Repairs LA Avenue at Contraband Bayou	480,000	(480,000)	-	Reallocate authorizations
Shattuck Street Overpass	380,000	(160,000)	220,000	Reallocate authorizations
Sale Street Bridge Replacement	45,000	50,000	95,000	Continuing accumulation
Henderson Bayou Bridge Rehab	-	410,000	410,000	New authorization
Morganfield Access Road	-	400,000	400,000	New authorization
Legendre St. Reconstruction	-	50,000	50,000	New authorization
Chennault Infrastructure Contribution	-	150,000	150,000	New authorization
Subtotal Streets		<u>6,760,000</u>		
<b><u>DRAINAGE AND STORMWATER</u></b>				
Miscellaneous Drainage Improvements	1,860,000	700,000	2,560,000	Continuing program
Open Lateral Maintenance	1,255,000	700,000	1,955,000	Continuing accumulation
Drainage & Detention Ponds Study/Work	955,000	50,000	1,005,000	Continuing accumulation
Citywide CCTV Work	820,000	800,000	1,620,000	Continuing program
Enterprise Blvd Drainage Phase II (12th St. to 15th St.)	150,000	125,000	275,000	Continuing accumulation
Legendre Street Drainage	235,000	300,000	535,000	Continuing accumulation
Mid-town Drainage 4th Avenue (6th St. to High School)	300,000	800,000	1,100,000	Continuing accumulation
Oak Park Boulevard Drainage Rehab	-	450,000	450,000	New authorization
N. Division, Hodges, & Pujo Street Drainage Rehab	-	300,000	300,000	New authorization
3rd Avenue Drainage Improvements	-	200,000	200,000	New authorization
Subtotal Drainage and Stormwater		<u>4,425,000</u>		

**CITY OF LAKE CHARLES  
FISCAL YEAR 2019 - 2020 ANNUAL BUDGET**

**CAPITAL BUDGET AUTHORIZATION SCHEDULE  
CAPITAL PROJECTS FUNDS AND RELATED SOURCES**

PROJECT TYPE AND DESCRIPTION	BALANCE OF PREVIOUS AUTHORIZATION	NEW AUTHORIZATION 2019 - 2020	CUMULATIVE TOTAL	REMARKS
<b><u>WASTEWATER SYSTEMS</u></b>				
Sewer Collection System Rehabilitation	1,725,000	500,000	2,225,000	Continuing program
Wastewater Plant A Basins	50,000	440,000	490,000	Continuing accumulation
Wastewater Basin A4	240,000	(240,000)	-	Reallocate authorizations
Wastewater Basin A3	1,085,000	(700,000)	385,000	Reallocate authorizations
Wastewater Basin A7	-	1,500,000	1,500,000	New authorization
WWTP A Influent Wetwell and Pump Rehabilitation	200,000	500,000	700,000	Continuing accumulation
Wastewater Plant D Expansion	1,100,000	100,000	1,200,000	Continuing accumulation
Southern Wastewater Loop	2,950,000	500,000	3,450,000	Continuing accumulation
Esplanade Street Lift Station and Sewer Lines	1,195,000	750,000	1,945,000	Continuing accumulation
University Place Line & Basin Rehabilitation	445,000	1,200,000	1,645,000	Continuing accumulation
Hollyhill Line Rehabilitation	800,000	600,000	1,400,000	Continuing accumulation
18th Street Line Rehabilitation (Sewer Plant East)	100,000	50,000	150,000	Continuing accumulation
Lake Street Sewer Rehabilitation (College Street north)	100,000	50,000	150,000	Continuing accumulation
Prien Lake Road/ Cove Lane to Ihles Road	500,000	100,000	600,000	Continuing accumulation
Ham Reid Road Sewer Extension (Elliott Rd to Big Lake Rd)	185,000	125,000	310,000	Continuing accumulation
New Municipal Golf Course Sewer Extension	380,000	400,000	780,000	Continuing accumulation
Salene, Lawrence, A. Miller Wastewater Extension	145,000	350,000	495,000	Continuing accumulation
Chennault Sewer Upgrades & Extension	-	50,000	50,000	New authorization
Extend Sewer Services	-	800,000	800,000	New authorization
Reroute Sewer Line from Ryan Street to Front Street	-	250,000	250,000	New authorization
Subtotal Wastewater Systems		<u>7,325,000</u>		
<b><u>WATER SYSTEMS</u></b>				
Water System Improvements	2,585,000	100,000	2,685,000	Continuing accumulation
New 6 MGD Water Treatment Plant Southeast LC	7,040,000	2,000,000	9,040,000	Continuing accumulation
New 6 MGD Water Distribution Lines	2,750,000	800,000	3,550,000	Continuing accumulation
SW Plant - Construction of Second Ground Storage Tank	615,000	1,600,000	2,215,000	Continuing accumulation
SW Treatment Facility Backflush System Rehabilitation	1,635,000	400,000	2,035,000	Continuing accumulation
Chennault Water Plant Expansion	100,000	50,000	150,000	Continuing accumulation
Ham Reid Road Sewer Extension (Elliott Rd to Big Lake Rd)	360,000	750,000	1,110,000	Continuing accumulation
Prien Lake Road (Cove Lane to Sale Road)	700,000	300,000	1,000,000	Continuing accumulation
New Municipal Golf Course Water Extension	400,000	500,000	900,000	Continuing accumulation
Automated Meter Reading System Phase I	600,000	300,000	900,000	Continuing accumulation
Offsite Well Replacements	750,000	(570,000)	180,000	Reallocate authorizations
Prien Lake Utilities - Lost Lane to Bertha Lane	280,000	(280,000)	-	Reallocate authorizations
Country Club Water Extension	75,000	300,000	375,000	Continuing accumulation
Chlorine Containment	605,000	200,000	805,000	Continuing accumulation
GHW Plant - Demo Abandoned Clearwell	-	450,000	450,000	New authorization
Filter Media Replacement	-	1,000,000	1,000,000	New authorization
Extend Water Services	-	500,000	500,000	New authorization
Subtotal Water Systems		<u>8,400,000</u>		

**CITY OF LAKE CHARLES  
FISCAL YEAR 2019 - 2020 ANNUAL BUDGET**

**CAPITAL BUDGET AUTHORIZATION SCHEDULE  
CAPITAL PROJECTS FUNDS AND RELATED SOURCES**

PROJECT TYPE AND DESCRIPTION	BALANCE OF PREVIOUS AUTHORIZATION	NEW AUTHORIZATION 2019 - 2020	CUMULATIVE TOTAL	REMARKS
<b><u>COMMUNITY SERVICES AND RECREATION</u></b>				
Improvements of Various Recreation Sites	485,000	(141,918)	343,082	Reallocate authorizations
Partners in Parks	-	200,000	200,000	Continuing program
Nellie Lutcher Park	-	500,000	500,000	New authorization
Riverside Park	5,000	200,000	205,000	Continuing accumulation
North Beach Improvements	340,000	100,000	440,000	Continuing accumulation
Lakefront/Downtown Improvements	3,070,000	(450,000)	2,620,000	Reallocate authorizations
Port Wonder - Museum & Educational Complex	2,665,000	(550,000)	2,115,000	Reallocate authorizations
Port Wonder - Educational Exhibits (DOW settlement)	-	825,000	825,000	Reallocate authorizations
DOW Hurricane Museum	825,000	(825,000)	-	Reallocate authorizations
Parking Garage Renovation	205,000	1,600,000	1,805,000	Continuing accumulation
Civic Center Plaza, Boardwalk, and Other Improvements	1,600,000	5,000,000	6,600,000	Continuing accumulation
New Muni.Golf Course:Club House,Cart Barn&Other Amenities	555,000	2,925,000	3,480,000	Continuing accumulation
Mallard Cove Various Improvements	525,000	(525,000)	-	Reallocate authorizations
Transit Bus Purchase	80,000	333,222	413,222	Continuing accumulation
Subtotal Community Services and Recreation		<u>9,191,304</u>		
<b><u>GENERAL GOVERNMENT AND OTHER</u></b>				
Fire Truck Acquisition	700,000	750,000	1,450,000	Continuing program
Fire Station Expansion - Enterprise Blvd Land Purchase	195,000	50,000	245,000	Continuing accumulation
Infrastructure Improvements-Economic Development&Tourism	710,000	760,000	1,470,000	Continuing program
Interstate / Corridor Beautification	110,000	150,000	260,000	Continuing program
Technology Upgrades	1,400,000	200,000	1,600,000	Continuing program
Central School Building Improvements	235,000	300,000	535,000	Continuing accumulation
1911 Historic City Hall Improvements	385,000	350,000	735,000	Continuing accumulation
Subtotal General Government and Others		<u>2,560,000</u>		
<b>Total all Projects</b>		<u><b>38,661,304</b></u>		
<b><u>DEBT SERVICE REQUIREMENTS</u></b>				
2010 Bond Issue debt service requirement		1,021,400		
2014 Bond Refunding of portions of 2007 issue		35,000		
2017 Bond Refunding of 2007 & portions of 2010 issue		1,192,600		
<b>Total all Debt Service Requirements</b>		<u><b>2,249,000</b></u>		
<b>Total 2019-20 authorization</b>		<u><b>\$ 40,910,304</b></u>		

**CITY OF LAKE CHARLES  
FISCAL YEAR 2019 - 2020 ANNUAL BUDGET**

**CAPITAL BUDGET SCHEDULE OF FINANCING SOURCES  
CAPITAL PROJECTS FUNDS AND RELATED SOURCES**

<b>PROJECT TYPE AND FINANCING SOURCE</b>	<b>TOTAL 2019-2020 AUTHORIZATIONS</b>
<b><u>Streets</u></b>	
Transfer from Riverboat Gaming Fund:	
General Capital Projects	\$ 1,285,000
Ten-Year Sales Tax - 0.28%	4,975,000
Interest Earnings	500,000
Subtotal	<u>6,760,000</u>
<b><u>Drainage and Stormwater</u></b>	
Transfer from Riverboat Gaming Fund:	
General Capital Projects	1,265,000
2016 Sales Tax Levy - 1/4% Transfer	1,660,000
General Fund Transfer	1,500,000
	<u>4,425,000</u>
<b><u>Wastewater Systems</u></b>	
Transfer from Riverboat Gaming Fund:	
General Capital Projects	1,325,000
Transfer from Waste Water Fund	3,500,000
Capital Improvement Fee - Wastewater	1,000,000
General Fund Transfer	1,500,000
Subtotal	<u>7,325,000</u>
<b><u>Water Systems</u></b>	
Water Fund Balance	6,300,000
Capital Improvement Fee - Water	100,000
Department of Health & Hospitals	2,000,000
Subtotal	<u>8,400,000</u>
<b><u>Community Services and Recreation</u></b>	
Transfer from Riverboat Gaming Fund:	
Mallard Cove Capital contribution	900,000
General Capital Projects	475,000
Community Development Block Grant	358,082
General Fund Transfer - Mallard Cove	500,000
Capital Project Fund Balance	1,000,000
Public Improvement Bond Issue	5,000,000
Transit Fund Balance	49,942
Federal Transit Administration	283,280
Donations - Partners in Parks	100,000
State revenue - video poker taxes	525,000
Subtotal	<u>9,191,304</u>

**CITY OF LAKE CHARLES  
FISCAL YEAR 2019 - 2020 ANNUAL BUDGET**

**CAPITAL BUDGET SCHEDULE OF FINANCING SOURCES  
CAPITAL PROJECTS FUNDS AND RELATED SOURCES**

<u>PROJECT TYPE AND FINANCING SOURCE</u>	<u>TOTAL 2019-2020 AUTHORIZATIONS</u>
<u>General Government and Other</u>	
Transfer from Riverboat Gaming Fund	
General Capital Projects	1,150,000
Hotel Tax	760,000
Facility Renewal	650,000
Subtotal	<u>2,560,000</u>
<u>Debt Service Requirements</u>	
Ten-Year Sales Tax - 0.28%	2,249,000
Subtotal	<u>2,249,000</u>
 <b>TOTAL FINANCING SOURCES</b>	 <b><u>\$ 40,910,304</u></b>
 <u>SUMMARIZED TOTAL FINANCING SOURCES</u>	
Ten-Year Sales Tax - 0.28%	\$ 7,224,000
2016 Sales Tax Levy - 1/4% Transfer	1,660,000
Hotel Occupancy Tax	760,000
Interest Earnings	500,000
Riverboat Gaming transfers Capital	5,500,000
Riverboat Gaming transfers Mallard Cove	900,000
Capital Project Fund Balance	1,000,000
Wastewater Transfer	3,500,000
General Fund Transfer	3,000,000
General Fund Transfer - Mallard Cove	500,000
Facility Renewal Fund Transfer	650,000
Water Fund Balance	6,300,000
Capital Improvement Fee - Water	100,000
Capital Improvement Fee - Wastewater	1,000,000
Transit Fund Balance	49,942
Federal Transit Administration	283,280
Community Development Block Grant	358,082
Department of Health & Hospitals	2,000,000
Public Improvement Bond Issue - Civic Center	5,000,000
State Revenue - video poker	525,000
Donations - Partners in Parks	100,000
 <b>TOTAL FINANCING SOURCES</b>	 <b><u>\$ 40,910,304</u></b>

**CITY OF LAKE CHARLES  
FISCAL YEAR 2019 – 2020 ANNUAL BUDGET**

---

**CAPITAL BUDGET ADDITIONAL SCHEDULES AND EXHIBITS  
PROJECT REAUTHORIZATION SCHEDULE  
CAPITAL PROJECTS FUND AND RELATED SOURCES**

The following schedule lists additional previously authorized capital projects which are reauthorized and continued for the 2019-2020 fiscal year. Enterprise Fund projects are subject to separate accounting treatment and are therefore excluded from this schedule. Projects currently committed for completion by awarded contracts are also excluded from this listing, as no budgetary reauthorization is required to fulfill such commitments.

- City Wide Street Paving/Reconstruction (Lisle Peters Road, Arterial Street Accumulation, Miscellaneous Minor Streets, Gill Street, Ann Street, Sally Mae Street, 12<sup>th</sup> Street Corridor, Enterprise Boulevard, Goos Boulevard, 2<sup>nd</sup> Street, 6<sup>th</sup> Avenue, 2019 Asphalt Overlays, Rosteet St., Clooney St., 2019 Supplemental Asphalt Overlays)
- Various Intersection Improvements – (unexpended balance, including 12<sup>th</sup> Street, Goos & Mill Streets, Kirkman & Opelousas Streets, Sale Road & Ryan St.)
- Various Drainage Improvements – (unexpended balances, including River Road, Missouri Pacific Lateral, Broadmoor Terrace, 3<sup>rd</sup> Street, Kirkman Street)
- Bridge Replacements/Repairs
- Sidewalk Construction – (unexpended balances, including Sale Road, Lisle Peters Road, Lake Street, 2019 Supplemental Sidewalks)
- Wastewater System Line and Facility Improvements (unexpended balances)
- Wastewater Improvements – (Basins, Country Club Road Extension, Nelson Road Force Main, Morganfield Development, Plant D Generator)
- Safe Routes to School and Bike Path Striping
- Ryan Street Entergy Pole Improvements
- North Beach Area Improvements
- Christmas Lighting
- City Park Improvements (Huber Park, Tuten Park, Nelson Road Park, Bellard Park)
- Recreation Storage Facility
- New Fire Station and Station Renovations
- City Hall Improvements
- North Lake Charles Seed Center Satellite Office
- Public Works Yard Improvements
- City Wide Alarm System
- Economic Development Districts

**Enterprise Fund Capital Projects**

Previously authorized capital contributions to the Transit, Golf Course and Civic Center funds will remain available for the authorized purposes until expended. All water system revenues in excess of the system's operating cash flow requirements are available for system improvements as authorized by contract awards.

**Bond Issue Projects**

The following projects have current and/or previous authorizations that will be retained in the Capital Project Fund and can be used in addition to bond proceeds for completion of the project.

- Economic Development

**CITY OF LAKE CHARLES  
FISCAL YEAR 2019 – 2020 ANNUAL BUDGET**

---

**ADDITIONAL SCHEDULES AND EXHIBITS – CAPITAL BUDGET  
Description of Major Financing Sources – Capital Projects Fund  
And Related Sources**

**TEN-YEAR SALES TAX REVENUE**

Revenue consists of a 28 percent portion of collections from a one percent sales tax levy originally approved in 1986. This tax was reauthorized in 2016 for an additional ten years through 2026. Previously, this 28 percent portion has been designated for street and drainage improvement projects within the Capital Budget. Beginning with fiscal year 2007, up to 60 percent of these revenues can be used to repay the debt of the \$90 million bond issue approved by voter referendum in November, 2006.

**2016 1/4 PERCENT SALES TAX LEVY TRANSFERS**

Funds transferred from the 2016 1/4 Percent Sales Tax Levy Fund to the Capital Projects fund for infrastructure improvements. The City's covenant resolution authorized at least 25 percent of the taxes collected to be placed in a reserve fund to be used if needed to cover annual debt service payments. These funds can be authorized for transfer to the Capital Projects Fund in the subsequent fiscal year.

**HOTEL OCCUPANCY TAX**

Collected through the Convention and Visitors Bureau, revenue consists of a 1 percent hotel occupancy tax levy effective October 1, 2018. The revenue generated by this tax has been designated for infrastructure improvements which are of vital importance for the continued support and expansion of tourism and economic development for the City.

**RIVERBOAT GAMING TRANSFERS**

Funds transferred from the Riverboat Gaming Fund to the Capital Projects fund or other capital outlay budgets (such as Recreation, Transit and Civic Center) for construction of public improvements and acquisition of long-term capital assets. City Policy requires that riverboat gaming revenues be used for primarily for capital investment rather than recurring operational costs.

**COMMUNITY DEVELOPMENT BLOCK GRANT REVENUE**

This revenue accounts for federally-funded improvement activities undertaken by the City in targeted areas. The program consists principally of neighborhood-oriented capital improvements.

**CITY OF LAKE CHARLES  
FISCAL YEAR 2019 – 2020 ANNUAL BUDGET**

---

**WASTEWATER TRANSFERS**

Funds provided by the Wastewater Special Revenue Fund for specified wastewater system improvement projects in the Capital Budget.

**GENERAL FUND TRANSFERS**

General Fund transfers may be budgeted for specific capital projects which support general government operations, or for which other sources of capital funding are inadequate or unavailable. The General Fund supports the major portion of on-going City operations, and has relatively limited capacity to provide additional funding for capital projects.

**FACILITY RENEWAL FUND TRANSFERS**

Transfers from this fund are budgeted for specific repairs, renovations and replacement of the City's public facilities.

**WATER FUND BALANCE**

Funds provided by the Water Fund for specified water system improvement projects in the Capital Budget.

**CAPITAL IMPROVEMENT FEE**

A rate schedule went into effect on January 1, 2010 allowing for the collection of a Capital Improvement Fee. This fee is based on monthly water consumption. Beginning July 1, 2018, the City increased the fee and the revenue generated can be used for either water or wastewater system improvements.

**STATE REVENUE – VIDEO POKER**

A portion of state tax collections from video poker gaming devices is distributed to local governments, based on gaming device locations and revenue volumes. As a matter of policy, all revenue which the City receives from this source is credited to the Capital Projects Fund and used solely for public improvements. Although not formally restricted to any particular improvement category, these funds have been allocated primarily for improvements to the parks and recreation system.

**CITY OF LAKE CHARLES  
FISCAL YEAR 2019 – 2020 ANNUAL BUDGET**

---

**FEDERAL TRANSIT ADMINISTRATION**

This consists of federal funds awarded for capital expenditures by the Federal Transit Administration (FTA). FTA covers capital expenditures at 80%.

**DEPARTMENT OF HEALTH AND HOSPITALS**

This consists of a low interest loan from the Drinking Water Revolving Loan Fund program (DWRLF). The issuance amount is not to exceed \$20,000,000 for a 22-year period. Loan proceeds will be dedicated for the additions and improvements to the City's current water system.

**DEPARTMENT OF ENVIRONMENTAL QUALITY**

This consists of a low interest loan from the Clean Water State Revolving Loan Fund program. The issuance amount is not to exceed \$15,000,000 for a 22-year period. Loan proceeds have been dedicated for infrastructure improvements to the City's current wastewater system.

**PUBLIC IMPROVEMENT BONDS – CIVIC CENTER**

The City is seeking authority to issue bonds not to exceed \$6,000,000 for the purpose of financing City of Lake Charles public improvement projects that will include Civic Center facility and ground improvements, such as a Boardwalk with shoreline stabilization with lighting and landscaping.

**CAPITAL PROJECTS FUND BALANCE**

This consists of previous years' Capital Projects Fund revenues which may be utilized for new or increased project authorizations in the Proposed Capital Budget. Such revenues consist primarily of interest earnings, which are not utilized for new capital project authorizations until the fiscal year following their receipt. Unexpended balances remaining from completed or closed project authorizations may also be retained within the Capital Projects Fund and utilized for new projects in subsequent years.

**OTHER INTERGOVERNMENTAL REVENUE SOURCES**

These may include a variety of project grants or funding commitments which may be obtained from other governments for specific City projects. Such sources are usually restricted to funding a portion of specified project costs, and their inclusion as Capital Budget financing sources is dependent on approved grants or likely approvals of pending requests.

**CITY OF LAKE CHARLES  
FISCAL YEAR 2019 – 2020 ANNUAL BUDGET**

---

**IMPACT OF CAPITAL IMPROVEMENTS ON OPERATING BUDGET**

When a new capital improvement project is undertaken, consideration is given to the fiscal or operational impact of the project, which includes additional cost for staff, maintenance, debt and other expenses. The fiscal or operational impact depends on the nature of the capital improvement. These costs must be funded in the appropriate operating budget and factored into the total cost of the project.

Below is the operational impact of each category of projects outlined in the Capital Budget Authorization Schedule:

- **Streets and Drainage and Stormwater**

Projects are funded primarily through annual sales tax allocation, gaming funds, Community Development grants and other intergovernmental funding.

The maintenance costs for the streets and drainage improvements included in the authorizations will have very little operational impact because most are existing roads in need of repair. The maintenance costs for these roads are currently budgeted through the Department of Public Works operating budget, and these improvements should reduce the maintenance needs in the Street Division. The improvements to the striping of streets, intersection improvements and sidewalk repairs and construction should make the streets safer.

- **Wastewater and Water Systems**

Projects for wastewater projects are funded primarily with Wastewater Funds but can also include General and Riverboat Gaming Funds. Water projects are funded primarily through annual allocations from the Water Fund.

A LDEQ low interest loan in the amount of \$15 million has been authorized for wastewater infrastructure improvements along with a \$20 million DHH low interest loan for water system improvements.

The annual appropriation for sewer collection line repairs is needed to minimize the maintenance cost of such lines, which are accounted for in the Wastewater Fund. A minimum of \$1 million is appropriated from the operating funds of the Wastewater Fund each year to pay for larger project. An additional \$1 million is allocated annually to fund needed repairs to the City's lift stations and transport lines. The proposed budget includes a transfer from the General Fund for the basin rehabilitation program.

The LDEQ loan will be used in phases as needed. The first allocation of funds will be used for the Southern Wastewater Loop and transport lines. It is anticipated that these enhancements will increase the efficiency of the wastewater system and will have minimal impact on operational expenses recorded in the Wastewater Fund.

**CITY OF LAKE CHARLES  
FISCAL YEAR 2019 – 2020 ANNUAL BUDGET**

---

The construction of a new Southeast Water Plant is needed to adequately provide water service to the existing, planned, and future commercial and residential developments in the area. The City has received authorization from DHH for a \$20 million low interest loan from the DWRLF to help fund the project. This project currently under design so the impact on the operational expenses of the Water Fund have not yet been determined.

- **Community Services and Recreation**

Projects are funded through various sources.

The annual appropriation for the various recreation sites is needed to cover major repairs and improvements and generally does not have an economic impact on the operational budget of the Recreation Fund.

The annual appropriation for the Lakefront/Downtown Streetscape area improvements are needed as the City pursues the development of the lakefront and is not expected to have an economic impact on the operational budget of the Recreation and/or General Fund. The Port Wonder museum and education center project will not be owned nor operated by the City of Lake Charles.

Annual appropriations for the Civic Center are needed to cover major repairs and improvements and generally have a minimal impact of each of their operational budgets. The City plans to issue debt for renovations to the facility, grounds and pedestrian access. The City is in early stages of design and the impact is not yet known.

A new municipal golf course is currently under construction to replace the current course at Chennault Airpark. Once opened, it is anticipated that the operational cost will be consistent with the current facility.

- **General Government and Others**

These projects are funded primarily through gaming funds. Facility Renewal Funds can be used for renovations and restoration of existing facilities.

Fire truck acquisitions are funded on an annual basis with the goal of replacing units in a manner that funds them within a useful life cycle. The maintenance costs for fire trucks are accounted for in the Fire Department of the General Fund. The truck included in the current budget is a replacement of an older truck.

All other projects listed in this category could be classified as major improvements/maintenance to city facilities that are larger in nature than is customarily accounted for as maintenance within the operating funds.

**FIVE YEAR  
CAPITAL  
IMPROVEMENT  
PROGRAM**

# **CITY OF LAKE CHARLES**



## **CAPITAL IMPROVEMENT PROGRAM**

**2019-2025**

CITY OF LAKE CHARLES  
CAPITAL IMPROVEMENT PROGRAM  
PROJECTED AVAILABLE FUNDS

Description	Projected Available	Subsequent Years						
		2018-2019	2019-2020	2020-2021	2021-2022	2022-2023	2023-2024	2024-2025
Sales tax .28% revenue	\$ 7,588,000	\$ 7,588,000	\$ 7,663,880	\$ 7,778,838	\$ 7,895,521	\$ 8,053,431	\$ 8,214,500	
2016 Sales tax .25% revenue	1,690,500	1,690,500	1,707,405	1,733,016	1,759,011	1,794,192	1,830,075	
Hotel occupancy Tax	712,000	760,000	760,000	771,400	782,971	798,630	814,603	
Riverboat gaming tax available for Capital Projects	6,700,000	6,200,000	7,500,000	7,612,500	7,726,688	7,881,221	8,038,846	
Interest earnings	300,000	320,000	320,000	320,000	320,000	320,000	320,000	
Wastewater Fund transfer	5,000,000	3,000,000	2,000,000	3,700,000	2,000,000	3,000,000	2,000,000	
Facility Renewal Fund	-	500,000	-	-	-	-	-	
General Fund transfer	5,508,500	3,000,000	2,500,000	3,000,000	2,500,000	3,000,000	3,000,000	
Capital Improvement Fee - water/wastewater fee	1,130,000	1,152,600	1,175,652	1,199,165	1,223,148	1,247,611	1,272,564	
Water Fund	4,900,000	6,000,000	6,000,000	3,000,000	2,500,000	2,500,000	2,000,000	
Civic Center Capital Fund	500,000	1,000,000	500,000	-	-	-	-	
Community Development Block Grant Funds	365,010	300,000	300,000	300,000	300,000	300,000	300,000	
LA - Video Poker revenue	500,000	520,000	520,000	520,000	520,000	520,000	520,000	
LA Department of Transportation (LTAP Funding)	-	-	4,500,000	-	-	-	-	
Federal Transit Administration	214,000	-	-	-	-	-	-	
Transit Fund Balance	45,000	-	-	-	-	-	-	
Parish Transportation Fund	500,000	-	500,000	500,000	-	500,000	500,000	
Calcasieu Parish Police Jury	8,000,000	-	3,000,000	-	-	-	-	
Donations and other miscellaneous revenue	100,000	150,000	-	-	-	-	-	
Capital Project fund balance reserves	874,280	1,000,000	1,000,000	-	-	-	-	
Loan Proceeds Department of Health & Hospitals	5,000,000	3,000,000	7,000,000	5,000,000	-	-	-	
Loan Proceeds-Dept Environment Quality loan	2,000,000	4,000,000	6,000,000	3,000,000	-	-	-	
Total	\$ 51,627,290	\$ 40,181,100	\$ 52,946,937	\$ 38,434,919	\$ 27,527,339	\$ 29,915,086	\$ 28,810,587	

**CITY OF LAKE CHARLES**  
**CAPITAL IMPROVEMENT PLAN**  
**FY19-20 through FY23-24 Asphalt Overlay Projects**

CIP Category	Estimated Project Cost	Project	Limit One	Limit Two
Ongoing Program - \$1,500,000				
Ongoing	\$1,500,000	Ongoing: Asphalt Overlay Program		
Ongoing	\$250,000	Preventive maintenace of asphalt streets		
Ongoing	\$40,535	Channel Street (CDBG 2017)	N. Simmons Street	N. Booker Street
Ongoing	\$45,360	N. Adams St. (CDBG 2017)	Cessford St	Gieffers
Ongoing	\$88,720	N. Cherry Street (CDBG 2017)	Moeling St.	Dead End
Ongoing	\$50,160	N. Cherry Street (CDBG 2017)	Katherine Street	See Street
Ongoing	\$78,240	Booker Street (CDBG 2017)	Opelousas Street	RR Track Dead End
Ongoing	\$48,400	Woodring Street (CDBG 2017)	N. Booker Street	N. Simmons Street
Ongoing	\$26,800	Adams Street (CDBG 2017)	See Street	Channel Street
Ongoing	\$493,200	Broad Street	East of 1-210	City Line
Ongoing	\$40,000	Highway Street	Highway 171/MLK	N. Grace Street
Ongoing	\$220,000	Goos Boulevard	Knapp Street	Fitzenreiter Road
Ongoing	\$78,240	N. Grace Street	Medora Street	S. to Dead End
Ongoing	\$92,400	Woodring Street	North Booker St	Dead End
Ongoing	\$88,000	Channel Street	Junior Street	N. Simmons Street
Ongoing	\$160,000	N. Adams Street	Theriot Street	Medora Street
Ongoing	\$28,000	Adams Street	Woodring Street	Dead End
Ongoing	\$24,000	Coulee Street	Moss Street	Dead End
Ongoing	\$8,000	N. Ford Street	Fournet Street	North 100 ft
A	\$256,000	N. Grace	Opelousas Street	N. and S. to Dead End
A	\$66,400	Brammer Lane	Opelousas Street	Dead End
A	\$144,000	N. Railroad Avenue	Kirkman Street	N. Bilbo Street
A	\$108,000	S. Prien Lake Road	Country Club Road	Dead End
A	\$36,000	N. Railroad Avenue	Enterprise Boulevard	N. Franklin Street
A	\$26,000	Pithon Street	Clarence Street	South to Dead End
A	\$56,000	Woodard Street	Graham Street	West to Deadend
A	\$36,400	Lewis Street	N. Blake Street	N. Lyons Street
A	\$28,000	Tuten Park Parking Lot		
A	\$10,000	Extend W. Parkway	South 125 ft	
A	\$96,000	Division Street	Bilbo Street	Lakeshore Drive
A	\$24,000	General Moore Park parking lot entrance		
A	\$32,000	Mary Belle Williams parking lot		
A	\$16,000	Franklin Street	Gieffers Street	St. John Street
A	\$40,000	N. 1st Avenue	Jackson Street	Railroad Avenue
A	\$52,320	A Miller Road	Country Club Road (384)	Dead End
A	\$81,600	Lawrence Lane	Country Club Road (384)	Dead End

Ongoing: Design, big, or construction  
A-1st or 2nd year  
B-3rd to 5th year  
C-6th or later year  
D-contigent on external funding

## FY19-20 through FY23-24 Asphalt Overlay Projects

CIP Category	Estimated Project Cost	Project	Limit One	Limit Two
A	\$81,600	Salene Road	Country Club Road (384)	Dead End
A	\$44,352	Bank Street (rebuild with concrete)	Bauer Street	Opelousas Street
A	\$1,024,000	River Road	Ryan Street	Dead End
A	\$26,000	Ray Street	Booker Street	N. Adams Street
A	\$141,200	Riverridge Drive	Lisle Peters Road	Dead End
A	\$36,400	Pear Street	Opelousas Street North	Dead End
A	\$267,440	Commerical Street	N. Blake Street	N. Malcolm Street
A	\$31,520	Orrin Street	Harless Street	Knapp Street
A	\$68,880	Booker Street	Ray Street	Harless Street
A	\$36,000	West Alley	N. Blake Street	Shattuck Street
A	\$60,000	Legendre Street	McNeese Street	Badger Street
A	\$296,000	Hodges Street	Clarence Street	12th Street
A	\$36,000	East Street	Bilbo Street	Ryan Street
A	\$140,000	Fournet Street	Enterprise Boulevard	N. Blake Street
A	\$72,000	N. Lyons Street	Jackson Street	Opelousas Street
A	\$36,000	N. Goos Boulevard	Opelousas Street	Fournet Street
A	\$104,000	N. Malcolm Street	Commercial Street	Geiffers Street
A	\$48,000	Gieffers Street	Malcolm Street	Lincoln Street
A	\$56,000	Pear Street	Martha Street	Commercial Street
A	\$30,000	Griffin Street	Prater Street	Pear Street
A	\$30,000	Pear Street	Griffin Street	Woodring Street
A	\$48,000	Harless Street	N. Goos Boulevard	N. Shattuck Street
A	\$70,000	N. Shattuck Street	Harless Street	North to Dead End
A	\$48,000	Hagan Street	N. Shattuck Street	N. Goos Boulevard
A	\$28,000	Ruley Street	Hagan Street	North to Dead End
A	\$84,000	Conoco Street	Ory Street	Hwy 171
A	\$28,000	Malcolm Street	Conoco Street	Crockett Street
A	\$84,000	Crockett Street	Ory Street	Hwy 171
A	\$96,000	Pack Road	Old 171	Habibi Center
A	\$86,000	Kinder Street	Hwy 171	East to Dead End
A	\$120,000	N. Grace Street	Kinder Street	Poe Street
A	\$84,000	Colfax Street	Hwy 171	East to Dead End
A	\$84,000	Lynn Street	Hwy 171	East to Dead End
A	\$100,000	Mary Street	Hwy 171	East to Dead End
A	\$120,000	Guinn Street	N. Grace Street	Cathy Street
B	\$132,000	Riverside Drive	Shell Beach Drive	Sallier Street
B	\$320,760	Shellbeach Drive	Lake Street	Marine Street
B	\$92,820	Marine Street	Shell Beach Drive	Sallier Street
B	\$38,400	Belle Allee Lane	Hollyhill	Dead End
B	\$249,600	Mill Street	Enterprise Boulevard	Hodges Street
B	\$108,000	Ford Street	Division Street	Pryce Street

Ongoing: Design, big, or construction

A-1st or 2nd year

B-3rd to 5th year

C-6th or later year

D-contigent on external funding

## FY19-20 through FY23-24 Asphalt Overlay Projects

CIP Category	Estimated Project Cost	Project	Limit One	Limit Two
B	\$248,000	Mill Street	Kirkman Street	Enterprise Boulevard
B	\$141,680	Franklin Street	Gieffers Street	Jackson Street
B	\$64,320	9th Avenue	3rd Street North	Dead End
B	\$64,320	Crockett Street	Highway 171	Ory Street
B	\$283,200	Central Parkway - East and West	University Drive	South to Dead Ends
B	\$250,000	Plant B/C WW - overlay interior roads		
B	\$55,000	Plant B/C WW - parking for employees		
B	\$97,600	Ford Street	Pine Street	Drew Street
B	\$72,000	S. Division Street	Kirkman Street	Bank Street
B	\$120,000	Fernwood Drive	Lisle Peters Road	Dead End
B	\$32,000	Lucas Lane	Fernwood Drive	Dead End
B	\$54,000	Maynard Street	N. Cherry Street	N. Booker Street
B	\$144,000	Pear Street	Commercial Street	Gieffers Street
B	\$208,000	Whispering Woods Drive and Lane	Dead Ends	
B	\$176,000	N. Franklin Street	Gieffers Street	N. Railroad Avenue
B	\$56,000	Sally Mae Street	Cessford Street	Commercial Street
C	\$51,760	Commercial Street	Lincoln Street	N. Malcolm Street
C	\$70,240	Booker Street	Opelousas Street	Jackson Street
C	\$63,280	Opelousas Street	Bank Street	Kirkman Street
C	\$100,386	Kirkman Street	Fournet Street	Dead End
C	\$48,720	N. Lincoln Street	Channel Street	Dead End
C	\$680,000	Kirkman Street	Opelousas Street	7th Street

Ongoing: Design, bid, or construction  
A-1st or 2nd year  
B-3rd to 5th year  
C-6th or later year  
D-contingent on external funding

**CITY OF LAKE CHARLES**  
**CAPITAL IMPROVEMENT PLAN**  
**FY19-20 through FY23-24 Street and Road Improvement Projects**

CIP Category	Estimated Project Cost	Project	Limit One	Limit Two	Widen	New	Re-build	Asphalt	Drainage	Inter-section	Side-walks - Bikes	Signals	Overlay	Road Base	Drainage	Water Lines	Sewer Lines
Ongoing	\$75,000	Ongoing: Citywide striping - bike paths									x						
Ongoing	\$1,250,000	Ongoing: Citywide street striping															
Ongoing	\$100,000	Ongoing: Citywide misc. Intersection Improvements			x		x			x							
Ongoing	\$100,000	Ongoing: Misc. Bridge Replacements and Repairs					x										
Ongoing	\$250,000	Preventive maintenance of streets															
Ongoing	\$750,000	2nd Street	6th Avenue	8th Avenue				x	x		x						
Ongoing	\$2,000,000	Ryan Street at Sallier/12th Street	Intersection							x							
Ongoing	\$1,200,000	Enterprise Boulevard	12th Street	Broad Street				x									
Ongoing	\$19,537,176	W. Prien Lake Road (Parish Participation)	Cove Lane	Ihles Road	x				x							x	x
Ongoing	\$2,710,257	Sale Road	Rue Chan Ann	Prien Lake Road	x				x		x						
Ongoing	\$1,400,000	6th Avenue	6th Street	3rd Street			x		x								
Ongoing	\$420,000	Sally Mae Street	Medora Street	Dead End				x	x								
Ongoing	\$425,000	Kirkman Street at Opelousas Street	Intersection				x			x							
Ongoing	\$325,000	Comeaux	N. Grace Street	Dead End				x	x								
Ongoing	\$1,500,000	River Road	Ryan Street	West to End				x	x								
Ongoing	\$75,000	Upgrade Traffic Signal Systems															
Ongoing	\$300,000	Repair Shattuck Street Overpass bridge															
Ongoing	\$400,000	Repair Henderson Bayou Bridge															
A	\$11,000,000	Salier Street	Lake Street	Marine Street			x		x	x						x	x
A	\$814,800	Commercial Street	Prater Street	Booker Street				x	x								
A	\$175,000	Bauer Street @ Bank Street	Intersection							x							
A	\$1,000,000	City major corridor beautification program	Ryan, Broad, 14, Prien														
A	\$139,520	Commercial Street	N. Prater Street	N. Booker Street									x		x		
A	\$350,000	Re-time all traffic signals in the city										x					
A	\$500,000	Repair Kirkman Street Contraband Bridge															
A	\$400,000	Repair Russell Street Bridge															
A	\$150,000	Cloney Street	Louie Street	Rosalie Street			x		x								
A	\$500,000	Install left turn lane (WB) on Power Centre Parkway at Highway 14															
A	\$100,000	Repair Kirkman Street crossing at RR Avenue															
A	\$300,000	Division Street	Bank Street	Reid Street													
A	\$200,000	Clement Street	Bank Street	Louisiana Avenue			x										
A	\$1,000,000	Merganser Street Restriping per Chennault plan					x										

Ongoing: Design, big, or construction  
A-1st or 2nd year  
B-3rd to 5th year  
C-6th or later year  
D-contingent on external funding

# FY19-20 through FY23-24 Street and Road Improvement Projects

CIP Category	Estimated Project Cost	Project	Limit One	Limit Two	Widen	New	Re-build	Asphalt	Drainage	Inter-section	Side-walks - Bikes	Signals	Overlay	Road Base	Drainage	Water Lines	Sewer Lines
AD	\$1,250,000	Sale Road at Ryan Street	Intersection					x			x						
AD	\$12,000,000	Ihles Road (Parish Participation)	Ihles Road	Country Club Road (384)	x				x							x	x
B	\$1,647,459	12th Street	Ryan Street	Commercial Street				x									
B	\$201,000	N. Adams Street	Moeling Street	Commercial Street				x									
B	\$194,400	N. Adams Street	Opelousas Street	Dead End				x									
B	\$433,800	N. Grace Street	Medora Street	Poe Street				x									
B	\$945,588	Sale Road	Lake Street	Common Street			x		x								
B	\$1,000,000	N. Lyons Street	Jackson Street	St. Johns Street				x			x						
B	\$385,200	Sallier Street at Lake Street Intersection	Intersection		x					x							
B	\$134,000	Ann St. connection to I-10 service road	Intersection														
B	\$403,800	Commercial Street	Lincoln Street	N. Malcolm Street				x		x							
B	\$150,000	Commercial Street	Enterprise Blvd	1st Avenue				x									
B	\$4,233,600	W. Prien Lake Road	Cove Lane	Nelson Road	x		x									x	x
B	\$364,420	Hagan Street	Highway 171/MLK	Graham Street				x									
B	\$325,000	Blackwell Street	N. Grace Street	Highway 171/MLK				x									
B	\$349,200	Harless Street	Goos Blvd	Dead End				x									
B	\$248,000	Mill Street	Kirkman Street	Louisiana Avenue			x										
B	\$500,000	Opelousas Street @ Bank Street	Intersection							x							
B	\$230,000	Kirkman Street	Opelousas Street	Fournet Street			x										
B	\$685,975	10th Street	Common Street	Bilbo			x										
B	\$200,000	Realign 1st Ave. at 12th Street	Intersection														
B	\$2,400,000	Barbe Street	Sallier Street	Shell Beach Drive			x						x				
B	\$500,000	Install right-turn lane on Sale Road at Nelson	Intersection														
B	\$1,516,275	Orchid Street	4th Avenue	7th Avenue			x										
B	\$755,550	15th Street	5th Avenue	7th Avenue			x										
B	\$738,875	18th Street	4th Avenue	7th Avenue			x										
B	\$258,400	7th Avenue	2nd Street	Dead End				x									
B	\$193,800	4th Street	Roseteet	Dead End				x									
B	\$316,250	10th Street	Hodges Street	Bilbo Street			x										
B	\$8,372,000	Prien Lake Road	Kirkman Street	5th Avenue			x										
B	\$765,063	1st Avenue	See Street	Dead End			x										
B	\$747,500	Kirkman Street	Opelousas Street	N. Railroad Avenue			x										
B	\$6,000,000	Fitzmeiter Road widening	Highway 171	Goos Boulevard	x												
B	\$8,000,000	Sallier Street	Lake Street	Ryan Street			x										
B	\$431,250	Repair Bilbo Street	Transit Center	Kirby Street			x										
B	\$750,000	Install right-turn lane on Southpark Drive	McNeese Street		x												

Ongoing: Design, bid, or construction  
A-1st or 2nd year  
B-3rd to 5th year  
C-6th or later year  
D-contingent on external funding

# FY19-20 through FY23-24 Street and Road Improvement Projects

CIP Category	Estimated Project Cost	Project	Limit One	Limit Two	Widen	New	Re-build	Asphalt	Drainage	Inter-section	Side-walks - Bikes	Signals	Overlay	Road Base	Drainage	Water Lines	Sewer Lines
B	\$800,000	Opelousas Street	Kirkman Street	Bank Street			x		x								
C	\$690,000	Orrin Street	Opelousas Street south	Dead End			x		x								
C	\$474,375	13 <sup>th</sup> Street	2nd Avenue	3rd Avenue			x										
C	\$473,800	13 <sup>th</sup> Street	3rd Avenue	4th Avenue			x										
C	\$780,000	Griffin Street	Highway 171/MLK	N. Lincoln Street				x	x								
C	\$770,500	13 <sup>th</sup> Street	4th Avenue	5th Avenue			x										
C	\$414,000	Courtney Street	North Goos Blvd	Prater Street				x	x								
C	\$603,000	N. Adams Street	Gieffers Street North	Dead End				x	x								
C	\$243,000	N. Adams Street	Gieffers Street South	Dead End				x	x								
C	\$765,000	Commercial Street	Booker Street	Lincoln Street				x	x								
C	\$1,200,000	Fitzenreiter Road	Highway 171/MLK East	Dead End				x	x				x				
C	\$414,000	Hagan Street	N. Goos Blvd	Prater Street				x	x								
C	\$492,200	Ernest Street	Glen Street	W. 18th Street			x										
C	\$867,000	Woodard Street	N. Goos Blvd	Pear Street				x	x								
C	\$9,500,000	Goos Boulevard	Harless Street	Fitzenreiter Road		x					x					x	x
C	\$613,200	N. Booker Street	Ray Street	Dead End				x	x								
C	\$1,297,775	St. Mary Drive (Loop)	Shattuck	Shattuck			x		x								
C	\$307,800	Boston Alley	Broad Street	Mill Street			x	x									
C	\$626,750	Winnie St.	Sallier St.	Louie St.			x										
C	\$189,750	6th Street	Ford Street	Kirkman Street			x										
C	\$1,076,975	Common Street	Pine Lake	Alamo			x				x						
C	\$900,000	Ford Street	Pine Street	Division Street			x		x	x							
C	\$2,220,000	Fitzenreiter Road	MLK Highway	Dead End				x	x								
C	\$336,000	Donatell Street	Cathy Street	West to Dead End				x	x								
C	\$300,000	Donatell Street	Cathy Street	East to Dead End				x	x								
C	\$508,875	Drew	Kirkman Street	Moss Street			x										
C	\$780,000	Hagan Street	Prater Street	Shattuck Street				x	x								
C	\$649,200	N. Grace Street	Highway Street	Medora Street				x	x								
C	\$888,000	Guinn Street	N. Grace Street	Carney Street				x	x								
C	\$247,200	Tasca Street	Guinn Street	Medora Street				x	x								
C	\$189,000	Carney Street	Carney Street	Donatell to Guinn Street				x	x								
C	\$7,000,000	5th Avenue	McNeese Street	Prien Lake Road			x										
C	\$488,750	Legion Street	4th Avenue	Dead End													
C	\$330,000	9th Avenue	2nd Street	3rd Street				x	x								
CD	\$25,000,000	Country Club Road	Big Lake Road	Ilhes Road	x				x		x					x	x
CD	\$15,000,000	Country Club Road	Ilhes Road	Weaver Road	x				x		x					x	x
CD	\$30,000,000	Country Club Road	Nelson Road	Lake Street	x				x		x					x	x
CD	\$30,000,000	Big Lake Rd	Country Club Road	Gauthier Road	x				x		x					x	x

Ongoing: Design, big, or construction

A-1st or 2nd year

B-3rd to 5th year

C-6th or later year

D-contingent on external funding

# FY19-20 through FY23-24 Street and Road Improvement Projects

CIP Category	Estimated Project Cost	Project	Limit One	Limit Two	Widen	New	Re-build	Asphalt	Drainage	Inter-section	Side-walks - Bikes	Signals	Overlay	Road Base	Drainage	Water Lines	Sewer Lines
CD	\$10,000,000	W. Prien Lake Road Bridge	Contraband Bayou	Holly Hill Traffic Circle	x						x						
CD	\$15,500,000	Enterprise Boulevard	Katherine Street	Goos Blvd		x					x					x	x
CD	\$15,500,000	Elliott Road	Country Club Road	Ham Reid Road	x				x		x						
CD	\$16,000,000	Lake Street	Country Club Road	Ham Reid Road	x				x		x						x
CD	\$14,010,450	E. Prien Lake St.	Ryan St.	Hwy 14			x		x	x	x						
	\$1,440,000	Goos Boulevard	Knapp Street	Fitzreiter Road				x	x								
	\$780,000	Sally Mae Street	Gieffers Street	Commercial Street				x	x								
	\$300,000	Highway Street	MLK Highway	Dead End				x	x								
	\$390,000	Comeaux Street	N. Grace Street	Dead End				x	x								
	\$840,000	Junior Street	Knapp Street	Theriot Street				x	x								
	\$540,000	N. Lyons Street (school nearby)	Opelousas Street	Jackson Street				x	x								
	\$1,200,000	Fournet Street	Enterprise Boulevard	N. Blake Street				x	x								
	\$810,000	Franklin Street	Opelousas Street	N. Railroad Avenue				x	x								
	\$690,000	N. Grace Street	Highway Street	Medora Street				x	x								
	\$1,200,000	N. Grace Street	Opelousas Street (nd	Dead End				x	x								
	\$720,000	N. Grace Street	Opelousas Street (so	Dead End				x	x								
	\$390,000	Bryne Street	N. Grace Street	Dead End				x	x								
	\$630,000	Brammer Lane	Opelousas Street	Dead End				x	x								
	\$900,000	Gunn Street	N. Grace Street	Cathy Street				x	x								
	\$210,000	Carney Street	Gunn Street	Donatell Street				x	x								
	\$270,000	Tasca Street	Gunn Street	Medora Street				x	x								
	\$960,000	Old Highway 171	MLK Highway	South Pack Road				x	x								
	\$630,000	Conoco Street	Old Highway 171	Dead End				x	x								
	\$1,050,000	South Pack Road	Old Highway 171	Dead End				x	x								
	\$750,000	Mary Street	MLK Highway	Dead End				x	x								
	\$540,000	Poe Street	MLK Highway	Walker Street				x	x								
	\$450,000	Walker Street	Poe Street	Medora Street				x	x								
	\$900,000	North Grace Street	MLK Highway	Kinder Street				x	x								
	\$642,000	Lynn Street (change to asphalt only)	MLK Highway	Dead End				x	x								
	\$420,000	Hagan Street	MLK Highway	Dead End				x	x								
	\$630,000	Collax Street	MLK Highway	Dead End				x	x								
	\$860,000	Kinder Street	MLK Highway	Dead End				x	x								
	\$282,000	Griffin Street	MLK Highway	Simmons Street				x	x								
	\$498,000	North Lincoln Street	Griffin Street	Dead End				x	x								
	\$318,000	Wendell Street	Griffin Street	Dead End				x	x								
	\$300,000	Mayo Street	Griffin Street	Dead End				x	x								
	\$210,000	Adam Street	See Street	Channel Street				x	x								
	\$660,000	Channel Street	Simmons Street	Junior Street				x	x								
	\$396,000	Woodring Street	Simmons Street	North Booker Street				x	x								
	\$780,000	Malcolm Street	Commercial Street	Geiffers Street				x	x								

Ongoing: Design, big, or construction  
A-1st or 2nd year  
B-3rd to 5th year  
C-6th or later year  
D-contigent on external funding

# FY19-20 through FY23-24 Street and Road Improvement Projects

CIP Category	Estimated Project Cost	Project	Limit One	Limit Two	Widen	New	Re-build	Asphalt	Drainage	Inter-section	Side-walks - Bikes	Signals	Overlay	Road Base	Drainage	Water Lines	Sewer Lines
	\$396,000	Hagan Street	Simmons Street	North Booker Street				x	x								
	\$720,000	North Booker Street	Theriot Street	Dead End				x									
	\$210,000	Ray Street	North Adams Street	North Booker Street				x	x								
	\$1,200,000	Adams Street	Woodard Street	Knapp Street				x	x								
	\$540,000	Harless Street	Peara Street	North Booker Street				x	x								
	\$420,000	Hagan Street	MLK Highway	Malcolm Street				x	x								
	\$540,000	Malcolm Street	Hagan Street	Mary Street				x	x								
	\$411,000	Poe Street	MLK Highway	Malcolm Street				x	x								
	\$690,000	Mary Street	MLK Highway	Graham Street				x	x								
	\$300,000	Wendell Street	Hagan Street	Poe Street				x	x								
	\$840,000	Cherry Street	Moeling Street	See Street				x	x								
	\$420,000	Junior Street	Moeling Street	Katherine Street				x	x								
	\$420,000	Hagan Street	Prater Street	Dead End				x	x								
	\$690,000	Armstrong Street	Frage Street	South Railroad Avenue				x	x								
	\$420,000	South Railroad Avenue	Armstrong Street	Holmes Street				x	x								
	\$672,000	Holmes Street	South Railroad Avenue	Frage Street				x	x								
	\$240,000	Center Street	Belden Street	Church Street				x	x								
	\$552,000	Church Street	Center Street	Armstrong Street				x	x								
	\$1,020,000	Armstrong Street	Cline Street	Broad Street				x	x								
	\$165,000	Jackson Street	Jake Street	Simmons Street				x	x								
	\$192,000	Simmons Street	Jackson Street	I-10				x	x								
	\$420,000	Courtney Street	Prater Street	Goos Boulevard				x	x								
	\$810,000	Hagan Street	Prater Street	Shattuck Street				x	x								
	\$720,000	Woodard Street	Pear Street	Goos Boulevard				x	x								
	\$1,440,000	Commercial Street	North Jake Street	Prater Street				x	x								
	\$330,000	Adams Street	Opelousas Street	Dead End				x	x								
	\$860,000	Conoco Street	MLK Highway	Ory Street				x	x								
	\$222,000	Malcolm Street	Conoco Street	??				x	x								
	\$216,000	North Booker Street	Medora Street	Knapp Street				x	x								
	\$420,000	Woodard Street	Graham Street	Dead End				x	x								
	\$420,000	Dewey Street	North Lincoln Street	Dead End				x	x								
	\$420,000	Katherine Street	North Lincoln Street	Dead End				x	x								
	\$960,000	Poplar Street	Sally Mae Street	Dead End				x	x								
	\$672,000	Blackwell Street	Sally Mae Street	Dead End				x	x								
	\$690,000	Crockett Street	MLK Highway	Ory Street				x	x								
	\$1,440,000	Mount Talbot Street	McNabb Street	Frage Street				x	x								
	\$285,000	Orrin Street	Harless Street	Knapp Street				x	x								

Ongoing: Design, big, or construction  
A-1st or 2nd year  
B-3rd to 5th year  
C-6th or later year  
D-contingent on external funding

**CITY OF LAKE CHARLES**  
**CAPITAL IMPROVEMENT PLAN**  
**FY19-20 through FY23-24 Water and Wastewater Projects**

CIP Category	Estimated Project Cost	Project	Limit One	Limit Two
<b>Water Projects</b>				
Ongoing	\$1,000,000	Ongoing: Citywide Water System Improvements		
Ongoing	\$21,202,000	SE - New 6.0 MGD Water Plant		
Ongoing	\$8,090,000	SE - New 6.0 MGD Water Plant Distribution Lines		
Ongoing	\$943,106	GW - Enlarge Transmission Lines Leaving Site		
Ongoing	\$650,000	SW - Chlorine Containment		
Ongoing	\$1,640,000	McN - Sedimentation Basin and controls		
Ongoing	\$1,900,000	SW - Install new 2MM gallon ground storage tank		
A	\$450,000	GW - Demolition of abandoned clearwell and HSPS		
A	\$410,000	CenterW - Starter and Controls upgrade		
A	\$2,230,000	CH - Sedimentation Basin and Filters		
A	\$1,900,000	SW: Overhaul filter backflush system		
A	\$300,000	Install water loop on W. Prien Lake Road	Burton Lane	Swanson Street
A	\$1,500,000	Center - Overhaul filter media beds		
A	\$500,000	CH - Overhaul filter media beds		
A	\$1,000,000	McN - Overhaul filter media beds		
B	\$750,000	SW - Replace water well		
B	\$650,000	GW - Chlorine Containment		
B	\$780,000	GW - Replace transmission lines near HSPS and WTP		
B	\$400,000	GW - Install new Distribution office building and facilities		
B	\$450,000	GW - Install Generator		
B	\$2,000,000	McN - MCC/Pump and Cl2 buildings and chlorine containment		
B	\$11,550,000	CH - New 4 mgd plant		
B	\$10,000,000	Install electronic water meters		
B	\$900,000	SW - Overhaul elevated storage tank		
C	\$10,220,000	Center -Build new 6 MM plant		
C	\$650,000	McN - Install Generator		
C	\$200,000	SW - Install ATS on generator and SCADA signal (2)		
<b>Wastewater Projects</b>				
Ongoing	\$1,000,000	Ongoing: Citywide sewer collection rehab		
Ongoing	\$1,000,000	Ongoing: Citywide wastewater system improvements		
Ongoing	\$4,000,000	University Place Basins: sewer line rehabs		

Ongoing: Design, big, or construction  
A-1st or 2nd year  
B-3rd to 5th year  
C-6th or later year  
D-contigent on external funding

## FY19-20 through FY23-24 Water and Wastewater Projects

Ongoing	\$1,400,000	Esplanade LS: re-build/expand		
Ongoing	\$19,250,000	Install "interloop" WW extension		
Ongoing	\$2,000,000	Basin A-3 rehab		
Ongoing	\$300,000	Enlarge Nelson Road LS forcemain	Ham Reid LS	30 inch force main
Ongoing	\$250,000	Morganfield lift station upgrade		
Ongoing	\$2,000,000	Basin A-7 rehab		
A	\$1,400,000	Line Holly Hill LS WW Line	Holly Hill LS	Holly Hill Traffic Circle
A	\$1,000,000	Morganfield sewage extension		
A	\$3,500,000	WWTP A Influent wetwell and Pump Rehab		
A	\$500,000	Plant A - rebuild clarifier chain and flights		
A	\$190,000	Install sewerage: Salene, Lawrence, and A Miller roads		
A	\$1,000,000	Install sewerage: along Country Club Road	Nelson Road	Prien Lake Road
A	\$900,000	Install sewerage in Lafanette Road area	Elliott Road	S. Prien Lake Road
A	\$500,000	Install sewerage in Westridge Subdivision		
AD	\$4,180,000	Sarver Street LS: rebuild/expand		
AD	\$6,120,000	Sarver Street LS: Install second 30 inch force main to WWTP D		
AD	\$900,000	Install lift station system near Prien Lake and Heard Roads		
B	\$10,000,000	Sarver Street LS: incoming transport lines		
B	\$500,000	Install sewage lines on W. Prien Lake Road	Nelson Road	Burton Lane
B	\$2,250,000	WWTP A Final Clarifier Upgrade		
B	\$5,000,000	Oak Park area: sewer line rehab		
B	\$1,500,000	St. Pat's area: sewer line rehab		
B	\$250,000	Timberly Terrace sewage improvements	Raintree Cove	Carriage Lane
B	\$1,340,000	Lake Street - Line sewerage trunk	College Street	18th Street
B	\$660,000	18th Street - Line sewerage trunk	Lake Street	BC Treatment Plant
B	\$10,000,000	Plant A - Install circular clarifiers		
B	\$300,000	Install sewerage on Arvilla Lane		
B	\$1,000,000	Install sewerage in Turnberry, Fairway Lane area		
BD	\$21,000,000	Plant D - Phase 2 to enlarge capacity to ease other plants		
BD	\$10,000,000	Install sewerage: along Red Davis Road	Highway 14	Common Street
C	\$20,000,000	Basins: A-1 through A-11, minus A-4 and A-3		
C	\$2,000,000	Sewage in District E	Where none exists	
C	\$10,000,000	WWTP A Wet Weather storage tanks		
C	\$10,000,000	WWTP D Wet Weather storage tanks		
C	\$500,000	Extend sewerage: River Road housing	Ryan Street	Dead End
C	\$250,000	Extend sewerage to west end Lisle Peters		
C	\$275,000	Install sewerage in Kara Bay subdivision		
<b>Water/Wastewater Projects</b>				
Ongoing	\$1,100,000	Ham Reid Road Utilities Extension	Elliott Road	Big Lake Road

Ongoing: Design, big, or construction  
A-1st or 2nd year  
B-3rd to 5th year  
C-6th or later year  
D-contingent on external funding

### FY19-20 through FY23-24 Water and Wastewater Projects

Ongoing	\$1,600,000	Extend McNeese Street utilities to new golf course	East of Corbina Road	
Ongoing	\$5,000,000	Water/wastewater extensions and loopings		
BD	\$5,000,000	Extend utilities to serve Chennault mega-sites		

Ongoing: Design, big, or construction  
A-1st or 2nd year  
B-3rd to 5th year  
C-6th or later year  
D-contigent on external funding

**CITY OF LAKE CHARLES**  
**CAPITAL IMPROVEMENT PLAN**  
**FY19-20 through FY23-24 Drainage Improvement Projects**

CIP Category	Estimated Project Cost	Project	Limit One	Limit Two
Ongoing	\$1,000,000	Ongoing: Citywide misc. drainage improvements		
Ongoing	\$1,000,000	Ongoing: Citywide Ditch and Drainage Lateral Maintenance		
Ongoing	\$1,000,000	Ongoing: Detention Ponds, Drainage Initiatives		
Ongoing	\$1,000,000	Ongoing: Citywide CCTV work on stormwater drains		
Ongoing	\$900,000	Enterprise Blvd	5th Street	7th Street
Ongoing	\$700,000	N. Grace Street	Medora Street	Highway Street
Ongoing	\$300,000	Broadmoor Street	South Broadmoor Loop	9th Avenue
Ongoing	\$890,000	Legendre Street Drainage Phase 2	McNeese Street	Contraband Bayou
Ongoing	\$551,000	The Village drainage improvements (2018 CDBG)	S. Roosevelt upstream	
Ongoing	\$1,400,000	4th Avenue - replace drainage lateral	1st Street	6th Street
Ongoing	\$220,000	River Road drainage	Ryan Street west	
Ongoing	\$433,000	Replace Kirkman Street drainage outfall	Kirkman/Opelousas Intersection	River
Ongoing	\$360,000	CDBG 2018 (District C)	S. Roosevelt Drainage - Phase 2	
Ongoing	\$300,000	N. Division	Bank Street	Reid Street
Ongoing	\$200,000	Hodges Street	Pine Street	Pryce Street
Ongoing	\$150,000	Pujo Street	Louisiana Avenue	Bank Street
Ongoing	\$200,000	3rd Avenue	S. of Oak Park Boulevard	
Ongoing	\$350,000	Oak Park Boulevard Lateral (2nd Avenue) - Repairs		
Ongoing	\$200,000	Kirkman Street	Pine Street	Outfall
Ongoing	\$325,000	Misc. improvements (Walter, Laurel, Pine Valley, Opal/Placid)		
A	\$300,000	Goos Blvd and Mill Street	Intersection	
A	\$517,500	Enterprise Blvd and 13th Street - 15th Street		
A	\$172,500	End of 1st Avenue off Mitchell Street		
A	\$1,500,000	Legendre Street Drainage Phase 3		
A	\$245,050	Enterprise Blvd (Pipe Bursting) - Phase 1	12th Street	15th Street
AD	\$350,000	Install detention pond at Louisiana Avenue		
B	\$250,000	7th Avenue	2nd Street	Dead End
B	\$1,250,000	Common Street	College Street	Prien Lake Road
B	\$473,800	Morgan & Shaw Street	Grein	8th Street
B	\$1,600,800	3rd Street	Rosteet Street	6th Avenue

Ongoing: Design, bid, or construction  
A-1st or 2nd year  
B-3rd to 5th year  
C-6th or later year  
D-contingent on external funding

## FY19-20 through FY23-24 Drainage Improvement Projects

CIP Category	Estimated Project Cost	Project	Limit One	Limit Two
B	\$200,000	Improve drainage at Ryan Street and I-210 ramps	Intersection	
B	\$250,000	Improve drainage near Opelousas and Jake Streets	Opelousas Street Interchange	Jake Street
B	\$250,000	Improve drainage at Enterprise Boulevard and Mill Street		
B	\$350,000	Michael Debakey Drive at Griffith Coulee lateral crossing		
B	\$400,000	Opelousas Outfall	Jackson Street	Kirkman/Opelousas Intersection
B	\$371,800	Enterprise Blvd (Pipe Bursting) - Phase 2	16th Street	Alamo Street
B	\$321,100	Enterprise Blvd (Pipe Bursting) - Phase 3	Alamo Street	Prien Lake Road
BD	\$750,000	Repair Missouri-Pacific Lateral Erosion	Highway 14	Russell Street
C	\$1,000,000	Foster Street	Michael Debakey Drive	Shell Beach Drive
C	\$500,000	Louisiana Avenue	McNeese Street	Dead End
C	Unknown	Lyon Street and Moeling Street		
C	Unknown	1st Avenue and Commercial Street		
C	Unknown	Moss Street and Church Street		
C	Unknown	Pack Road and South Pack		
C	Unknown	Conoco Street (Eastside)		
C	Unknown	Johanna Street and 2nd Street		
C	Unknown	Kirkman Street and Pujo Street		
C	Unknown	Kirkman Street and Broad Street		
C	Unknown	Kirkman Street and Beldon Street		
C	Unknown	Broad Street and Enterprise Blvd (SE Corner)		
C	Unknown	Chandler Street and Mill Street		
C	\$2,357,500	3rd Avenue and 2nd Street - 11th Street		
C	Unknown	Enterprise Blvd and Division Street		
C	Unknown	16th Street (Dead End)		
C	Unknown	Admiral King Street and General Collins Street		
C	Unknown	Admiral King Street and General Marshall Street		
C	Unknown	6th Avenue and Evelyn Street		
C	Unknown	The Terrace Area		
C	Unknown	Kirkman Street and 7th Street		
C	Unknown	St. Anthony Street and Barbe Street		
C	Unknown	Penn Street (Dead End)		
C	Unknown	Barbe Street and Norben Drive		
C	Unknown	Alamo Street and Common Street		
C	Unknown	Alamo Street and Kirkman Street		
C	Unknown	Brundrette Street (Dead End)		
C	Unknown	University Area		

Ongoing: Design, bid, or construction  
A-1st or 2nd year  
B-3rd to 5th year  
C-6th or later year  
D-contingent on external funding

### FY19-20 through FY23-24 Drainage Improvement Projects

CIP Category	Estimated Project Cost	Project	Limit One	Limit Two
C	Unknown	Gulf Gates Subdivision		
C	Unknown	Benoit Road and S. Prien Lake Road		
C	Unknown	Mary Ann and Sale Road		
C	Unknown	Pecan Acres Drive		
C	Unknown	Meadow Lane and McNeese Street		

Ongoing: Design, bid, or construction  
A-1st or 2nd year  
B-3rd to 5th year  
C-6th or later year  
D-contingent on external funding

**CITY OF LAKE CHARLES**  
**CAPITAL IMPROVEMENT PLAN**  
**FY19-20 through FY23-24 Downtown and Lakefront Projects**

CIP Category	Estimated Project Cost	Project	Limit One	Limit Two
<b>Civic Center Area Projects</b>				
Ongoing	\$1,500,000	Ongoing: Civic Center facility and grounds improvements		
Ongoing	\$440,000	Replace Rosa Hart Theatre rigging systems and fire curtain		
Ongoing	\$300,000	Light and power upgrades at Bord du Lac Park		
B	\$3,500,000	Bord du Lac Park Amphitheatre		
B	\$3,300,000	Civic Center Westside Festival Plaza -Bord du Lac Blvd.		
B	\$20,000,000	Parking Garage for the DT/Civic Center area		
B	\$250,000	Upgrade Rosa Hart Theatre lighting to LED		
<b>Road and Pedestrian Projects</b>				
B	\$350,000	Lakeshore Drive Traffic Calming (Phase 1): Re-striping, signals	Clarence Street	Broad Street
B	\$100,000	Gill Street	Ryan Street	Lakeshore Drive
B	\$2,200,000	Lakeshore Drive Calming (Phase 2): Beautification - medians, turn lanes, lights	Clarence Street	Broad Street
B	\$500,000	Civic Center Eastside Entrance - lighting, landscaping, fountain upgrade, irrigation		
C	\$1,500,000	East Civic Center Dr. - connector	Lakeshore Drive	Bord du Lac
C	\$1,500,000	North Civic Center Dr. - connector	Lakeshore Drive	Bord du Lac
C	\$1,500,000	Tract One A: South Civic Center Dr./ Kirby St. connector	Kirby Street	Civic Center
C	\$2,500,000	Pine St. and Pryce St. connector including storm drainage	Veteran's Memorial	Lakefront
C	\$1,250,000	Pithon Coulee Walking Trail	Common Street	Ryan Street
C	\$1,500,000	North Bord du Lac Dr. reconfigure		
<b>Other Downtown/Lakefront Projects</b>				
Ongoing	\$5,000,000	Shoreline Stabilization and Boardwalk Extension	End of Existing Seawall	Pinnacle Site
Ongoing	\$250,000	Ongoing: Beautification of Interstate Exchanges	Cove Lane, Holly Hill, I-10 Ryan St off-ramp	
Ongoing	\$3,500,000	Port Wonder		
Ongoing	\$5,000,000	Lakefront/Downtown Improvements		
A	\$1,000,000	Pinnacle Site Work		
A	\$2,000,000	Additional Downtown Streetscaping Projects		

Ongoing: Design, big, or construction  
A-1st or 2nd year  
B-3rd to 5th year  
C-6th or later year  
D-contigent on external funding

### FY19-20 through FY23-24 Downtown and Lakefront Projects

CIP Category	Estimated Project Cost	Project	Limit One	Limit Two
A	\$200,000	Christmas lighting for Downtown		
A	\$120,000	North Beach - Repair Restrooms		
A	\$300,000	Econ. Dev. - I-10 Corridor		
A	\$300,000	Econ. Dev. - Enterprise Boulevard		
A	\$100,000	Econ. Dev. - Lakefront District (Hotel Tax)		
AD	\$400,000	Community Incubator in NLC		
B	\$950,000	North Beach Improvements		
B	\$700,000	Dow Settlement Recipient		
C	\$20,000,000	Harbor/Marina		

Ongoing: Design, big, or construction  
A-1st or 2nd year  
B-3rd to 5th year  
C-6th or later year  
D-contingent on external funding

**CITY OF LAKE CHARLES**  
**CAPITAL IMPROVEMENT PLAN**  
**FY19-20 through FY23-24 Pedestrian Projects**

CIP Category	Estimated Project Cost	Project	Limit One	Limit Two	CS - CDBG
<b>Trail Projects</b>					
Ongoing	\$500,000	1st Avenue Multi Use Trail - Phase 2 (includes state funds)	Broad Street	7th Street	
A	\$600,000	1st Avenue Trail - Phase 3	Broad St	Winterhalter	
B	\$2,000,000	Pedestrian & Bike Trail - Phase 2 Citywide			
<b>Sidewalk Projects</b>					
Ongoing	\$1,200,000	Ongoing: Sidewalks new construction - citywide			
Ongoing	\$400,000	Ongoing: Sidewalk repairs - citywide			
Ongoing	\$50,000	Ongoing: Install, restripe street pedestrian crossings			
Ongoing	\$350,000	Safe Routes Program	Barbe Elementary		
Ongoing	\$247,620	Lake St. East Side	18th Street	Sallier	
Ongoing	\$196,470	Sale Road	Lake Street	Ryan Street	
Ongoing	\$58,950	Madeline St South Side	Common Street	Kirkman Street	
Ongoing	\$46,712	Illinois St. South Side	Brentwood	Walton	
Ongoing	\$102,639	W. Sale Rd North Side	W. Prien	Existing Sidewalk	
Ongoing	\$111,749	W. Sale Rd South Side	W. Prien	Existing Sidewalk	
Ongoing	\$283,642	Lisle Peters Rd.	Big Lake Rd	E. Saint Charles	
Ongoing	\$75,000	Bilbo Street	Clarence Street	Kirby Street	
Ongoing	\$250,000	E. McNeese Street (North Side)	Corbina Road	Lake Crest Blvd	
Ongoing	\$124,425	Canal Street	Sale Road	W. McNeese Street	
Ongoing	\$45,000	Nelson Road (west side)	McNeese south	Apartment Complex	
A	\$22,947	Frugé St. South Side	Malcolm St	Hwy 14	
A	\$65,295	Mt Talbot St South Side	McNabb St	Ball Fields	
A	\$241,277	1st Ave. East Side	12th St	E. Prien Lake	
A	\$321,480	Kirkman St West Side	Prien Lake Road	Walters Street	
A	\$241,827	Weaver Rd. East Side	McNeese Street	Country Club Rd	
A	\$54,000	Oregon Street (both sides)	Texas Street	1st Avenue	
A	\$30,150	Louisiana Avenue (West Side)	Division Street	Clement Street	
B	\$20,025	Pear St. East Side	Knapp St	Harless	
B	\$13,578	VE Washington Ave West Side	I-10 Service Road	Belden St	
B	\$20,389	University Dr. West Side	McNeese St	Existing Sidewalk	
B	\$135,000	Rebuild sidewalks as necessary on Broad Street	Enterprise Blvd	Highway 14	
B	\$150,000	Bilbo Street	Broad Street	Belden Street	
B	\$529,403	Lisle Peters Road	E. Saint Charles	Riverview Lane	
B	\$308,595	Lake Street	Country Club Road South (east side)	South to City Limits	
B	\$31,500	Sidewalk Extension	Anita Drive	6th Street	
B	\$500,000	1st Avenue Trail (Phase 3)	Broad Street north	10 Service Road	

Ongoing: Design, big, or construction  
A-1st or 2nd year  
B-3rd to 5th year  
C-6th or later year  
D-contingent on external funding

## FY19-20 through FY23-24 Pedestrian Projects

CIP Category	Estimated Project Cost	Project	Limit One	Limit Two	CS - CDBG
BD	\$241,617	Weaver Rd. West Side	McNeese St	Country Club Rd	
BD	\$54,000	Rock trail south of Crest Subdivision	Corbina Road	E. approx. 1200 feet	
C	\$117,000	Nelson Rd - north	Prien Lake Road	Contraband Bayou	
C	\$119,351	N. Simmons St. East Side 2	Medora St.	Fitzenreiter	
C	\$26,775	Woodring St North Side	N Booker St	N. Simmons	
C	\$26,775	Woodring St South Side	N Booker St	N. Simmons	
C	\$58,268	Medora St. North Side	N. Prater St.	N. Booker	
C	\$85,255	N. Blake St. East Side	Moeling St	Gieffers	
C	\$126,000	N. Booker St. East Side	Moeling St.	Knapp St	
C	\$59,265	Katherine St South Side	N Prater St	N. Booker	
C	\$60,660	N. Blake St. West Side	Commercial St	Gieffers	
C	\$26,010	N. Shattuck St. East Side	Moeling St.	Martha	
C	\$117,316	N. Simmons St. West Side	Moeling	Opelousas	
C	\$117,465	N. Simmons St. East Side	Moeling	Opelousas	
C	\$46,350	Griffin St South Side	N. MLK Hwy	Sally Mae	
C	\$17,767	Pine St. South Side	Bank St	Louisiana Ave	
C	\$3,737	Connecting Pedestrian Path	N. Shattuck	Fournet	
C	\$26,730	N. Ryan St East Side	S Railroad Ave	Jackson	
C	\$19,305	Church St. North	Ford St	Kirkman	
C	\$47,221	Fitzenreiter Rd South Side	N. Lincoln	Hwy 171	
C	\$28,466	Courtney St. South Side	N. Goos Blvd	N. Prater	
C	\$57,956	N. Goos Blvd. East Side	Courtney St	Existing Sidewalk	
C	\$96,165	Fournet St North Side	N. Enterprise Blvd	N. Shattuck	
C	\$134,595	Jackson St South Side	N. Bank	N. Ryan	
C	\$237,600	1st Ave. East Side 2	Broad St	12th Street	
C	\$60,300	Evans St South Side	S Shattuck St.	Prater St	
C	\$41,811	12th St. North Side	1st Ave	2nd Ave	
C	\$121,500	Winterhalter St. South Side	S. Shattuck St	Albert	
C	\$9,029	I-10 Srv. Rd North	Belden St	Albert	
C	\$33,570	Cline St South Side	Holmes St	S MLK Hwy	
C	\$29,102	6th St. North Side 2	5th Ave	6th Ave	
C	\$99,120	S Shattuck St East Side	Belden St	Carter St	
C	\$12,243	Broad St. North Side	VE Washington	1st Ave	
C	\$9,429	Broad St. North Side 2	S Lyon	Existing Sidewalk	
C	\$241,626	1st Ave. West Side	12th St	E. Prien Lake	
C	\$53,150	12th St. North Side 2	Gerstner Memorial Dr	Russell St	
C	\$51,317	12th St. South Side	Gerstner Memorial Dr	Russell St	
C	\$47,618	6th Ave. East Side	6th St	9th St	
C	\$56,241	6th Ave. East Side 2	Legion St	12th Street	
C	\$117,847	3rd St. North Side	6th Ave	Gerstner Memorial	
C	\$118,074	3rd St. South Side 2	6th Ave	Gerstner Memorial	
C	\$56,070	3rd St South Side 3	Gerstner Memorial Dr	McNabb St	

Ongoing: Design, big, or construction  
A-1st or 2nd year  
B-3rd to 5th year  
C-6th or later year  
D-contingent on external funding

## FY19-20 through FY23-24 Pedestrian Projects

CIP Category	Estimated Project Cost	Project	Limit One	Limit Two	CS - CDBG
C	\$339,153	5th Ave West Side	College St	E. McNeese	
C	\$270,540	Hwy 14 West Side 2	Rail Road Tracks	Taylor	
C	\$274,800	Gerstner Memorial Dr East Side 2	E. Prien	McNeese Farm	
C	\$165,240	E Prien Lake Rd North Side 4	5th Ave	Hwy 14	
C	\$232,076	Hwy 14 West Side	Coolidge	McNeese St	
C	\$115,466	Gerstner Memorial Dr. East Side	Broad St	4th St	
C	\$179,746	Gerstner Memorial Dr. West Side	Broad St	Existing Sidewalk	
C	\$317,847	E McNeese St. North Side	Gerstner Memorial Dr	Existing Sidewalk	
C	\$28,980	Louisiana Ave West Side	Division St	Clements St	
C	\$18,900	Division St South Side	Bank St	Louisiana Ave	
C	\$8,328	5th St. South Side	Louisiana Ave	Existing Sidewalk	
C	\$267,440	Common St. West Side	Clarence St	17th St	
C	\$75,600	2nd St South Side	Enterprise Blvd	2nd Ave	
C	\$14,524	4th St. South Side	Louisiana Ave	Enterprise Blvd	
C	\$19,314	6th St North Side	Bank St	Louisiana Ave	
C	\$35,902	6th St South Side	Bank St	Enterprise Blvd	
C	\$226,695	Common St. East Side	6th St	17th St	
C	\$186,647	W. Sallier St. North Side	Lake St	Ryan St	
C	\$129,076	E. Sallier St. North Side	Ryan St	Kirkman St	
C	\$113,101	3rd St. South Side	Enterprise Blvd	3rd Ave	
C	\$42,882	E. Sallier St. North Side 2	Bank St	Enterprise Blvd	
C	\$176,967	Burton Ln. West Side	W. Prien	W. Sale Rd	
C	\$177,191	Burton Ln. East Side	W. Prien	W. Sale Rd	
C	\$16,811	Enterprise Blvd. East	Broad St	Existing Sidewalk	
C	\$92,820	Cypress St West Side	Louie St	18th St	
C	\$92,820	Cypress St East Side	Louie St	18th St	
C	\$11,467	Enterprise Blvd. West Side 2	Broad St	Existing Sidewalk	
C	\$45,300	Hazel St West Side	W. 18th St	Penn St	
C	\$45,300	Hazel St East Side	W. 18th St	Penn St	
C	\$73,934	Broad St. South Side	1st Ave	Louisiana Ave	
C	\$254,940	Prien Lake Rd. North Side	Lake St	Ryan St	
C	\$317,340	W. Prien Lake Rd. South Side 2	Lake St	Nelson Rd	
C	\$235,753	W. Prien Lake Rd. East Side	W. Prien	W. Sale Rd	
C	\$313,558	W. Prien Lake Rd South Side	Nelson Rd	W. Prien Lake	
C	\$556,250	Nelson Rd. West Side	W. Prien	Country Club Rd	
C	\$66,050	Nelson Rd. East Side	W. Prien	W. Prien Lake	
C	\$172,821	Bank St. West Side	Gulf St	12th Street	
C	\$62,271	Moss St. East Side	12th St	15th Street	
C	\$172,341	Bank St. East Side	Gulf St	12th Street	
C	\$63,423	18th St. South Side	Ryan St	Common St	
C	\$63,277	18th St. North Side	Ryan St	Common St	
C	\$62,368	Moss St. West Side	12th St	15th Street	
C	\$106,423	13th St. North Side	Enterprise Blvd	Moss St	

Ongoing: Design, big, or construction  
A-1st or 2nd year  
B-3rd to 5th year  
C-6th or later year  
D-contingent on external funding

## FY19-20 through FY23-24 Pedestrian Projects

CIP Category	Estimated Project Cost	Project	Limit One	Limit Two	CS - CDBG
C	\$106,322	13th St South Side	Moss	Enterprise Blvd	
C	\$58,500	Azalea St South	Kirkman St to Existing Sidev	Louisiana Ave	
C	\$118,684	15th St. North Side	Hodges St	Bank St	
C	\$118,860	15th St. South Side	Hodges St	Bank St	
C	\$196,470	W. Sale Rd. North Side 2	Lake St	Ryan St	
C	\$43,980	14th St North Side	Bank St	Enterprise Blvd	
C	\$43,787	14th St South Side	Bank St	Enterprise Blvd	
C	\$48,953	Creole St. East Side	W. College	Julius St	
C	\$62,274	W. LaGrange St. North Side	Lake St	Creole St	
C	\$281,880	Kirkman St East Side	Prien Lake	Madeline St	
C	\$41,700	E Prien Lake Rd North Side 2	Kirkman St.	Existing Sidewalk	
C	\$155,220	E Prien Lake Rd North Side 3	Buston	2nd Ave	
C	\$72,780	Kirkman St East Side 2	Walters	McCall St	
C	\$92,820	Kirkman St West Side 2	Gayle	McCall St	
C	\$81,756	E. McNeese St South Side	Ryan St	Common St	
C	\$312,125	W. McNeese St. North Side 3	Lake St	Ryan St	
C	\$255,805	W. McNeese St South Side 4	Lake St	Ryan St	
C	\$35,505	Overhill Dr North Side	Central Pkwy	Existing Sidewalk	
C	\$35,505	Overhill Dr South Side	Central Pkwy	Existing Sidewalk	
C	\$30,825	Jefferson Dr North Side	Existing Sidewalk to Nelson	University Dr	
C	\$145,319	University Dr South Side	Lake St	Jefferson Dr	
C	\$244,909	Ihles Rd. East Side	W. Sale	Country Club Rd	
C	\$126,459	W. McNeese St. North 2	Eileen St	Nelson Rd	
C	\$1,155,582	Country Club Rd. North Side	Jefferson Dr.	Big Lake Rd	

Ongoing: Design, big, or construction  
 A-1st or 2nd year  
 B-3rd to 5th year  
 C-6th or later year  
 D-contigent on external funding

**CITY OF LAKE CHARLES**  
**CAPITAL IMPROVEMENT PLAN**  
**FY19-20 through FY23-24 Recreation Projects**

CIP Category	Estimated Project Cost	Project	Limit One	Limit Two
Ongoing	\$450,000	Ongoing: Recreation facility renovations & improvements		
Ongoing	\$200,000	Storage facility/ maintenance barn on Goodman Road		
Ongoing	\$750,000	Install artificial turf at OD Johnson fields		
Ongoing	\$100,000	McMillian Park Improvements		
Ongoing	\$200,000	Upgrade College Oaks bathrooms		
Ongoing	\$2,000,000	Install club house, cart barn, road, parking lot at Mallard Cove		
Ongoing	\$200,000	Partners in Parks		
A	\$500,000	Nellie Litcher District Linear Park (CDBG 2019)	Enterprise Boulevard @ S. Division Street	
B	\$100,000	Goosport Center - Install parking		
B	\$75,000	General Moore Park - Install new restrooms		
B	\$400,000	Henry Heights - Lighting, concession, restrooms		
B	\$150,000	College Oaks - Renovate concession		
B	\$500,000	New park for SW LC		
BD	\$400,000	New park near Anita Drive, partner with Ward 3		

**FY19-20 through FY23-24 Bike Path Projects**

CIP Category	Estimated Project Cost	Project	Limit One	Limit Two
A	\$10,000	Install bike lanes on Mill Street	Veteran's Memorial Dr	Highway 171/MLK
B	\$5,000	Install bike lanes on Hodges Street	Alamo Street	Belden Street
B	\$50,000	Install bike lanes on Kirby Street	Ryan Street	Louisiana Avenue
B	\$300,000	Install bike lanes on 7th Street	Ryan Street	4th Avenue
B	\$5,000	Install bike lanes on 11th Street	Ryan Street	4th Avenue
B	\$10,000	Install bike lanes on 18th Street	Common Street	Highway 14

**FY19-20 through FY23-24 City Building Projects**

CIP Category	Estimated Project Cost	Project	Limit One	Limit Two
Ongoing	\$1,000,000	Ongoing City technology upgrades		
Ongoing	\$150,000	Misc. City Hall Improvements		
Ongoing	\$500,000	Repair Central School roof, seal exterior		

Ongoing: Design, bid, or construction  
A-1st or 2nd year  
B-3rd to 5th year  
C-6th or later year  
D-contingent on external funding

### FY19-20 through FY23-24 City Building Projects

Ongoing	\$400,000	Transit Bus Storage Facility		
Ongoing	\$100,000	Transit Passenger Shelters		
A	\$750,000	Historic City Hall waterproofing/repairs		
A	\$150,000	Transit Surveillance and Security Equipment		
A	\$625,000	Upgrade Central School HVAC system		
B	\$3,200,000	Public Works complex improvements		
B	\$600,000	Replace City Hall Elevators		
B	\$700,000	Waterproof City Hall		
B	\$300,000	Citywide Alarm System Improvements		
C	\$15,000,000	New City Hall		

Ongoing: Design, big, or construction  
A-1st or 2nd year  
B-3rd to 5th year  
C-6th or later year  
D-contingent on external funding

**CITY OF LAKE CHARLES**  
**CAPITAL IMPROVEMENT PLAN**  
**FY19-20 through FY23-24 Major Projects**

CIP Category	Estimated Project Cost	Project	Limit One	Limit Two
> \$5 Million CIP Long-term Projects				
CD	\$30,000,000	Country Club Road	Nelson Road	Lake Street
CD	\$30,000,000	Big Lake Rd	Country Club Road	Gauthier Road
CD	\$25,000,000	Country Club Road	Big Lake Road	Ihles Road
Ongoing	\$21,202,000	SE - New 6.0 MGD Water Plant		
BD	\$21,000,000	Plant D - Phase 2 to enlarge capacity to ease other plants		
B	\$20,000,000	Parking Garage for the DT/Civic Center area		
C	\$20,000,000	Basins: A-1 through A-11, minus A-4 and A-3		
C	\$20,000,000	Harbor/Marina		
Ongoing	\$19,537,176	W. Prien Lake Road (Parish Participation)	Cove Lane	Ihles Road
Ongoing	\$19,250,000	Install "interloop" WW extension		
CD	\$16,000,000	Lake Street	Country Club Road	Ham Reid Road
CD	\$15,500,000	Enterprise Boulevard	Katherine Street	Goos Blvd
CD	\$15,500,000	Elliott Road	Country Club Road	Ham Reid Road
C	\$15,000,000	New City Hall		
CD	\$15,000,000	Country Club Road	Ihles Road	Weaver Road
CD	\$14,010,450	E. Prien Lake St.	Ryan St.	Hwy 14
AD	\$12,000,000	Ihles Road (Parish Participation)	Ihles Road	Country Club Road (384)
B	\$11,550,000	CH - New 4 mgd plant		
A	\$11,000,000	Sallier Street	Lake Street	Marine Street
C	\$10,220,000	Center -Build new 6 MM plant		
B	\$10,000,000	Sarver Street LS: incoming transport lines		
B	\$10,000,000	Plant A - Install circular clarifiers		
B	\$10,000,000	Install electronic water meters		
BD	\$10,000,000	Install sewerage: along Red Davis Road	Highway 14	Common Street
C	\$10,000,000	WWTP A Wet Weather storage tanks		
C	\$10,000,000	WWTP D Wet Weather storage tanks		
CD	\$10,000,000	W. Prien Lake Road Bridge	Contraband Bayou	Holly Hill Traffic Circle
C	\$9,500,000	Goos Boulevard	Harless Street	Fitzenreiter Road
B	\$8,372,000	Prien Lake Road	Kirkman Street	5th Avenue
Ongoing	\$8,090,000	SE - New 6.0 MGD Water Plant Distribution Lines		
B	\$8,000,000	Sallier Street	Lake Street	Ryan Street
C	\$7,000,000	5th Avenue	McNeese Street	Prien Lake Road

Ongoing: Design, big, or construction  
A-1st or 2nd year  
B-3rd to 5th year  
C-6th or later year  
D-contigent on external funding

### FY19-20 through FY23-24 Major Projects

AD	\$6,120,000	Sarver Street LS: Install second 30 inch force main to WWTP D		
B	\$6,000,000	Fitzenreiter Road widening	Highway 171	Goos Boulevard
Ongoing	\$5,000,000	Shoreline Stabilization and Boardwalk Extension	End of Existing Seawall	Pinnacle Site
Ongoing	\$5,000,000	Lakefront/Downtown Improvements		
Ongoing	\$5,000,000	Water/wastewater extensions and loopings		
B	\$5,000,000	Oak Park area: sewer line rehab		
BD	\$5,000,000	Extend utilities to serve Chennault mega-sites		

Ongoing: Design, big, or construction  
A-1st or 2nd year  
B-3rd to 5th year  
C-6th or later year  
D-contingent on external funding

THIS PAGE INTENTIONALLY LEFT BLANK



# **EXHIBITS**

**DEPARTMENTAL CAPITAL OUTLAY SUMMARY**

**SUMMARY OF BUDGETED PERSONNEL AND  
POSITION TOTALS**

**GLOSSARY OF TERMS**

**CITY OF LAKE CHARLES  
FISCAL YEAR 2019 – 2020 ANNUAL BUDGET**

---

**DEPARTMENTAL CAPITAL OUTLAY SUMMARY**

The Department Capital Outlay Summary is the list of vehicle and equipment purchases that were approved for the fiscal year. It also lists major repairs and improvements that are smaller in nature and do not meet the threshold to be considered a capital project. These funds are included in the operating budget of the department, division or fund as listed in the summary.

All items on this list have been specifically justified in writing during the budget process. Rolling stock must identify if it is a new piece of equipment or a replacement. If a replacement, the unit number, age, mileage and other pertinent information is required. This list is used during the year to verify prior to purchasing.

**IMPACT OF DEPARTMENTAL CAPITAL OUTLAY ON OPERATING BUDGET**

As part of the annual budget process, each department is required to submit a list of needed capital equipment acquisitions (items in excess of \$5,000) and major repairs and improvements for facilities.

Vehicles and equipment purchases must indicate if the item is an additional item or the replacement of existing equipment. If it is an addition, justification is required along with a cost estimate. If it is a replacement, the unit number, age of the unit and the current mileage must be provided along with the justification. Nearly all equipment and vehicles are replacements of older units rather than an increase to the current fleet. When vehicles are not replaced timely within their useful life, maintenance cost can become cost prohibitive.

The City operates a Vehicle Maintenance Garage that is a separate division which is budgeted in the General Fund Public Works Department. Charges are allocated on a monthly basis to the various city departments for the cost of automotive supplies. Costs that are incurred for automotive maintenance that is done by outside vendors are charged directly to the department when the cost is incurred. A Cost Allocation Plan is done annually, and the indirect costs that are identified for this service are charged to the various funds, primarily the Enterprise Funds.

In the adopted fiscal year 2019 budget, the Finance Department and the Vehicle Maintenance Division collaborated to update the City's existing vehicle replacement plan. The objective of this plan was to reduce, over time, the average age and mileage of the City's fleet of vehicles; which will ultimately increase fuel efficiency, reduce maintenance costs and increase resale values. This replacement plan has been carried into the proposed budget.

The City entered into an agreement in 2012 with the Calcasieu Parish Sheriff's Office that provides for the maintenance of the Police Department's fleet. The City reimburses the Sheriff's Office for the cost of parts and pays an annual amount of \$63,653 for the cost of a mechanic.

**CITY OF LAKE CHARLES  
FISCAL YEAR 2019-2020 ANNUAL BUDGET**

**DEPARTMENTAL CAPITAL OUTLAY SUMMARY**

		<b><u>Budgeted Amount</u></b>
<b>GENERAL FUND</b>		
<b><u>FIRE DEPARTMENT</u></b>		
	Demo of old AC/DC quarters on Enterprise	\$ 300,000
	Remodel of Fire Station #3 on Moeling	200,000
2	3/4 ton 4 door Crew Cab Pickup Truck	65,000
23	Portable Radios	182,850
	Total Fire Department	<u>747,850</u>
<b><u>POLICE DEPARTMENT</u></b>		
8	Full-Size Sedan (pursuit)	204,000
7	Full-Size SUV (pursuit)	227,500
3	Full-Size Sedan (Non-pursuit)	63,000
1	Full-Size SUV	35,000
1	1/2 ton Pickp Truck	33,000
1	Motorcycle	23,000
1	Cargo Van	30,000
1	Armored Personnel Transporter (City Share)	80,000
	Total Police Department	<u>695,500</u>
<b><u>PUBLIC WORKS</u></b>		
<b><u>GENERAL FUND DIVISIONS</u></b>		
<b>Administration:</b>		
1	Small SUV	24,000
	Total Administration	<u>24,000</u>
<b>Streets:</b>		
1	Compact Excavator	100,000
1	Trailer	24,000
	Total Streets	<u>124,000</u>
<b>Trash Collection:</b>		
1	Rear End Loader	175,000
1	Flat Bed Dump Truck	95,000
	New Top for Incinerator	80,000
	Total Solid Waste-Trash	<u>350,000</u>
<b>Solid Waste-General:</b>		
2	30 yard Side Loader	440,000
	Total Solid Waste-General	<u>440,000</u>
<b>Vehicle Maintenance:</b>		
	GPS Tracking System	75,000
	Total Vehicle Maintenance	<u>75,000</u>

**CITY OF LAKE CHARLES  
FISCAL YEAR 2019-2020 ANNUAL BUDGET**

---

**DEPARTMENTAL CAPITAL OUTLAY SUMMARY**

		<b><u>Budgeted Amount</u></b>
<b>Communication and Traffic:</b>		
1	1/2 Ton Extended Cab Long Wheel Base Pickup Truck	\$ 28,000
	Update on traffic system	<u>300,000</u>
	Total Communication and Traffic	<u>328,000</u>
<b>Engineering</b>		
1	1/2 Ton Extended Cab Pickup Truck with bed cover	<u>28,000</u>
	Total Engineering	<u>28,000</u>
<b>Grounds Maintenance:</b>		
1	4 Wheel Vacuum Sweeper	268,000
1	Rotary Type Side Mower with attachment	98,000
3	ZTR 60" Propane Riding Mower	36,750
1	Jet Rodder Truck	<u>185,000</u>
	Total Grounds Maintenance	<u>587,750</u>
	Total Public Works	<u>1,956,750</u>
<b><u>PLANNING AND DEVELOPMENT</u></b>		
<b>Permit Center:</b>		
1	Small SUV	24,000
1	Standard Truck	<u>26,000</u>
		<u>50,000</u>
	Total Planning and Development	<u>50,000</u>
<b>TOTAL GENERAL FUND</b>		<b><u>3,450,100</u></b>

**CITY OF LAKE CHARLES  
FISCAL YEAR 2019-2020 ANNUAL BUDGET**

---

**DEPARTMENTAL CAPITAL OUTLAY SUMMARY**

		<b><u>Budgeted Amount</u></b>
<b>SPECIAL REVENUE FUNDS</b>		
<b><u>WASTEWATER FUND</u></b>		
5	1/2 Ton Single Cab Pickup Truck	\$ 115,000
1	6" High Capacity By-Pass Pump	60,000
1	ZTR Mower for Plant BC	11,000
	Computerized Map Room	250,000
	Miscellaneous Wastewater System Improvements	760,000
	Total Wastewater Fund	<u>1,196,000</u>
<b><u>RECREATION FUND</u></b>		
<b>Recreation Division:</b>		
4	Riding Mowers w/ Canopy	50,000
5	Bleachers (5 rows, 5 ft)	25,000
4	Metal Shade Systems	48,000
1	Stand Behind Mower	7,500
2	10' x 22' Trailers	14,000
	Various Playground Equipment	75,000
1	Space Jump	8,000
1	Water Slide	8,000
	Miscellaneous Improvements Various Parks	80,000
	Total Recreation Division	<u>315,500</u>
	Total Recreation Fund	<u>315,500</u>
<b><u>POLICE GRANT FUND</u></b>		
1	Armored Personnel Transporter (Federal Share)	<u>268,500</u>
	Total Police Grant Funds	<u>268,500</u>

**CITY OF LAKE CHARLES  
FISCAL YEAR 2019-2020 ANNUAL BUDGET**

---

**DEPARTMENTAL CAPITAL OUTLAY SUMMARY**

	<u><b>Budgeted Amount</b></u>
<b>ENTERPRISE FUNDS</b>	
<b><u>TRANSIT FUND</u></b>	
1      35' Passenger Bus	<u>\$ 333,222</u>
Total Transit Fund	<u>333,222</u>
<b><u>WATER FUND</u></b>	
<b>Water Production and Distribution:</b>	
3      1/2 Ton Regular Cab Pickup Trucks, SWB, Tool Box	69,000
1      1 Ton Pickup Truck with Service Body and Crane	70,000
1      1 Ton Crew Cab with Utility Bed	43,000
1      Tandem Axle Dump Truck	107,000
2      Large Air Compressors	30,000
1      Trailer for Skid Breaker	20,000
Casino Meter Replacements	20,000
Filter Media Replacement at Various Plants	800,000
Various Plant Improvements	300,000
Total Water Fund	<u>1,459,000</u>
<b><u>CIVIC CENTER FUND</u></b>	
1      New Projector for Theatre	85,000
Zoned Sound along Promenade	70,000
2      Air Conditioner Units for Dressing Rooms	12,000
Total Civic Center Fund	<u>167,000</u>
<b><u>GOLF COURSE FUND</u></b>	
1      Golf Course Aerator	38,000
1      Engine Powered Top Dressor	15,000
1      Tri-plex Mower	8,500
Total Golf Course Fund	<u>61,500</u>
<b>TOTAL ALL FUNDS</b>	<u><u><b>\$7,250,822</b></u></u>

**BUDGETED  
PERSONNEL  
AND  
POSITION TOTALS**

**CITY OF LAKE CHARLES  
FISCAL YEAR 2019 - 2020 ANNUAL BUDGET**

**SUMMARY BUDGETED PERSONNEL AND POSITION TOTALS  
ALL DEPARTMENTS AND FUNDS**

	BUDGETED 2010-2011		BUDGETED 2011-2012		BUDGETED 2012-2013		BUDGETED 2013-2014		BUDGETED 2014-2015		BUDGETED 2015-2016		BUDGETED 2016-2017		BUDGETED 2017-2018		BUDGETED 2018-2019		PROPOSED 2019-2020	
	FT	PT	FT	PT	FT	PT	FT	PT	FT	PT	FT	PT	FT	PT	FT	PT	FT	PT	FT	PT
<b>GENERAL FUND</b>																				
<b>GENERAL GOVERNMENT</b>																				
Mayor's Office	5	0	5	0	5	0	5	0	5	0	5	0	5	0	5	0	5	0	5	0
City Council	1	8	1	8	1	8	1	8	1	8	1	8	1	8	1	8	1	8	1	7
City Marshal	12	0	12	0	12	0	12	0	12	0	12	0	12	0	12	0	12	0	12	0
City Court	16	2	16	2	16	2	16	2	16	2	16	2	16	2	16	2	16	2	16	2
Legal Services	6	3	6	3	6	3	6	3	6	3	6	3	6	3	6	3	6	3	7	2
General Government	40	13	40	13	40	13	40	13	40	13	40	13	40	13	40	13	40	13	41	11
<b>FINANCE</b>																				
Administration Services	2	0	2	0	2	0	2	0	2	0	2	0	3	0	3	0	3	0	3	0
Accounting	11	0	11	0	11	0	11	0	11	0	11	0	10	0	10	0	10	0	10	0
Purchasing	5	0	5	0	5	0	5	0	5	0	5	0	5	0	5	0	5	0	5	0
Finance	18	0	18	0	18	0	18	0	18	0	18	0	18	0	18	0	18	0	18	0
<b>HUMAN RESOURCES-TOTAL</b>	4	0	4	0	4	0	4	0	4	0	4	0	4	0	4	0	4	1	4	1
<b>FIRE - TOTAL</b>	182	0	182	0	182	0	182	0	182	0	182	0	182	0	182	0	182	0	182	0
<b>POLICE</b>	187	0	187	0	187	0	187	0	187	0	187	0	187	0	187	0	188	0	188	0
<b>POLICE - TOTAL</b>	187	0	187	0	187	0	187	0	187	0	187	0	187	0	187	0	188	0	188	0
<b>PUBLIC WORKS</b>																				
Administration	14	0	14	0	14	0	14	0	14	0	14	0	14	0	14	0	11	0	11	0
Streets	25	0	25	0	25	0	25	0	25	0	25	3	25	3	25	3	25	3	25	3
Recycling/Trash Collection	29	0	29	0	29	0	29	0	29	0	29	9	29	9	29	9	29	9	29	9
Solid Waste - General	14	0	14	0	14	0	14	0	14	0	14	0	14	0	14	0	14	0	14	0
Vehicle Maintenance	24	0	24	0	24	0	24	0	24	0	24	0	24	0	24	0	24	0	24	0
Building Maintenance	13	0	13	0	13	0	13	0	13	0	13	0	13	0	13	0	13	0	13	0
Communication & Traffic	8	0	8	0	8	0	8	0	8	0	8	0	8	0	8	0	8	0	8	0
Grounds Maintenance	30	0	30	0	30	0	30	0	30	0	30	5	30	5	30	5	30	5	30	5
Engineering	0	0	0	0	0	0	0	0	0	0	0	0	0	0	0	0	3	0	3	0
Public Works	157	0	157	0	157	0	157	0	157	0	157	17	157	17	157	17	157	17	157	17
<b>PLANNING &amp; DEVELOPMENT</b>																				
Planning Administration	5	0	6	0	6	0	6	0	6	0	5	0	5	0	5	0	5	0	5	0
Permit Center	12	2	11	2	11	2	11	2	12	2	13	4	13	4	13	4	14	4	14	4
Downtown Development	3	0	3	0	3	0	3	0	2	0	2	0	2	0	2	0	2	0	2	0
Planning & Development	20	2	20	2	20	2	20	2	20	2	20	4	20	4	20	4	21	4	21	4

FT= Full-time PT = Regular Part-Time Positions

**CITY OF LAKE CHARLES  
FISCAL YEAR 2019 - 2020 ANNUAL BUDGET**

**SUMMARY BUDGETED PERSONNEL AND POSITION TOTALS  
ALL DEPARTMENTS AND FUNDS**

	BUDGETED 2010-2011		BUDGETED 2011-2012		BUDGETED 2012-2013		BUDGETED 2013-2014		BUDGETED 2014-2015		BUDGETED 2015-2016		BUDGETED 2016-2017		BUDGETED 2017-2018		BUDGETED 2018-2019		PROPOSED 2019-2020	
	FT	PT	FT	PT	FT	PT	FT	PT	FT	PT	FT	PT	FT	PT	FT	PT	FT	PT	FT	PT
<b>GENERAL FUND CONTINUED</b>																				
<b>GENERAL SERVICES</b>																				
Administration	6	0	6	0	6	0	4	0	4	0	6	0	6	0	6	0	6	1	6	1
Building Services	3	2	3	2	3	2	3	2	3	2	3	3	3	3	3	3	3	3	3	3
Printing Services	3	0	3	0	3	0	5	0	5	0	3	0	3	0	3	0	3	0	3	0
Information Systems	4	1	4	1	4	1	4	1	4	1	4	1	4	1	4	1	4	1	4	1
Downtown Dev. District	0	0	0	0	0	0	0	0	0	0	0	1	0	1	0	1	0	1	0	1
Community Service Grants	3	0	3	0	3	0	3	0	3	0	3	0	4	0	4	0	4	0	4	0
General Services	19	3	19	3	19	3	19	3	19	3	19	5	20	5	20	5	20	6	20	6
<b>SUBTOTAL-GENERAL FUND</b>	<b>627</b>	<b>18</b>	<b>627</b>	<b>18</b>	<b>627</b>	<b>18</b>	<b>627</b>	<b>18</b>	<b>627</b>	<b>18</b>	<b>627</b>	<b>39</b>	<b>628</b>	<b>39</b>	<b>628</b>	<b>39</b>	<b>630</b>	<b>41</b>	<b>631</b>	<b>39</b>
<b>OTHER FUNDS</b>																				
Wastewater (Public Works)	65	0	65	0	65	0	65	0	65	0	65	1	65	1	65	1	68	1	68	1
Wastewater Engineering (Public Works)	0	0	0	0	0	0	0	0	0	0	0	0	0	0	0	0	1	0	1	0
Recreation (Comm. Services)	38	0	37	0	37	0	37	0	37	0	37	14	37	14	37	14	36	14	32	11
Recreation (Lakefront/Downtown)	1	0	1	0	1	0	1	0	1	0	1	4	1	4	1	4	1	4	1	4
Police Grants	0	0	2	0	2	0	2	0	2	0	9	0	9	0	9	0	7	0	7	0
Community Development (Planning)	3	0	3	0	3	0	3	0	3	0	3	0	3	0	3	0	3	0	3	0
AmeriCorps Grant (Comm. Services)	1	0	1	0	1	0	1	0	1	0	1	1	2	0	2	1	2	1	2	1
Transit (Public Works)	19	0	19	0	19	0	19	0	19	0	19	1	19	1	19	1	19	1	19	1
Civic Center (Comm. Services)	21	0	21	0	21	0	21	0	21	0	21	8	21	8	21	8	21	8	21	8
Golf Course (Comm. Services)	11	2	10	2	10	2	10	2	10	2	10	6	10	6	10	6	10	6	10	6
Water Utility (Public Works)	55	2	55	2	55	2	55	2	55	2	55	7	55	7	55	7	55	7	55	7
Water Engineering (Public Works)	0	0	0	0	0	0	0	0	0	0	0	0	0	0	0	0	2	0	2	0
Water Business Office (Finance)	12	0	12	0	12	0	12	0	12	0	12	0	12	0	12	0	12	0	12	0
Risk Management (General Services)	7	0	7	0	7	0	7	0	7	0	7	1	7	1	7	1	6	1	7	0
Employee Group Ins (General Services)	0	0	0	0	0	0	0	0	0	0	0	0	0	0	0	0	0	1	0	1
<b>SUBTOTAL - OTHER FUNDS</b>	<b>233</b>	<b>4</b>	<b>233</b>	<b>4</b>	<b>233</b>	<b>4</b>	<b>233</b>	<b>4</b>	<b>233</b>	<b>4</b>	<b>240</b>	<b>43</b>	<b>241</b>	<b>42</b>	<b>241</b>	<b>43</b>	<b>243</b>	<b>44</b>	<b>240</b>	<b>40</b>
<b>TOTAL</b>	<b>860</b>	<b>22</b>	<b>860</b>	<b>22</b>	<b>860</b>	<b>22</b>	<b>860</b>	<b>22</b>	<b>860</b>	<b>22</b>	<b>867</b>	<b>82</b>	<b>869</b>	<b>81</b>	<b>869</b>	<b>82</b>	<b>873</b>	<b>85</b>	<b>871</b>	<b>79</b>

NOTE: Personnel counts exclude temporary and seasonal employees.

FT = Full-time PT = Regular Part-time Positions

**CITY OF LAKE CHARLES  
FISCAL YEAR 2019-2020 ANNUAL BUDGET**

**GLOSSARY OF TERMS**

**ACCOUNTING SYSTEM:** The total structure of records and procedures that record, classify, and report information on the financial position and operations of the City of Lake Charles.

**AL:** Auto Liability (relating to insurance)

**APPROPRIATION:** An amount placed in the budget to be expended for a particular project or category of expenditure.

**ARRA:** American Recovery and Reinvestment Act

**AUDIT:** An investigation of the accuracy and correct operation of an agency's accounting system, including validation of inventories and existing equipment, documentation of proper legal authority to carry out agency activities, adequacy of controls on fraud, waste, and mismanagement, and the effectiveness of the agency's programs.

**BALANCED BUDGET:** A budget with total expenditures not exceeding total revenues and monies available in the fund balance within an individual fund.

**BEGINNING FUND BALANCE:** The excess assets of a fund over its liabilities and reserves at the beginning of the fiscal year.

**BUDGET:** A plan of financial operation embodying an estimate of proposed expenditures for a given period and the proposed means of financing them.

**CAPITAL BUDGET:** The Capital Budget is used for the budgeting of contract construction projects and capital acquisitions having a cost of \$100,000 or more and an expected life of ten (10) or more years.

**CAPITAL BUDGET AUTHORIZATION SCHEDULE:** This form shows the annual appropriation of funds for capital projects.

**CAPITAL PROJECTS FUND:** This fund is used to account for financial resources to be used for the acquisition or construction of major capital facilities (other than those financed by proprietary funds).

**CDBG:** This is the Community Development Block Grant program that is a source of federal funds used by the City for projects such as infrastructure improvements and housing rehabilitation.

**D.A.R.E.:** This stands for the Drug Abuse Resistance Education Program which provides drug abuse education to local schools.

**DEBT SERVICE FUND:** This fund accounts for the accumulation of resources and the payments made for principal, interest, and related costs on long-term debt obligations of governmental funds.

**DEPARTMENT CAPITAL OUTLAY SUMMARY:** This is a list of vehicle and equipment purchases that was approved for the fiscal year. It also lists major repairs and improvements that are smaller in nature and do not meet the threshold to be considered as a capital project.

**DHH-DWRLF:** Department of Health and Hospitals – Drinking Water Revolving Loan Fund

**EMPLOYEE (FRINGE) BENEFITS:** Amounts paid on behalf of employees; these amounts are included in the gross salary, but are in addition to that amount. Such payments are fringe benefit payments and, while not paid directly to employees, nevertheless are parts of the cost of personnel services.

**ENDING FUND BALANCE:** The excess assets of a fund over its liabilities and reserves at the end of the budget or fiscal year.

**CITY OF LAKE CHARLES  
FISCAL YEAR 2019-2020 ANNUAL BUDGET**

**GLOSSARY OF TERMS**

**ENTERPRISE FUNDS:** These funds are used to account for operations that are financed and operated in a manner similar to private business enterprise, in that costs for providing goods or services to the general public are financed through user charges.

**EXPENDITURES:** Decreases in net financial resources

**FACILITY RENEWAL SPECIAL REVENUE FUND:** This fund holds money that can be used to rehabilitate and renovate current City facilities. This fund was created by City Council authority in 1996.

**FISCAL YEAR:** For the City of Lake Charles, the period of time from October 1 through September 30 of each year. This is a twelve month period to which the annual operating budget applies and at the end of which a government determines its financial position and the results of its operation.

**FRS:** Firefighters Retirement System (also noted as SFRS)

**FTA:** This is the Federal Transit Administration, the primary funding source for the City's transit system.

**FUND:** A fund is a fiscal and accounting entity with a self-balancing set of accounts recording cash and other financial resources. (e.g., General Fund, Special Revenue Fund, Debt Service Fund, Capital Projects Fund)

**FUND BALANCE:** This is the excess of expenditures over revenues (the difference between assets and liabilities) reported in a governmental fund.

**GAAP:** This is generally accepted accounting principles.

**GASB:** Governmental Accounting Standards Board

**GENERAL FUND:** The General Fund is the principal operating fund of the City and accounts for most major tax revenues and public services. All activities which are not required to be included in other specific funds are accounted for in the General Fund.

**GFOA:** Government Finance Officers Association

**GL:** General Liability (relating to insurance)

**HUD:** U.S. Department of Housing and Urban Development

**INDIRECT COSTS:** The transfer of funds from federally assisted programs to the General Fund for those indirect costs that are not readily identifiable but are nevertheless incurred for the joint benefit of those activities and other activities and programs of the organization.

**INTEREST:** Money paid for the use of money that is borrowed.

**INTERNAL SERVICE FUNDS:** These funds are used to account for the insurance needs provided to other departments of the City, or to other governments, on a cost reimbursement basis.

**LINE ITEM BUDGET:** A budget format that presents the exact amount to be spent for every separate good or service purchased.

**LONG-TERM DEBT:** A financial obligation maturing more than one year after the date of issuance.

**LDEQ-CWSRF:** Louisiana Department of Environmental Quality – Clean Water State Revolving Fund

**CITY OF LAKE CHARLES  
FISCAL YEAR 2019-2020 ANNUAL BUDGET**

**GLOSSARY OF TERMS**

**MERS:** Municipal Employees Retirement System

**MILL:** The thousandth part of a dollar used in calculating property taxes.

**MGD:** Million gallons per day

**MILLAGE:** A sum or total number of mills.

**MPERS:** Municipal Police Employee Retirement System

**MSA:** Metropolitan Statistical Areas

**OPERATING TRANSFERS:** Transfers from the General Fund which are not included in departmental operating budgets. The majority of these transfers are made on a recurring basis to supplement revenues received by Special Revenue and Enterprise funds which would otherwise experience cash deficits. Transfers to Capital Projects may also be made to supplement or match other authorized fund sources for major or multi-year capital acquisitions and improvements.

**PROPRIETARY FUNDS:** These are funds used to account for activities similar to those found in the private sector, where the determination of net income is necessary and useful for sound financial administration.

**RESERVE (FUND BALANCE):** This represents the portion of a governmental fund's net assets that is not available for appropriation.

**RESERVED FUND BALANCE:** Those portions of a fund balance that are not appropriated for expenditure or that are legally segregated for a specific future use.

**REVENUES:** An item or source of income

**SALARIES:** Amounts paid to both permanent and temporary employees, including personnel substituting for those in permanent positions.

**SALES TAX REVENUES:** This is a source of income derived from City sales taxes.

**SPECIAL REVENUE FUND:** Special Revenue Funds are used to account for the proceeds of specific revenue sources which by law are designated to finance particular functions or activities of government.

**WC:** Workmen's Compensation

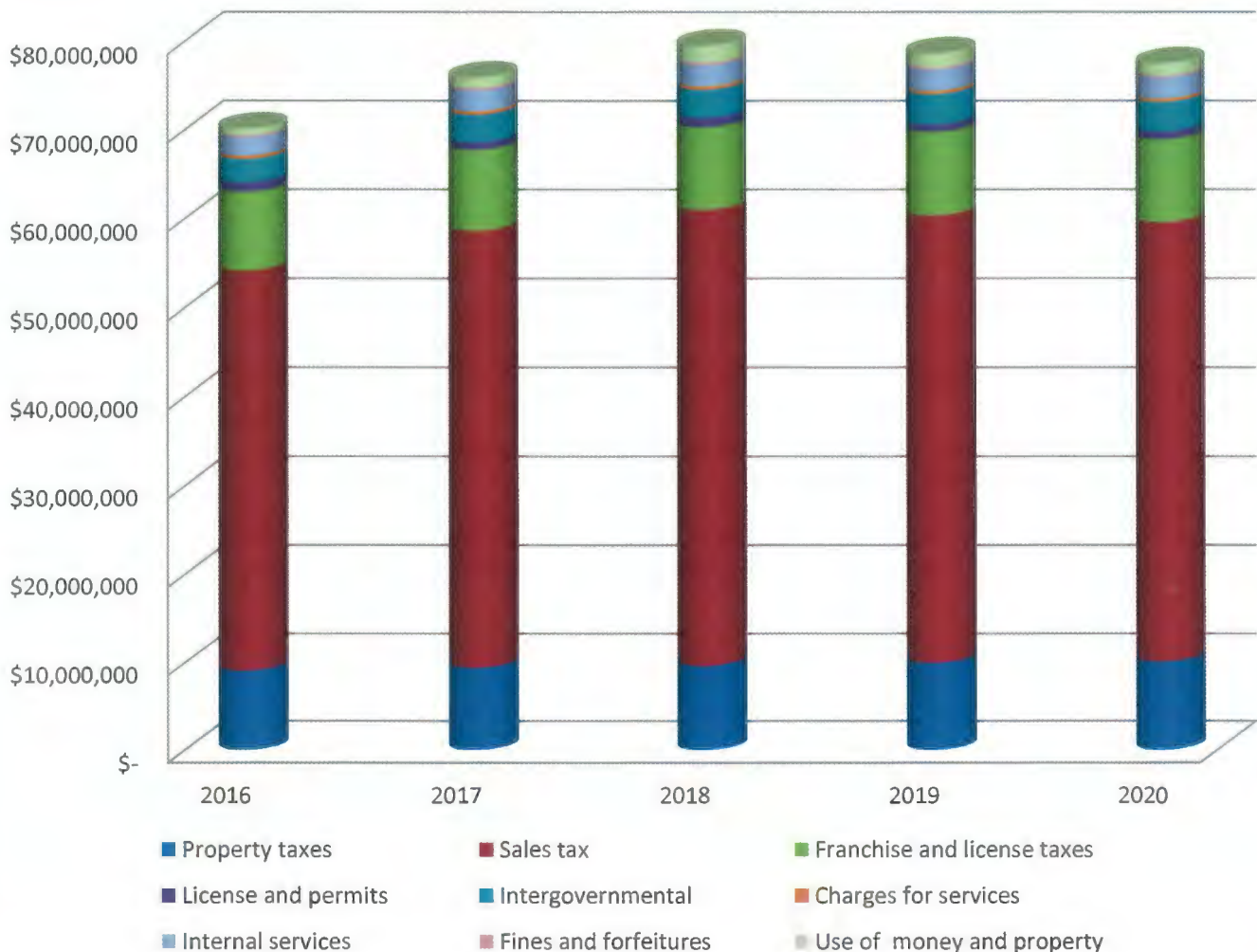
# **MISCELLANEOUS STATISTICS**

# CITY OF LAKE CHARLES FISCAL YEAR 2019 - 2020 ANNUAL BUDGET

## GENERAL FUND REVENUE COMPARISON

Revenue	Actual Fiscal Year 2015-2016	Actual Fiscal Year 2016-2017	Actual Fiscal Year 2017-2018	Projected Results EOY 2018-2019	Budget 2019-2020
Property taxes	\$ 9,070,483	\$ 9,421,274	\$ 9,636,345	\$ 9,978,109	\$ 10,128,639
Sales tax	45,119,832	49,232,079	51,399,334	50,402,363	49,471,500
Franchise and license taxes	8,806,384	9,108,941	9,302,203	9,396,100	9,340,000
License and permits	1,134,377	874,751	1,084,907	925,321	905,760
Intergovernmental	2,590,423	3,082,862	3,140,270	3,359,138	3,311,090
Charges for services	382,717	399,047	396,195	378,920	379,900
Internal services	2,092,647	2,363,399	2,362,410	2,369,000	2,370,315
Fines and forfeitures	186,042	301,103	275,630	229,394	230,600
Use of money and property	765,057	1,121,681	1,936,519	1,622,376	1,356,250
Total operating revenues	<u>\$ 70,147,962</u>	<u>\$ 75,905,137</u>	<u>\$ 79,533,813</u>	<u>\$ 78,660,721</u>	<u>\$ 77,494,054</u>

## General Fund Revenues



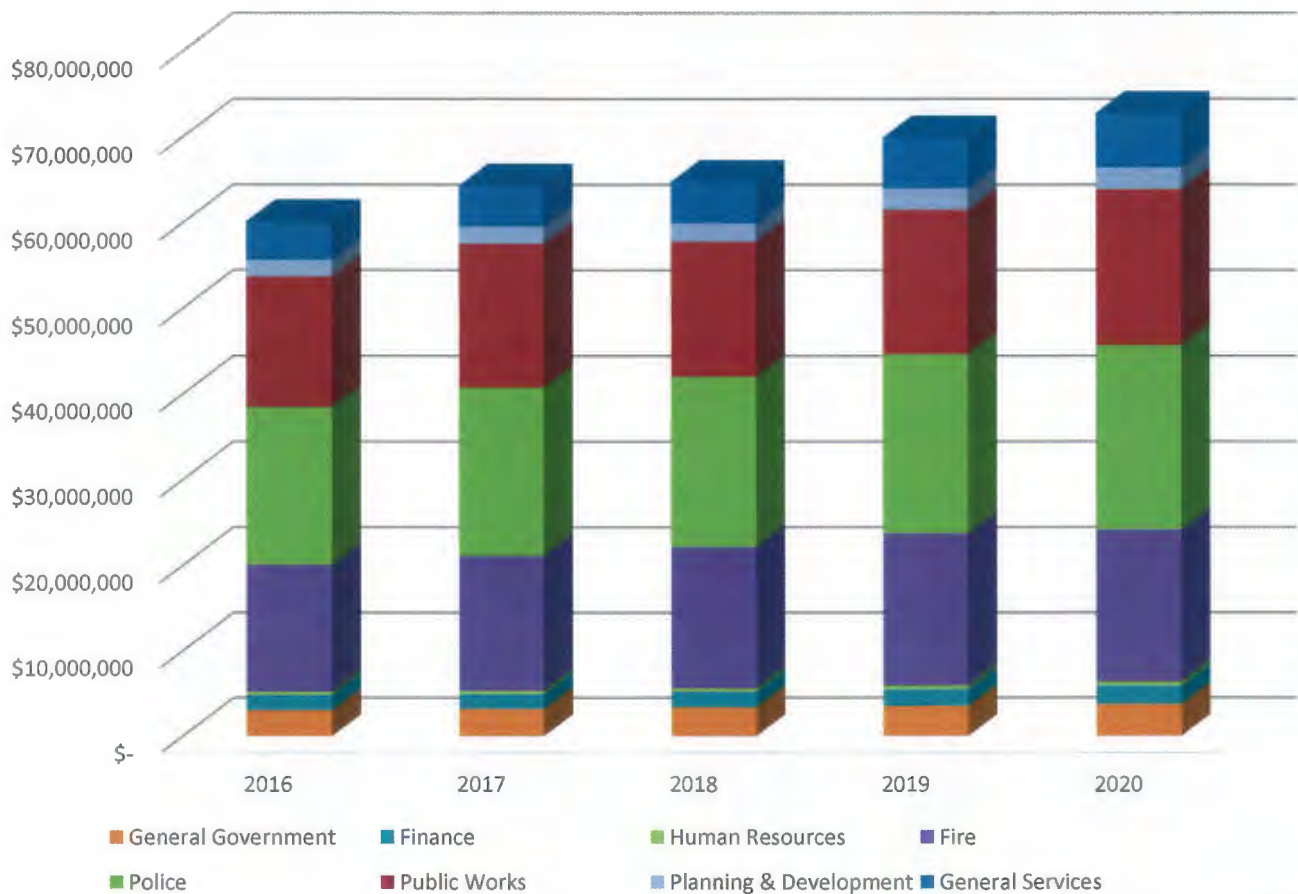
# CITY OF LAKE CHARLES

## FISCAL YEAR 2019 - 2020 ANNUAL BUDGET

### GENERAL FUND EXPENDITURE COMPARISON BY DEPARTMENT

Department	Actual Fiscal Year 2015-2016	Actual Fiscal Year 2016-2017	Actual Fiscal Year 2017-2018	Projected Results EOY 2018-2019	Budget 2019-2020
General Government	\$ 3,059,233	\$ 3,204,360	\$ 3,425,711	\$ 3,538,321	\$ 3,786,510
Finance	1,739,594	1,714,273	1,757,188	1,909,130	2,094,980
Human Resources	374,721	397,613	390,668	432,346	463,295
Fire	14,938,379	15,870,090	16,619,281	17,884,101	17,854,030
Police	18,386,598	19,608,468	19,904,105	20,967,012	21,603,975
Public Works	15,280,579	16,829,777	15,766,115	16,845,837	18,143,902
Planning & Development	1,927,503	1,975,729	2,147,825	2,497,122	2,563,915
General Services	4,520,982	4,788,886	4,830,710	5,921,801	6,315,960
Operating expenses	60,227,589	64,389,196	64,841,603	69,995,670	72,826,567
Transfers * not included below	11,283,724	6,531,671	9,909,260	15,104,471	8,140,188
Total expenditures	<u>\$ 71,511,313</u>	<u>\$ 70,920,867</u>	<u>\$ 74,750,863</u>	<u>\$ 85,100,141</u>	<u>\$ 80,966,755</u>

**General Fund Departmental Expenditures**

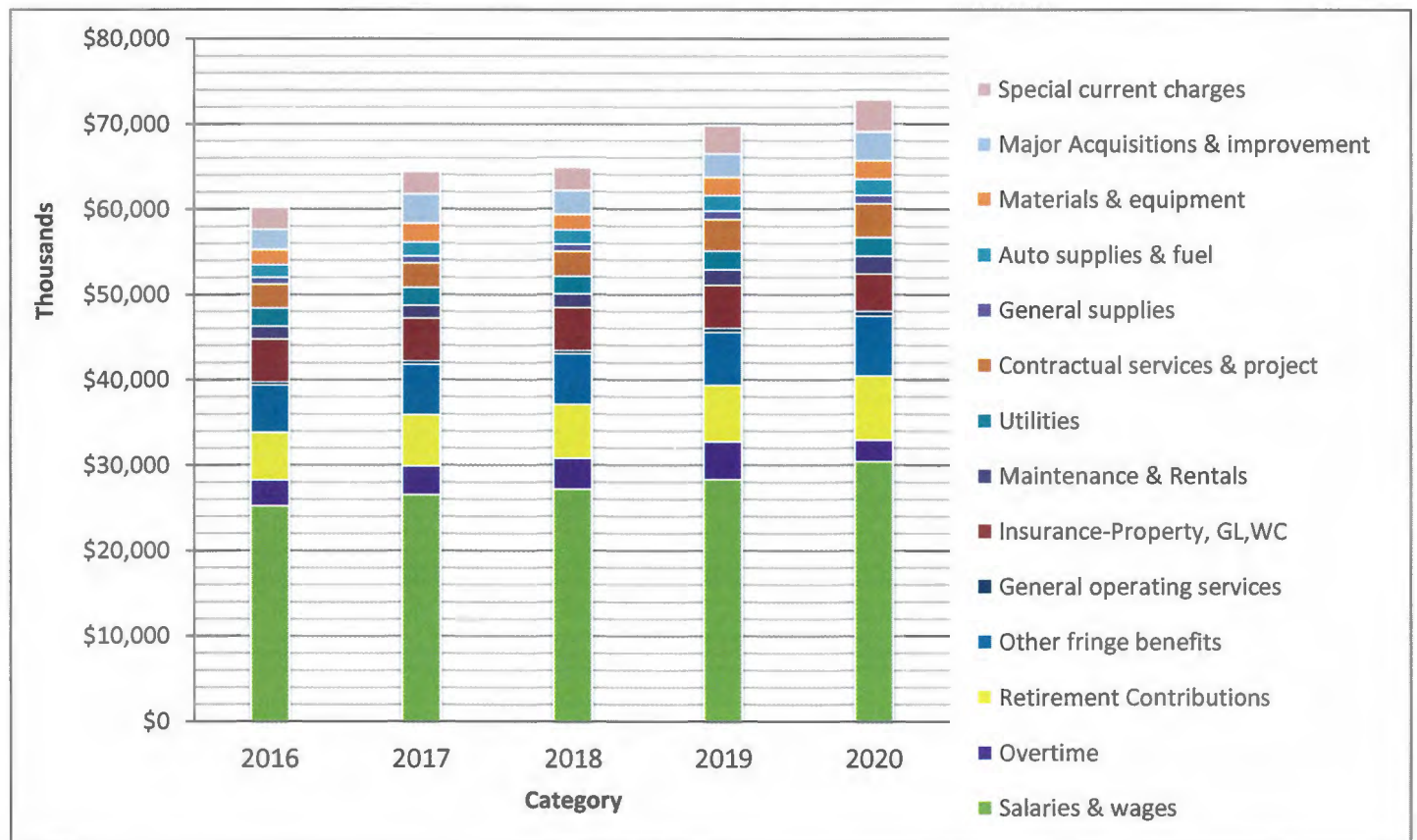


# CITY OF LAKE CHARLES

## FISCAL YEAR 2019 - 2020 ANNUAL BUDGET

### GENERAL FUND EXPENDITURE COMPARISON BY CATEGORY

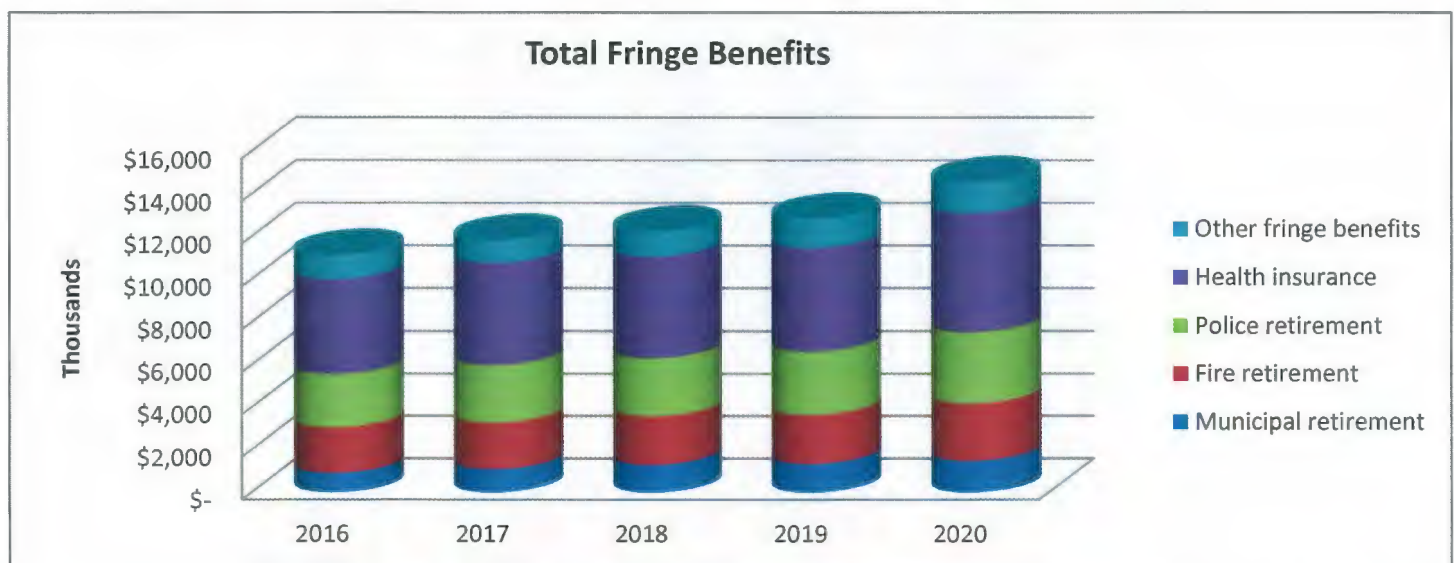
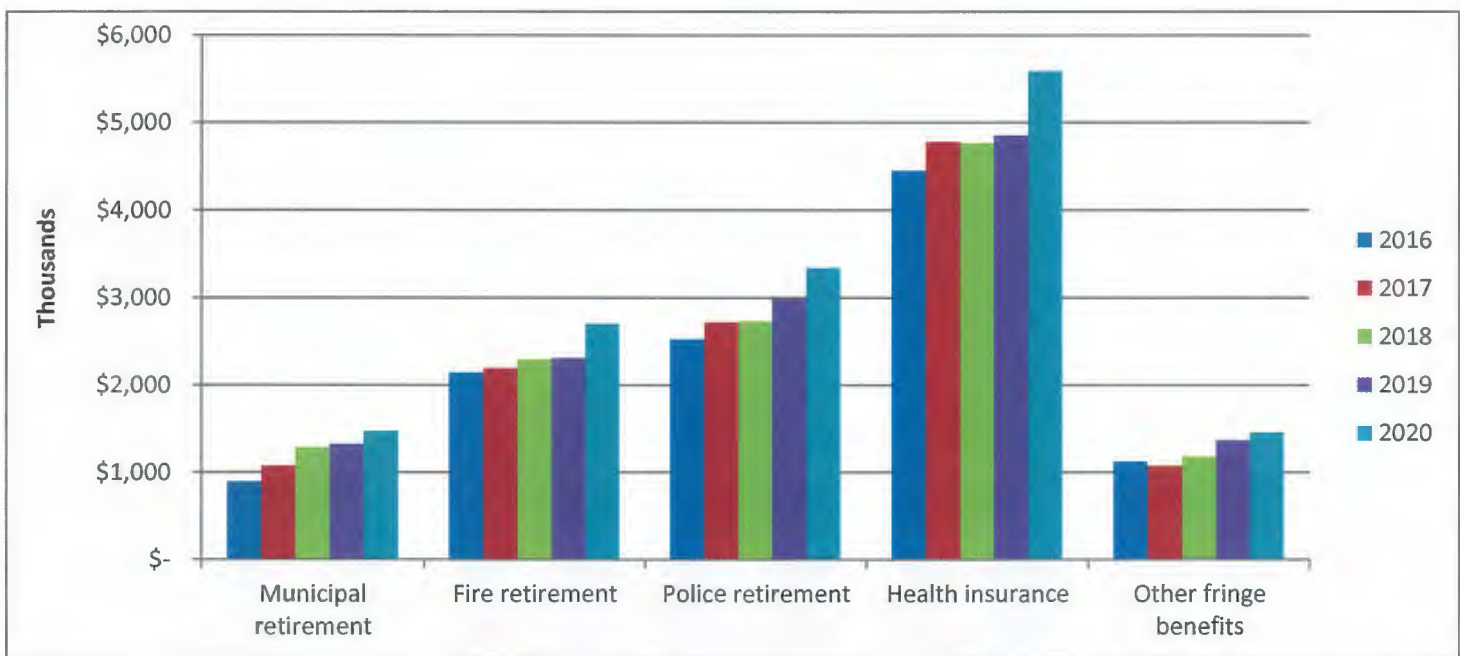
Expenditure Category	Actual Fiscal Year 2015-2016	Actual Fiscal Year 2016-2017	Actual Fiscal Year 2017-2018	Projected Results EOY 2018-2019	Budget 2019-2020
Salaries & wages	\$ 25,195,942	\$ 26,480,752	\$ 27,156,191	\$ 28,299,201	\$ 30,382,600
Overtime	3,022,621	3,352,305	3,591,868	4,394,202	2,502,500
Retirement Contributions	5,570,733	5,995,652	6,300,284	6,615,013	7,511,700
Other fringe benefits	5,557,003	5,910,618	5,933,682	6,221,465	7,045,860
General operating services	372,906	394,958	387,926	462,095	547,600
Insurance-Property, GL,WC	5,012,669	5,006,130	5,027,241	5,046,605	4,388,037
Maintenance & Rentals	1,493,435	1,503,961	1,630,070	1,845,832	2,092,600
Utilities	2,148,701	2,122,801	2,047,499	2,186,774	2,195,800
Contractual services & project	2,789,071	2,849,622	2,935,318	3,678,209	3,941,175
General supplies	815,824	816,634	817,666	1,009,451	999,375
Auto supplies & fuel	1,454,933	1,632,004	1,672,268	1,807,036	1,870,270
Materials & equipment	1,797,165	2,196,330	1,820,761	2,134,260	2,183,750
Major Acquisitions & improvement	2,394,281	3,454,752	2,794,244	2,743,714	3,370,100
Special current charges	2,602,305	2,672,677	2,726,585	3,347,348	3,795,200
Operating expenses	60,227,589	64,389,196	64,841,603	69,791,205	72,826,567
Transfers * not included below	11,283,724	6,531,671	9,909,260	15,137,017	8,140,188
Total expenditures	<u>\$ 71,511,313</u>	<u>\$ 70,920,867</u>	<u>\$ 74,750,863</u>	<u>\$ 84,928,222</u>	<u>\$ 80,966,755</u>



# CITY OF LAKE CHARLES FISCAL YEAR 2019 - 2020 ANNUAL BUDGET

## GENERAL FUND EXPENDITURE FRINGE BENEFIT COSTS

Fringe Benefits	Actual	Actual	Actual	Projected	Budget
	Fiscal Year 2015-2016	Fiscal Year 2016-2017	Fiscal Year 2017-2018	Fiscal Year 2017-2018	
Municipal retirement	\$ 891,402	\$ 1,073,930	\$ 1,282,560	\$ 1,324,530	\$ 1,471,300
Fire retirement	2,142,833	2,190,891	2,288,325	2,306,275	2,698,200
Police retirement	2,521,751	2,718,092	2,729,399	2,984,208	3,342,200
Health insurance	4,448,679	4,777,331	4,761,293	4,851,810	5,588,600
Other fringe benefits	1,123,071	1,069,668	1,172,419	1,369,655	1,457,260
Total fringe benefit costs	\$ 11,127,736	\$ 11,829,912	\$ 12,233,996	\$ 12,836,478	\$ 14,557,560



**CITY OF LAKE CHARLES**  
**FISCAL YEAR 2019 - 2020 ANNUAL BUDGET**

---

**CITY OF LAKE CHARLES, LOUISIANA**

Net Position by Component

Last Ten Fiscal Years

(accrual basis of accounting)

(amounts expressed in thousands)

(amounts expressed in thousands)

	<u>2009</u>	<u>2010</u>	<u>2011</u>	<u>2012</u>
Governmental Activities				
Net investment in capital assets	\$ 204,550	\$ 216,618	\$ 223,583	\$ 228,301
Restricted	30,622	60,553	51,978	31,734
Unrestricted	62,216	31,362	44,864	72,112
Total governmental activities net assets	<u>\$ 297,388</u>	<u>\$ 308,533</u>	<u>\$ 320,425</u>	<u>\$ 332,147</u>
Business-Type activities				
Net investment in capital assets	\$ 67,502	\$ 68,319	\$ 66,627	\$ 68,959
Assigned	2,363	2,851	5,584	7,909
Total governmental activities net assets	<u>\$ 69,865</u>	<u>\$ 71,170</u>	<u>\$ 72,211</u>	<u>\$ 76,868</u>
Primary Government				
Net investment in capital assets	\$ 272,052	\$ 284,937	\$ 290,210	\$ 297,260
Restricted	30,622	60,553	51,978	31,734
Unrestricted	64,579	34,213	50,448	80,021
Total governmental activities net assets	<u>\$ 367,253</u>	<u>\$ 379,703</u>	<u>\$ 392,636</u>	<u>\$ 409,015</u>

\* GASB 68 adopted in 2015

**CITY OF LAKE CHARLES**  
**FISCAL YEAR 2019 - 2020 ANNUAL BUDGET**

---

<u>2013</u>	<u>2014</u>	<u>2015</u>	<u>2016</u>	<u>2017</u>	<u>2018</u>
\$ 230,614	\$ 240,382	\$ 243,940	\$ 259,977	\$ 294,028	\$ 307,134
23,169	22,757	24,596	31,273	33,409	32,950
90,900	54,000	72,792	77,180	61,863	68,648
<u>\$ 344,683</u>	<u>\$ 317,139</u>	<u>\$ 341,328</u>	<u>\$ 368,430</u>	<u>\$ 389,300</u>	<u>\$ 408,732</u>
\$ 68,562	\$ 70,785	\$ 69,095	\$ 68,622	\$ 69,202	\$ 73,313
11,729	17,502	22,049	24,166	25,356	23,833
<u>\$ 80,291</u>	<u>\$ 88,287</u>	<u>\$ 91,144</u>	<u>\$ 92,788</u>	<u>\$ 94,558</u>	<u>\$ 97,146</u>
\$ 299,176	\$ 311,167	\$ 313,035	\$ 328,599	\$ 363,230	\$ 380,447
23,169	22,757	24,596	31,273	33,409	32,950
102,629	71,502	94,841	101,346	87,219	92,481
<u>\$ 424,974</u>	<u>\$ 405,426</u>	<u>\$ 432,472</u>	<u>\$ 461,218</u>	<u>\$ 483,858</u>	<u>\$ 505,878</u>

# CITY OF LAKE CHARLES, LOUISIANA

## Change in Net Position

(accrual basis of accounting)

	2009	2010	2011	2012	2013	2014	2015	2016	2017	2018
<b>Expenses</b>										
Governmental activities:										
General government	\$ 4,428,106	\$ 4,565,486	\$ 4,585,082	\$ 4,644,212	\$ 4,567,288	\$ 4,778,135	\$ 5,316,267	\$ 5,612,894	\$ 5,812,852	\$ 6,062,340
Public safety	30,691,441	29,211,079	28,681,562	30,667,312	31,412,865	32,257,586	33,401,455	36,589,474	37,722,822	38,772,282
Public works	26,204,810	24,948,706	30,294,422	29,047,659	28,841,269	30,295,303	32,980,130	34,279,219	42,253,530	42,804,319
Planning and development	2,420,483	2,855,462	3,195,533	2,981,902	2,991,321	2,663,000	2,672,381	2,521,348	2,656,677	2,820,828
General services	7,819,930	7,327,977	4,384,287	5,428,845	5,687,941	5,659,656	6,021,391	5,838,645	6,507,033	6,875,525
Community services	6,101,747	5,699,264	6,936,038	6,730,143	6,174,061	6,350,062	6,668,047	7,191,241	6,158,706	7,110,893
Interest in long-term debt	2,703,667	3,396,559	3,935,479	4,053,332	3,409,036	3,203,842	3,138,628	2,703,865	3,149,772	2,054,636
Total governmental activities	80,370,184	78,004,533	82,012,403	83,553,405	83,083,781	85,207,584	90,198,299	94,736,686	104,261,392	106,500,823
Business-type activities										
Civic center	3,265,481	3,734,478	3,575,028	3,356,078	3,014,670	3,091,611	3,365,531	3,949,094	3,788,824	3,899,346
Golf course	1,480,511	1,432,343	1,495,425	1,489,217	1,539,186	1,612,629	1,648,783	1,680,137	1,718,210	1,873,811
Transit	2,359,228	2,038,547	2,215,223	2,298,862	2,354,540	2,714,383	2,917,813	3,066,511	3,361,381	3,655,630
Water	9,139,256	8,645,421	8,948,287	8,980,994	9,181,423	9,622,826	9,890,095	10,173,955	10,845,330	11,206,906
Total business-type activities	16,244,476	15,850,789	16,233,963	16,125,151	16,089,819	17,041,449	17,822,222	18,869,697	19,713,745	20,635,693
Total primary government	\$ 96,614,660	\$ 93,855,322	\$ 98,246,366	\$ 99,678,556	\$ 99,173,600	\$ 102,249,033	\$ 108,020,521	\$ 113,606,383	\$ 123,975,137	\$ 127,136,516
<b>Program Revenues</b>										
Governmental activities:										
Charges for services:										
General government	\$ 5,126,923	\$ 5,091,090	\$ 5,432,955	\$ 5,067,281	\$ 5,497,834	\$ 5,423,120	\$ 5,730,156	\$ 5,997,403	\$ 6,195,338	\$ 6,469,760
Public works	8,215,969	9,006,678	10,317,926	11,146,171	11,767,500	12,706,586	13,459,995	13,438,315	13,486,598	14,110,034
Other activities	911,091	1,030,878	1,123,347	1,106,880	1,108,756	996,480	744,123	751,477	753,544	847,379
Operating grants and contributions	3,801,382	4,426,140	4,505,960	5,037,836	5,237,139	4,428,311	4,675,984	4,002,036	5,142,923	4,522,002
Capital grants and contributions	4,913,193	5,685,329	5,843,875	2,991,355	3,949,165	7,243,043	5,516,540	8,346,684	4,838,875	2,408,146
Total govmntl activity prgrm revenues	22,968,558	25,240,115	27,224,063	25,349,523	27,560,394	30,797,540	30,126,798	32,535,915	30,417,278	28,357,321
Business-type activities:										
Charges for services:										
Civic center	1,047,163	930,113	968,296	975,050	941,963	968,322	1,000,078	1,138,735	971,360	1,033,378
Golf course	1,126,764	905,153	928,512	844,392	974,094	1,046,272	1,012,359	992,086	903,040	988,757
Transit	62,810	81,418	98,804	115,597	111,750	189,754	184,332	189,931	191,826	187,114
Water	7,586,073	8,925,396	10,333,108	10,657,748	11,327,208	12,066,695	12,687,985	12,300,282	13,215,887	13,802,115
Operating grants and contributions	1,198,730	1,307,484	1,411,923	1,422,853	1,515,747	1,647,581	2,303,705	2,834,655	2,751,946	3,043,540
Capital grants and contributions	1,510,505	1,698,748	736,314	3,184,780	541,173	7,795,194	801,268	266,752	261,931	982,009
Total busnss-type prgrm revens	12,532,045	13,848,312	14,476,957	17,200,420	15,411,935	23,713,818	17,989,727	17,722,441	18,295,990	20,036,913
Total primary government program	\$ 35,500,603	\$ 39,088,427	\$ 41,701,020	\$ 42,549,943	\$ 42,972,329	\$ 54,511,358	\$ 48,116,525	\$ 50,258,356	\$ 48,713,268	\$ 48,394,234

	2009	2010	2011	2012	2013	2014	2015	2016	2017	2018
Net (expense)/revenue										
Governmental activities	\$ (57,401,626)	\$ (52,764,418)	\$ (54,788,340)	\$ (58,203,882)	\$ (55,523,387)	\$ (54,410,044)	\$ (60,071,501)	\$ (62,200,771)	\$ (73,844,114)	\$ (78,143,502)
Business-type activities	(3,712,431)	(2,002,477)	(1,757,006)	1,075,269	(677,884)	6,672,369	167,505	(1,147,256)	(1,417,755)	(598,780)
Total primary government net expenses	<u>\$ (61,114,057)</u>	<u>\$ (54,766,895)</u>	<u>\$ (56,545,346)</u>	<u>\$ (57,128,613)</u>	<u>\$ (56,201,271)</u>	<u>\$ (47,737,675)</u>	<u>\$ (59,903,996)</u>	<u>\$ (63,348,027)</u>	<u>\$ (75,261,869)</u>	<u>\$ (78,742,282)</u>

#### General Revenues and Other Changes in Net Assets

<b>Governmental activities</b>										
Taxes										
Property taxes	\$ 7,348,241	\$ 7,489,471	\$ 7,923,348	\$ 7,707,653	\$ 8,176,273	\$ 8,631,895	\$ 9,163,826	\$ 10,217,089	\$ 10,616,469	\$ 10,862,457
Sales taxes	45,149,671	41,685,781	43,127,692	45,659,894	46,717,755	50,519,838	54,786,123	60,570,243	64,596,373	67,840,226
Franchise taxes	5,446,301	5,702,863	5,787,057	4,873,591	5,420,601	5,952,906	5,736,856	5,472,965	5,722,675	5,878,166
Riverboat taxes	9,099,020	8,959,034	9,113,904	9,713,282	9,691,942	9,664,375	11,054,210	10,799,768	10,657,944	10,735,679
Grants and contributions not restricted to specific programs	201,846	198,471	190,806	3,462,831	181,836	185,172	180,867	194,470	227,691	230,435
Interest and investment earnings	2,638,358	1,728,068	1,089,127	575,503	62,044	671,283	965,038	834,331	1,162,105	2,206,510
Miscellaneous	859,064	1,206,950	2,194,144	1,479,307	1,922,170	3,024,050	4,722,125	3,730,355	4,666,850	2,425,142
Gain (loss) on sales of capital assets	-	-	-	-	-	-	-	-	-	-
Transfers	(6,554,391)	(3,060,758)	(2,746,015)	(3,545,790)	(4,113,925)	(3,645,582)	(2,348,768)	(2,515,786)	(2,935,905)	(2,757,752)
Total governmental activities	<u>64,188,110</u>	<u>63,909,880</u>	<u>66,680,063</u>	<u>69,926,271</u>	<u>68,058,696</u>	<u>75,003,937</u>	<u>84,260,277</u>	<u>89,303,435</u>	<u>94,714,202</u>	<u>97,420,863</u>
Business-type activities:										
Grants and contributions not restricted to specific programs	200,000	200,000	-	-	-	-	-	-	-	-
Interest and investment earnings	26,597	46,565	52,549	35,695	(12,505)	81,712	227,141	133,929	251,993	405,633
Miscellaneous	-	-	-	-	-	-	113,376	141,451	-	-
Gain (loss) on sales of capital assets	-	-	-	-	-	-	-	-	-	-
Transfers	6,554,391	3,060,758	2,746,015	3,545,790	4,113,925	3,645,582	2,348,768	2,515,786	2,935,905	2,757,752
Total business type activities	<u>6,780,988</u>	<u>3,307,323</u>	<u>2,798,564</u>	<u>3,581,485</u>	<u>4,101,420</u>	<u>3,727,294</u>	<u>2,689,285</u>	<u>2,791,166</u>	<u>3,187,898</u>	<u>3,163,385</u>
Total primary government	<u>\$ 70,969,098</u>	<u>\$ 67,217,203</u>	<u>\$ 69,478,627</u>	<u>\$ 73,507,756</u>	<u>\$ 72,160,116</u>	<u>\$ 78,731,231</u>	<u>\$ 86,949,562</u>	<u>\$ 92,094,601</u>	<u>\$ 97,902,100</u>	<u>\$ 100,584,248</u>

#### Change in Net Assets

Governmental activities	\$ 6,786,484	\$ 11,145,462	\$ 11,891,723	\$ 11,722,389	\$ 12,535,309	\$ 20,593,893	\$ 24,188,776	\$ 27,102,664	\$ 20,870,088	\$ 19,277,361
Business-type activities	3,068,557	1,304,846	1,041,558	4,656,754	3,423,536	10,399,663	2,856,790	1,643,910	1,770,143	2,564,605
Total primary government	<u>\$ 9,855,041</u>	<u>\$ 12,450,308</u>	<u>\$ 12,933,281</u>	<u>\$ 16,379,143</u>	<u>\$ 15,958,845</u>	<u>\$ 30,993,556</u>	<u>\$ 27,045,566</u>	<u>\$ 28,746,574</u>	<u>\$ 22,640,231</u>	<u>\$ 21,841,966</u>

**CITY OF LAKE CHARLES, LOUISIANA**  
Governmental Activities Tax and Other Revenues by Source  
Last Ten Fiscal Years  
(accrual basis of accounting)

Fiscal Year	Property Tax	One Percent Sales Tax (1965)	* Additional One Percent Sales Tax (1987)	Employee's Pay Quarter cent Sales Tax (1995)	One-Quarter Cent Sales Tax Debt Reserve Fund	TIFF District One Percent Sales Tax (2018)	Riverboat Gaming Tax	Electric Utility Franchise	Gas Utility Franchise	Cable Television Franchise	Charges for Services User Fees Wastewater
2009	\$ 7,348,241	\$ 19,767,418	\$ 19,767,417	\$ 4,932,015	\$ -	\$ -	\$ 9,099,020	\$ 3,964,234	\$ 588,931	\$ 893,136	\$ 8,149,099
2010	7,489,471	18,382,454	18,382,454	4,595,619	-	-	8,959,034	4,183,356	590,275	929,232	8,934,311
2011	7,923,348	18,994,509	18,994,509	4,750,340	-	-	9,113,904	4,346,623	483,307	957,127	10,191,203
2012	7,707,653	19,940,426	19,940,425	4,985,113	-	-	9,713,282	3,463,387	405,302	1,004,902	11,001,880
2013	8,176,273	20,638,460	20,638,461	5,159,621	-	-	9,691,942	4,009,040	396,650	1,014,911	11,601,657
2014	8,631,895	22,309,909	22,309,909	5,577,484	-	-	9,664,375	4,442,183	474,212	1,036,511	12,519,677
2015	9,163,826	24,233,672	24,233,672	6,058,418	-	-	11,054,210	4,339,524	420,979	976,353	13,323,763
2016	10,217,089	24,759,696	24,759,696	6,189,924	4,571,836	-	10,799,768	4,098,903	360,464	1,013,598	13,281,720
2017	10,616,469	25,695,368	25,695,368	6,423,849	6,372,113	-	10,657,944	4,295,722	406,840	1,020,114	13,221,450
2018	10,862,457	26,833,765	26,833,765	6,708,442	6,635,894	1,213	10,735,679	4,378,367	483,545	1,016,254	13,771,766

\* Sales tax levy above dedicates 28 percent of collections to Capital Projects of which 60 percent can be used for debt service

Notes: Beginning fiscal year 2007, the City has entered into a Cooperative Endeavor Agreement with the Calcasieu Parish Policy Jury to pool gaming on a parish-wide basis.  
Golden Nugget Casino opened in December 2014.  
2009 property tax revenues reflect the reassessment of property in 2008.  
2013 property tax revenues reflect the reassessment of property in 2012.  
2017 property tax revenues reflect the reassessment of property in 2016.  
2016 15 year quarter cent sales tax began January 2016

Monthly Sales Tax Receipts 28% Dedicated to Capital Projects (included in above)											
Collection Month	2009	2010	2011	2012	2013	2014	2015	2016	2017	2018	
November	\$ 455,770	\$ 392,024	\$ 426,589	\$ 405,728	\$ 439,768	\$ 451,838	\$ 529,736	\$ 535,012	\$ 544,564	\$ 595,135	
December	465,968	411,697	420,851	393,645	446,902	523,949	541,692	533,725	564,660	560,185	
January	622,484	542,866	553,457	588,320	580,761	609,804	702,020	694,329	730,672	763,506	
February	418,689	369,537	386,115	511,944	424,817	425,861	500,766	512,445	527,052	550,737	
March	409,673	413,601	420,739	436,991	447,863	474,515	514,014	519,495	520,045	563,037	
April	545,560	476,895	478,140	498,970	521,802	528,496	617,823	652,316	665,259	690,882	
May	437,274	411,099	438799	438,287	470,869	529,857	540,169	548,264	591,265	599,185	
June	425,190	418,131	423,997	466,481	493,820	526,757	547,963	565,631	597,337	640,612	
July	467,518	454,755	467,521	478,381	497,303	538,256	598,577	611,634	686,415	682,222	
August	424,589	411,539	426,331	443,114	487,062	519,849	577,527	611,509	571,248	633,452	
September	428,762	417,784	443,151	467,114	487,685	513,189	549,074	557,614	583,584	603,781	
October	433,399	427,158	432,773	454,344	480,117	604,404	566,067	590,743	612,602	630,722	
Total	\$ 5,534,877	\$ 5,147,087	\$ 5,318,463	\$ 5,583,319	\$ 5,778,769	\$ 6,246,775	\$ 6,785,428	\$ 6,932,717	\$ 7,194,703	\$ 7,513,454	

# CITY OF LAKE CHARLES, LOUISIANA

Fund Balances of Governmental Funds

Last Ten Fiscal Years

(modified accrual basis of accounting)

(amounts expressed in thousands)

	2009	2010	2011	2012	2013	2014	2015	2016	2017	2018
General Fund										
Reserved	\$ 230,186	\$ 297,834								
Unreserved	28,007,800	25,483,998								
Nonspendable			\$ 486,580	\$ 543,389	\$ 478,983	\$ 525,480	\$ 621,486	\$ 666,530	\$ 684,120	\$ 568,580
Committed			2,895,603	2,567,929	2,363,360	2,853,169	2,413,358	2,061,843	3,561,194	4,145,634
Unassigned			21,932,680	22,245,646	23,053,203	25,996,329	28,338,533	27,297,165	30,764,493	35,078,544
Total General Fund	<u>28,237,986</u>	<u>25,781,832</u>	<u>25,314,863</u>	<u>25,356,964</u>	<u>25,895,546</u>	<u>29,374,978</u>	<u>31,373,377</u>	<u>30,025,538</u>	<u>35,009,807</u>	<u>39,792,758</u>
All other governmental funds										
Reserved	19,013,569	16,022,853								
Unreserved, reported in:										
Special revenue funds	12,922,418	14,598,101								
Capital projects funds	43,174,593	77,320,653								
Nonspendable			27,460	51,623	50,925	30,840	46,917	48,896	62,165	151,535
Restricted			44,338,979	31,731,731	23,962,211	22,754,774	24,595,560	31,272,991	33,409,232	32,950,498
Committed			51,269,454	50,934,223	57,358,834	57,603,158	65,108,250	72,116,986	55,063,188	56,953,479
Assigned			8,388,325	12,033,195	7,674,979	10,491,959	13,392,519	9,851,745	8,994,330	8,681,868
Total all other governmental funds	<u>75,110,580</u>	<u>107,941,607</u>	<u>104,024,218</u>	<u>94,750,772</u>	<u>89,046,949</u>	<u>90,880,731</u>	<u>103,143,246</u>	<u>113,290,618</u>	<u>97,528,915</u>	<u>98,737,380</u>
Total all governmental funds	<u>\$ 103,348,566</u>	<u>\$ 133,723,439</u>	<u>\$ 129,339,081</u>	<u>\$ 120,107,736</u>	<u>\$ 114,942,495</u>	<u>\$ 120,255,709</u>	<u>\$ 134,516,623</u>	<u>\$ 143,316,156</u>	<u>\$ 132,538,722</u>	<u>\$ 138,530,138</u>

\* Note GASB 54 adopted in 2011.

\* GASB 68 adopted in 2015

\* GASB 75 adopted in 2018

# CITY OF LAKE CHARLES, LOUISIANA

## Changes in Fund Balances of Governmental Funds

Last Ten Fiscal Years

(modified accrual basis of accounting)

	FY 2009	FY 2010	FY 2011	FY 2012	FY 2013	FY 2014	FY 2015	FY 2016	FY 2017	FY 2018
<b>Revenues:</b>										
Taxes	\$ 63,906,886	\$ 60,681,304	\$ 62,638,371	\$ 65,208,410	\$ 67,508,949	\$ 71,638,915	\$ 77,964,674	\$ 81,278,866	\$ 88,826,340	\$ 92,009,560
Licenses and permits	6,104,766	6,357,695	6,633,096	5,526,807	6,349,383	6,686,060	6,657,120	9,940,761	6,597,424	6,963,073
Intergovernmental	8,851,035	10,830,886	10,759,547	8,264,523	9,752,774	12,275,671	10,364,017	12,965,781	10,603,497	7,114,980
Charges for services	10,440,834	11,300,612	13,134,106	13,680,453	14,375,194	15,290,879	16,016,725	16,050,508	16,286,940	16,766,116
Fines and forfeitures	322,461	338,073	383,267	311,388	247,061	253,920	195,139	186,042	301,103	275,630
Miscellaneous	4,582,043	2,708,846	2,826,993	2,351,245	1,888,663	1,695,540	3,064,934	1,632,574	2,154,234	3,739,329
Total revenues	94,208,025	92,217,416	96,375,380	95,342,826	100,122,024	107,840,985	114,262,609	122,054,532	124,769,538	126,868,688
<b>Expenditures:</b>										
Current operating:										
General government	2,598,746	2,727,390	2,857,662	2,876,353	2,892,999	2,945,962	3,016,207	3,059,233	3,204,360	3,436,047
Finance	1,389,805	1,496,010	1,488,859	1,498,360	1,524,491	1,594,704	1,610,407	1,739,594	1,714,273	1,757,188
Human Resources	317,809	352,726	313,428	312,168	309,113	339,091	367,152	374,721	397,613	390,668
Fire	13,074,636	12,729,943	12,940,071	13,293,542	13,523,625	14,481,544	14,493,469	14,938,379	15,870,091	16,619,281
Police	14,196,539	15,775,008	16,200,141	17,108,345	18,311,542	17,911,230	18,096,917	18,530,921	19,770,508	20,102,125
Public works	20,039,183	20,272,640	20,324,226	21,183,964	21,449,006	22,045,127	22,093,947	23,986,800	26,421,585	25,131,848
Planning and development	2,305,258	2,596,371	3,028,735	2,785,459	2,793,690	2,535,761	2,679,361	2,521,354	2,611,276	2,741,631
Community services	4,545,957	4,780,142	4,721,208	4,913,007	5,516,244	5,343,835	5,389,074	5,509,270	5,998,397	6,019,381
General services	4,254,079	4,096,854	4,168,195	4,127,074	4,453,969	4,253,097	4,415,871	4,629,048	4,788,886	4,830,710
Capital projects	28,093,724	24,458,504	25,022,530	27,249,392	21,031,285	18,090,669	14,829,729	33,685,525	50,470,051	27,909,851
Debt service:										
Principal retirement	3,991,176	6,427,242	5,449,519	5,836,224	6,947,090	6,790,771	5,405,386	5,722,670	6,664,637	6,833,190
Bond issuance costs	-	1,414,680	147,128	-	-	-	-	-	-	-
Interest and fiscal charges	2,758,796	2,109,632	3,982,945	4,247,927	3,603,630	3,398,436	4,591,559	2,854,289	2,719,730	2,450,417
Total expenditures	97,565,708	99,237,142	100,644,647	105,431,815	102,356,684	99,730,227	96,989,079	117,551,804	140,631,407	118,222,337
Excess (deficiency) of revenues over expenditures	(3,357,683)	(7,019,726)	(4,269,267)	(10,088,989)	(2,234,660)	8,110,758	17,273,530	4,502,728	(15,861,869)	8,646,351
<b>Other financing sources (uses):</b>										
Transfers in	17,216,245	14,552,013	15,153,082	19,551,176	21,967,386	21,798,979	21,876,158	41,585,711	26,615,768	29,122,749
Transfers out	(25,770,636)	(18,612,300)	(18,982,135)	(22,915,600)	(25,731,311)	(24,694,561)	(26,354,532)	(44,101,497)	(29,551,673)	(31,880,502)
Issuance of debt - refunding bonds	-	-	-	-	-	-	15,825,000	-	24,140,000	-
Issuance of debt	-	57,015,000	3,713,962	4,222,067	833,344	98,037	-	6,812,591	8,012,943	102,818
Premium on debt issuance	-	2,174,886	-	-	-	-	906,376	-	3,687,728	-
Bond refunding-cost of issuance	-	-	-	-	-	-	(270,617)	-	(378,726)	-
Pymnt refunded bond escrw-current	-	-	-	-	-	-	-	-	(5,920,000)	-
Pymnt refunded bond escrw-advanc	-	(17,735,000)	-	-	-	-	(14,995,000)	-	(19,720,000)	-
Pymnt refunded bond escrw-interest	-	-	-	-	-	-	-	-	(1,801,605)	-
Total other financing sources(uses)	(8,554,391)	37,394,599	(115,091)	857,643	(2,930,581)	(2,797,545)	(3,012,615)	4,296,805	5,084,435	(2,654,935)
Net change in fund balances	\$ (11,912,074)	\$ 30,374,873	\$ (4,384,358)	\$ (9,231,346)	\$ (5,165,241)	\$ 5,313,213	\$ 14,260,915	\$ 8,799,533	\$ (10,777,434)	\$ 5,991,416
Debt service as a percentage of noncapital expenditures	9.37%	11.18%	12.29%	13.53%	13.24%	12.90%	12.29%	10.47%	10.23%	9.69%

## Governmental Activities Tax Revenues by Source

Last Ten Fiscal Years

(modified accrual basis of accounting)

Fiscal Year	Property Tax	One Percent Sales Tax ('65)	Additional One Percent Sales Tax ('87)	Employee's Pay Quarter cent Sales Tax ('95)	One-Quarter Cent Sales Tax Debt Reserve Fund	TIFF District One Percent Sales Tax ('18)	Riverboat Gaming Tax	Electric Utility Franchise	Gas Utility Franchise	Cable Television Franchise
2009	\$ 7,348,241	\$ 19,767,418	\$ 19,767,417	\$ 4,932,015	\$ -	\$ -	\$ 9,099,020	\$ 3,964,234	\$ 588,931	\$ 893,136
2010	7,489,471	18,382,454	18,382,454	4,595,619	-	-	8,959,034	4,183,356	590,275	929,232
2011	7,923,348	18,994,509	18,994,509	4,750,340	-	-	9,113,904	4,346,623	483,307	957,127
2012	7,707,653	19,940,426	19,940,425	4,985,113	-	-	9,713,282	3,463,387	405,302	1,004,902
2013	8,176,273	20,638,460	20,638,461	5,159,621	-	-	9,691,942	4,009,040	396,650	1,014,911
2014	8,631,895	22,309,909	22,309,909	5,577,484	-	-	9,664,375	4,442,183	474,212	1,036,511
2015	9,163,826	24,233,672	24,233,672	6,058,418	-	-	11,054,210	4,339,524	420,979	976,353
2016	10,217,089	24,759,696	24,759,696	6,189,924	4,571,836	-	10,799,768	4,098,903	360,464	1,013,598
2017	10,616,469	25,695,368	25,695,368	6,423,849	6,372,113	-	10,657,944	4,295,722	406,840	1,020,114
2018	10,862,457	26,833,765	26,833,765	6,708,442	6,635,894	1,213	10,735,679	4,378,367	483,545	1,016,254

**CITY OF LAKE CHARLES, LOUISIANA**  
Assessed and Estimated Actual Value of Taxable Property  
Last Ten Fiscal Years

Fiscal Year Ended	Tax Year	Real Property and Mobile		Personal, Business Industry		Public Utilities		Total all Property		Total Direct Tax Rate	Assessed Value as a Percentage of Actual Value
		Assessed Value	Estimated Actual Value	Assessed Value	Estimated Actual Value	Assessed Value	Estimated Actual Value	Assessed Value	Estimated Actual Value		
2009	2008	\$ 352,041,171	\$ 3,520,411,710	\$ 116,471,700	\$ 776,478,000	\$ 18,738,980	\$ 74,955,920	\$ 487,251,851	\$ 4,371,845,630	15.35	11.00%
2010	2009	362,072,150	3,620,721,500	109,775,460	731,836,400	18,833,580	75,334,320	490,681,190	4,427,892,220	15.35	11.08%
2011	2010	368,075,460	3,680,756,600	113,615,250	757,435,000	19,094,820	76,379,280	500,785,530	4,514,570,880	15.35	11.09%
2012	2011	371,813,160	3,718,131,600	111,831,890	745,545,933	16,539,480	66,157,920	500,184,530	4,529,835,453	15.35	11.04%
2013	2012	408,917,100	4,089,171,000	106,665,010	711,100,067	17,706,110	70,824,440	533,288,220	4,871,095,507	15.35	10.95%
2014	2013	432,041,780	4,320,417,800	148,418,710	989,458,067	18,114,470	72,457,880	598,574,960	5,382,333,747	15.35	11.12%
2015	2014	483,192,030	4,831,920,800	168,282,760	1,121,835,067	17,272,840	71,272,840	669,293,050	6,025,078,707	15.35	11.11%
2016	2015	516,842,790	5,168,427,900	164,358,110	1,095,720,733	19,543,930	78,175,720	700,744,830	6,342,324,353	15.35	11.05%
2017	2016	541,069,351	5,410,693,510	159,795,020	1,065,300,133	19,986,390	79,945,560	720,850,761	6,555,939,203	15.23	11.00%
2018	2017	580,132,590	5,801,325,900	153,211,230	1,021,408,200	17,285,450	69,141,800	750,629,270	6,891,875,900	15.23	10.90%

Note:

(1) Ratios of assessed valuation to actual value are established by state law. Assessment ratios currently applicable to various classes of property are as follows:

- 10% - Land and residential improvements
- 15% - Commercial improvements
- 15% - Personal property
- 25% - Public Utilities

(2) All property assessments are made by the Calcasieu Parish Assessor or the Louisiana Tax Commission. Required reassessments of all properties were made in 2008, 2012 and 2016.

Source: Calcasieu Parish Sheriff & Tax Collector

# CITY OF LAKE CHARLES, LOUISIANA

Property Tax Millage Rates  
Direct and Overlapping Governments  
Last Ten Fiscal Years

Calendar Year	Fiscal Year	City of Lake Charles		Calcasieu Parish School Board			Calcasieu Parish							
		General and Special Revenue Funds	Total	General Fund	Debt Service Funds	Total	Parish Police Jury	Road Districts	Gravity Drainage	Recreation and Com Centers	Fire Protection	Airport Harbor & Terminal	Parish Water & Sewer	Parish Total
2008	2009	15.35	15.35	18.72	24.00	42.72	39.28	3.67	5.29	7.00	11.08	8.34	18.46	93.12
2009	2010	15.35	15.35	18.72	24.00	42.72	33.02	3.67	5.79	5.65	11.08	8.34	15.59	83.14
2010	2011	15.35	15.35	18.72	24.00	42.72	33.02	3.67	5.79	4.79	11.08	8.34	15.59	82.28
2011	2012	15.35	15.35	18.72	24.00	42.04	33.82	3.53	5.57	5.77	10.85	8.14	15.37	83.05
2012	2013	15.35	15.35	18.04	22.60	40.64	34.01	3.53	5.57	5.77	10.85	8.14	15.37	83.24
2013	2014	15.35	15.35	18.04	22.20	40.24	34.78	4.06	5.57	5.32	10.85	8.14	15.37	84.09
2014	2015	15.35	15.35	18.04	22.20	40.24	35.46	4.06	5.57	7.40	10.85	8.19	15.37	86.90
2015	2016	15.23	15.23	17.23	21.00	38.23	32.86	3.88	5.79	7.93	11.54	8.58	12.51	83.09
2016	2017	15.23	15.23	17.23	21.00	38.23	34.29	3.88	5.79	7.59	11.54	8.58	12.43	84.10
2017	2018	15.23	15.23	17.23	29.85	47.08	34.29	3.88	5.79	7.59	11.54	8.58	14.24	86.27

Source: Information obtained from Calcasieu Parish Tax Assessor

Note: Overlapping rates are those of local governmental entities that apply to property owners within the City of Lake Charles. Not all overlapping rates apply to all property owners.

**CITY OF LAKE CHARLES  
FISCAL YEAR 2019 - 2020 ANNUAL BUDGET**

**CITY OF LAKE CHARLES, LOUISIANA**

Principal Property Taxpayers

Tax Year December 31, 2017 and December 31, 2008

for Fiscal Year Ended September 30, 2018 and September 30, 2009

Taxpayer	Type of Business	2018			2009		
		Assessed Valuation 2017	Rank	Percentage of Total Valuation	Assessed Valuation 2008	Rank	Percentage of Total Valuation
GOLDEN NUGGET LAKE CHARLES LLC	Hotel/Casino	\$ 64,482,610	1	8.59 %	-	-	-
PNK (LAKE CHARLES) LLC	Hotel/Casino	42,807,740	2	5.70 %	41,984,870	1	8.53 %
ENTERGY GULF STATES LOUISIANA	Electric Utility	9,113,260	3	1.21 %	7,158,410	3	1.45 %
CROWLEY MARINE SERVICES	Facilities Support Services	4,773,700	4	0.64 %			
WAL-MART REAL ESTATE BUSINESS TRUST	Retail	4,380,130	5	0.58 %	4,465,530	5	0.91 %
JP MORGAN CHASE BANK NA	Bank	3,971,340	6	0.53 %	3,681,880	7	0.75 %
IBERIA BANK	Bank	3,611,480	7	0.48 %			
CARBOLINE CO	Petrochemical Manufacturing	3,242,430	8	0.43 %			
BOLTON FORD LLC	Car Dealership	317,080	9	0.04 %			
HANCOCK WHITNEY	Bank	3,146,870	10	0.42 %			
Bell South Telecommunications	Telephone				8,357,110	2	1.70 %
Women's & Children's Hospital	Hospital				4,529,050	4	0.92 %
Capital One NA * Hibernia in 2002	Bank	-			4,217,510	6	0.86 %
Cameron State Bank	Bank	-			2,704,990	8	0.55 %
Seabult Towing Services	Offshore Services	-			2,257,500	9	0.46 %
Hertz Lake Charles One, LLC	Rental	-			1,704,410	10	0.35 %
		<u>\$139,846,640</u>		<u>18.62%</u>	<u>\$81,061,260</u>		<u>16.48%</u>

2018 Total city valuation: \$ 750,629,270

2009 Total city valuation: \$ 492,029,555

Source: Calcasieu Parish Tax Collector

# CITY OF LAKE CHARLES, LOUISIANA

Sales Tax Rates  
Direct and Overlapping Governments  
Last Ten Fiscal Years

Calendar Year	Fiscal Year	City of Lake Charles							Calcasieu Parish			State of Louisiana		
		General Fund	Dedicated 1%		Waste Water	Recreation	Capital Project	Employee's Pay	School Board		Law Enforcement	General	Tourism Promotion	Total
			Public Safety	Public Works					General	Salaries				
2008	2009	1.00%	0.20%	0.28%	0.16%	0.08%	0.28%	0.25%	1.50%	0.50%	0.75%	3.97%	0.03%	9.00%
2009	2010	1.00%	0.20%	0.28%	0.16%	0.08%	0.28%	0.25%	1.50%	0.50%	0.75%	3.97%	0.03%	9.00%
2010	2011	1.00%	0.20%	0.28%	0.16%	0.08%	0.28%	0.25%	1.50%	0.50%	0.75%	3.97%	0.03%	9.00%
2011	2012	1.00%	0.20%	0.28%	0.16%	0.08%	0.28%	0.25%	1.50%	0.50%	0.75%	3.97%	0.03%	9.00%
2012	2013	1.00%	0.20%	0.28%	0.16%	0.08%	0.28%	0.25%	1.50%	0.50%	0.75%	3.97%	0.03%	9.00%
2013	2014	1.00%	0.20%	0.28%	0.16%	0.08%	0.28%	0.25%	1.50%	0.50%	0.75%	3.97%	0.03%	9.00%
2014	2015	1.00%	0.20%	0.28%	0.16%	0.08%	0.28%	0.25%	1.50%	0.50%	0.75%	3.97%	0.03%	9.00%
2015	2016	1.00%	0.20%	0.28%	0.16%	0.08%	0.28%	*0.25%	1.50%	*1.00%	0.75%	3.97%	0.03%	9.25%
2016	2017	1.00%	0.20%	0.28%	0.16%	0.08%	0.28%	*0.50%	1.50%	1.00%	0.75%	**4.97%	0.03%	10.75%
2017	2018	1.00%	0.20%	0.28%	0.16%	0.08%	0.28%	0.50%	1.50%	1.00%	0.75%	++4.42%	0.03%	10.20%

\*Rate increased from 0.50% to 1.00% July 1, 2015

+Rate increased from 0.25% to 0.50% January 1, 2016

\*\*Rate increased from 3.97% to 4.97% April 1, 2016

++Rate decreased from 4.97% to 4.42% July 1, 2018

Source: Information obtained from Calcasieu Parish Sales and Use Tax office.

**CITY OF LAKE CHARLES**  
**FISCAL YEAR 2019 - 2020 ANNUAL BUDGET**

**CITY OF LAKE CHARLES, LOUISIANA**

Principal Sales Taxpayers

Tax Year June 30, 2018 and June 30, 2009

for Fiscal Year Ended September 30, 2018 and September 30, 2009

<u>Type of Business</u>	<u>2018</u>			<u>2009</u>		
	<u>Tax Paid</u>	<u>Rank</u>	<u>Percentage of Total Valuation</u>	<u>Tax Paid</u>	<u>Rank</u>	<u>Percentage of Total Valuation</u>
Retail	\$6,536,352	1	9.77%	\$6,348,564	1	13.75%
Government	3,118,961	2	4.66%	2,019,599	2	4.37%
Grocery	1,370,781	4	2.05%	885,939	5	1.92%
Hotel and Casino	1,015,111	5	1.52%	1,111,230	3	2.41%
Building Supply	924,425	6	1.38%	915,386	4	1.98%
Health Care	765,182	7	1.14%			
Building Supply	665,974	8	1.00%	610,197	7	1.32%
Retail	628,035	9	0.94%	796,968	6	1.73%
Grocery	570,395	10	0.85%	527,354	9	1.14%
Retail	-			582,616	8	1.26%
Retail	-			463,224	10	1.00%
	<u>\$ 18,110,089</u>		<u>27.08%</u>	<u>\$ 14,261,077</u>		<u>30.88%</u>

2018 Total sales tax: \$ 66,882,641

2009 Total sales tax: \$ 46,175,905

**CITY OF LAKE CHARLES, LOUISIANA**

Ratios of Outstanding Debt

Last Ten Fiscal Years

Fiscal Year	Bonded Debt													Loans			Total of All Debt	Percentage of Personal Income	Per Capita
	Pension Refunding Bonds	LCDA Sewer Bonds	LCDA Sewer Refunding Bonds	Deferred Amount LCDA Sewer Refunding Bonds	2007 LCDA Public Improvement Bonds	Deferred Amount LCDA Public Improvement 2007 Bonds	2010 LCDA Public Improvement Bonds	Deferred Amount LCDA Public Improvement 2010 Bonds	2014 LCDA Public Improvement Refinancing Bonds	Deferred Amount LCDA Public Improvement 2014 Bonds	2017 LCDA Public Improvement Refinancing Bonds	Deferred Amount LCDA Public Improvement 2017 Bonds	Total Bonded Debt	DEQ Loan	Lake Charles City Court Building	Total Loans Debt			
2009	\$ 5,005,000	\$ 20,100,000	\$ -	\$ -	\$ 32,195,000	\$ 973,952	\$ -	\$ -	\$ -	\$ -	\$ -	\$ -	\$ 58,273,952	\$ -	\$ -	\$ -	\$ 58,273,952	2.46%	\$ 812
2010	4,035,000	-	16,175,000	431,234	30,970,000	918,823	39,280,000	1,671,027	-	-	-	-	93,481,084	-	-	-	93,481,084	3.65%	1,298
2011	3,005,000	-	14,905,000	392,031	29,695,000	863,694	37,705,000	1,570,765	-	-	-	-	88,136,490	918,201	3,000,000	3,918,201	92,054,691	3.60%	1,279
2012	1,930,000	-	13,610,000	352,828	28,370,000	808,565	35,960,000	1,470,503	-	-	-	-	82,501,896	5,140,268	2,905,000	8,045,268	90,547,164	3.45%	1,255
2013	805,000	-	12,290,000	313,625	26,995,000	753,436	34,165,000	1,370,241	-	-	-	-	76,692,302	5,015,612	2,805,000	7,820,612	84,512,914	3.17%	1,150
2014	-	-	10,930,000	313,625	25,565,000	753,436	32,315,000	1,370,241	-	-	-	-	71,247,302	4,146,649	2,700,000	6,846,649	78,093,951	2.93%	1,063
2015	-	-	9,535,000	235,219	9,080,000	256,639	30,410,000	1,169,717	15,775,000	854,085	-	-	67,315,660	3,934,648	2,590,000	6,524,648	73,840,308	2.75%	986
2016	-	-	8,100,000	196,016	7,530,000	224,560	28,445,000	1,069,455	15,605,000	784,364	-	-	61,954,395	10,509,239	2,475,000	12,984,239	74,938,634	2.68%	985
2017	-	-	6,600,000	156,813	-	-	6,685,000	259,273	15,430,000	714,643	24,140,000	3,687,728	57,673,457	17,558,182	2,360,000	19,918,182	77,591,639	2.69%	1,010
2018	-	-	5,045,000	117,610	-	-	4,550,000	172,849	13,710,000	644,922	24,140,000	3,318,955	51,699,336	16,656,001	2,235,000	18,891,001	70,590,337	2.24%	915

Note: Details regarding the city's outstanding debt can be found in the notes to the financial statements.

None of this debt is General Obligation Debt.

See the Schedule of Demographics and Economic Statistics for personal income and population data.

**CITY OF LAKE CHARLES  
FISCAL YEAR 2019 - 2020 ANNUAL BUDGET**

**CITY OF LAKE CHARLES, LOUISIANA**

Computation of Legal Debt Margin  
Last Ten Fiscal Years  
(amounts expressed in thousands)

	2009	2010	2011	2012	2013	2014	2015	2016	2017	2018
Debt limit	\$ 56,732	\$ 49,305	\$ 50,314	\$ 50,258	\$ 53,554	\$ 60,093	\$ 67,169	\$ 70,314	\$ 75,308	\$ 75,325
Total net debt applicable to limit	0	0	0	0	0	0	0	0	0	0
Legal debt margin	<u>\$ 56,732</u>	<u>\$ 49,305</u>	<u>\$ 50,314</u>	<u>\$ 50,258</u>	<u>\$ 53,554</u>	<u>\$ 60,093</u>	<u>\$ 67,169</u>	<u>\$ 70,314</u>	<u>\$ 75,308</u>	<u>\$ 75,325</u>
applicable to the limit as a percentage of debt limit	0%	0%	0%	0%	0%	0%	0%	0%	0%	0%

**Legal Debt Margin Calculation for Fiscal Year 2018**

(amounts expressed in thousands)

Assessed value	\$ 750,629
Add back: exempt real property	2,634
Total assessed value	<u>\$ 753,263</u>
Debt limit (10% of total assessed value)	\$ 75,325
Total outstanding General Obligation Bonds of City of Lake Charles	<u>-</u>
Legal capacity of City of Lake Charles for General Obligation Bonds	<u>\$ 75,325</u>

**Note:**

Under state finance law, the City of Lake Charles' outstanding general obligation debt should not exceed 10 percent of total assessed property value. By law, the general obligation debt subject to the limitation may be offset by amounts set aside for repaying general obligation bonds. The City of Lake Charles had \$70,348,194 outstanding bonded debt at September 30, 2018. None of this debt is General Obligation Debt secured by ad valorem taxes, and the amount applicable to the legal debt limitation is therefore zero. All City of Lake Charles general obligation debt was paid in fiscal year 1997.

**CITY OF LAKE CHARLES**  
**FISCAL YEAR 2019 - 2020 ANNUAL BUDGET**

**CITY OF LAKE CHARLES, LOUISIANA**

Demographic and Economic Statistics

Last Ten Calendar Years

Calendar		Personal	Per		Public	Private	Total	Unemployment
		Income	Capita	Median	City School	City School	City School	Percentage
		(amts in	Personal	Age	Enrollment	Enrollment	Enrollment	Rate
Year	Population	thousands)	Income (1)		(K-12 Grades)	(K-12 Grades)	(K-12 Grades)	
2008	71,757	\$ 2,371,425	\$ 33,048	34.5	12,783	2,741	15,524	5.9%
2009	71,757	2,371,425	33,048	35.3	12,566	2,575	15,141	7.3%
2010	71,993	2,558,631	35,540	35.3	12,034	2,465	14,499	6.3%
2011	72,177	2,621,757	36,324	35.9	12,399	3,482	15,881	6.8%
2012	73,474	2,668,282	36,316	35.0	13,375	3,099	16,474	6.1%
2013	74,024	2,663,458	35,981	35.0	13,539	3,974	17,513	5.6%
2014	74,889	2,683,273	35,830	34.1	13,333	4,435	17,768	5.8%
2015	76,070	2,795,649	36,751	31.8	13,357	4,430	17,787	4.2%
2016	76,848	2,879,110	37,465	34.1	13,451	3,998	17,449	4.2%
2017	77,117	3,154,856	40,910	35.0	12,756	4,366	17,122	3.2%

Notes:

- (1) Estimates for population, income, age and unemployment provided by the Bureau of Labor Statistics and the US Census Bureau
- (2) School enrollment includes public and state approved private schools only as provided by the Calcasieu Parish School Board and the Louisiana Department of Education

**CITY OF LAKE CHARLES**  
**FISCAL YEAR 2019 - 2020 ANNUAL BUDGET**

**CITY OF LAKE CHARLES, LOUISIANA**

Principal Employers in the MSA

Calendar Year 2018 and 2009

Employer	Type of Business	2018			2009		
		Number of Employees	Rank	Percentage of Total MSA	Number of Employees	Rank	Percentage of Total MSA
Calcasieu Parish School System	Education	4,963	1	5.7%	4,850	1	5.6%
Lake Charles Memorial Health System	Health Care	2,108	2	2.4%	1,039	9	1.2%
Westlake Chemical Corporation	Chemicals	1,700	3	2.0%			
Turner Industries Group	Contractor	1,650	4	1.9%	2,250	3	2.6%
Golden Nugget	Casino/Hotel	1,514	5	1.8%			
L'Auberge Du Lac	Casino/Hotel	1,300	6	1.5%	2,400	2	2.8%
Sasol Chemicals, LLC	Chemicals	1,084	7	1.3%			
Christus St. Patrick Hospital	Health Care	1,042	8	1.2%	1,085	8	1.3%
Citgo Petroleum Corporation	Oil Refinery	1,032	9	1.2%	1,275	5	1.5%
Calcasieu Parish Sheriff's Office	Law Enforcement	896	10	1.0%			
Axiall Corporation (formerly PPG)	Basic Chemical	-	-	-	1,296	4	1.5%
Calcasieu Parish Police Jury	Government	-	-	-	1,173	6	1.4%
Isle of Capri Casino	Casino/Hotel	-	-	-	1,171	7	1.4%
McNeese State University	Education	-	-	-	844	10	1.0%
		<u>17,289</u>		<u>15.4%</u>	<u>17,383</u>		<u>20.1%</u>

Source: SWLA Economic Development Alliance and Imperial Calcasieu Regional Planning and Development (Major Employers in Southwest Louisiana with 100+ full-time, non-contract employees)

MSA: Metropolitan Statistical Area includes all of Calcasieu and Cameron Parish. All top ten employers are in Calcasieu Parish

	2018	2009
Total employment: Calcasieu Parish	112,259	86,431

**CITY OF LAKE CHARLES**  
**FISCAL YEAR 2019 - 2020 ANNUAL BUDGET**

**CITY OF LAKE CHARLES, LOUISIANA**

Operating Indicators by Function  
Last Ten Fiscal Years

Function	Fiscal Year									
	2009	2010	2011	2012	2013	2014	2015	2016	2017	2018
General government										
* Legal: request for legal action	239	199	90	51	96	102	103	87	75	69
Printing/communication:										
* Number of mail pieces metered	67,550	72,701	130,336	175,019	100,651	121,273	85,851	79,967	61,347	60,135
Risk Management										
Accident reports/investigations	544	632	443	377	415	457	503	553	558	558
Claims	178	289	208	186	205	226	249	273	322	322
Checks issued	15,543	14,760	14,927	23,699	19,750	12,025	11,652	13,520	11,412	11,408
Occupational licenses processed	6,273	6,031	6,027	5,845	5,382	5,134	5,193	5,206	5,206	5,206
Purchase orders processed	3,290	2,881	2,785	2,800	2,825	2,653	2,694	2,938	2,840	2,606
Water: number of customers	28,124	28,886	28,775	28,926	29,704	30,042	29,980	30,226	30,862	30,993
Water: Average daily consumption (millions of gallons per day)	9.33	8.87	9.05	9.03	8.65	8.42	8.75	8.68	10.73	9.65
Human Resources										
Applications received	961	1,000	1,327	1,250	1,328	1,100	971	1,011	956	825
New hires	462	425	432	364	436	325	416	412	417	438
Employee Health Fair Participation	285	300	320	325	375	450	530	450	405	289
Public safety										
Fire: Calls for service	2,588	2,790	2,863	2,768	2,807	2,996	3,299	3,619	3,979	4,543
* Fire: Code inspections	3,594	4,465	7,305	4,000	7,386	2,929	2,929	2,929	2,929	2,929
Police: Calls for service	90,995	96,732	107,100	108,064	125,161	121,384	106,110	130,060	128,351	132,455
Public works										
Solid Waste										
* Tons garbage collected	26,320	25,814	24,515	23,951	25,018	25,563	25,855	26,782	27,048	27,283
* Tons incinerated	2,322	2,905	4,857	4,163	4,340	8,343	4,920	4,761	4,351	4,787
* Tons trash collected	9,583	7,930	5,957	6,208	6,212	7,053	7,032	7,295	7,557	7,214
* Streets: Work orders	1,289	1,863	2,708	1,234	1,370	1,734	1,556	2,054	2,054	2,054
* Transit: Bus riders	175,875	190,834	219,802	223,407	228,068	267,126	265,459	258,442	262,603	261,964
* Vehicle Maintenance: Work orders	4,291	5,867	5,689	5,841	5,877	5,498	6,078	6,598	6,444	5,660
* Waste water: Work orders	9,508	11,100	5,490	6,000	12,371	11,898	11,787	13,823	11,195	20,199
Planning and development										
Building permits issued	4,162	6,395	6,073	4,356	4,762	4,122	4,603	4,840	4,331	3,983
Community Development										
* Down Payment Assistance	17	22	15	24	17	14	17	11	3	4
* Rehab/Reconstruction	8	9	12	13	12	8	5	3	6	5
* Street Projects	3	0	1	2	2	1	0	0	2	2
Community Services										
Recreation and parks										
* Athletic teams	279	292	311	313	877 <sup>+</sup>	913 <sup>+</sup>	823	808	808	808
* Summer camp attendance	219	480	472	447	425	430	355	355	355	355
* Civic Center: Events	377	358	368	353	352	340	356	344	332	347
Golf Course: Rounds of golf	36,464	23,852	31,900	30,318	36,317	36,641	33,000	32,780	30,439	33,070
Art Center/museum										
* Art exhibits	9	11	16	16	15	15	16	15	16	16
* Concerts/Events	35	100	119	25	24	19	28	26	16	15

Source: Various city departments

\* Prior year statistics not available.

+ Includes tournament teams

**CITY OF LAKE CHARLES**  
**FISCAL YEAR 2019 - 2020 ANNUAL BUDGET**

**CITY OF LAKE CHARLES, LOUISIANA**

Capital Assets Statistics by Function  
Last Ten Fiscal Years

<u>Function</u>	<u>Fiscal Year</u>									
	<u>2009</u>	<u>2010</u>	<u>2011</u>	<u>2012</u>	<u>2013</u>	<u>2014</u>	<u>2015</u>	<u>2016</u>	<u>2017</u>	<u>2018</u>
Public safety										
Fire Stations in City limits	8	8	8	8	8	8	8	8	8	8
Fire Stations outside City limits		2	2	2	2	2	2	2	2	2
Police:										
Stations	4	4	4	4	4	4	3	4	7	7
Patrol Units	92	92	92	98	94	111	87	114	154	179
Solid Waste/Recycling										
Collection trucks	30	34	32	32	32	33	33	33	33	32
Streets										
Streets (miles)	460	460	460	503	534	534	535	549	553	562
* Streetlights	9,285	9,285	9,285	14,000	10,000	10,000	11,000	11,000	11,000	11,000
* Traffic Signals	66	66	66	68	66	62	64	66	64	66
Transit										
Public Buses	7	7	7	4	5	4	4	5	5	5
Para-transit buses	4	4	4	2	2	2	2	2	2	2
Trolley	-	1	1	1	1	1	1	1	1	1
Waste water										
Sanitary sewers (miles)	600	600	600	600	600	600	600	600	600	600
Storm sewers (miles)	425	425	425	425	425	425	425	425	425	425
* Maximum daily treatment capaci (millions of gallons per day)	13	18	18	18	18	18	18	18	18	20
Water utility										
* Water mains (miles)	458	458	460	465	430	470	473	480	480	490
* Fire hydrants	2,850	2,850	2,900	2,954	3,000	3,000	3,050	3100	3150	3300
* Maximum daily capacity (millions of gallons per day)	22	22	22	22	22	22	22	22	22	22
Community Services										
Recreation and parks										
** Park acreage	466	466	466	465	502	502	502	502	502	502
Parks	34	34	34	33	33	33	33	33	33	33
Swimming Pools	2	2	2	2	2	2	2	2	2	2
*** Spray parks	3	2	2	2	2	2	2	2	2	2
Tennis courts	17	17	17	15	11	11	11	11	11	11
Community Centers	12	12	12	12	13	13	13	13	13	13
Civic Center	1	1	1	1	1	1	1	1	1	1
Golf Course	1	1	1	1	1	1	1	1	1	1
Art Center/museum	2	2	2	2	2	2	2	2	2	2

Source: Various city departments

\* Prior year statistics not available.

\*\*In 2009 the addition of Riverside Park increased total acreage to 466.

\*\*\*One spray park donated to Ward 3 Recreation District.

The City of Lake Charles fully complies with Title VI of the Civil Rights Act of 1964, Americans with Disabilities Act, and related statutes, executive orders, and regulations in all programs and activities. The City operates without regard to race, color, national origin, income, gender, age, and disability. Any person who believes him/herself or any specific class of persons, to be subjected to discrimination prohibited by Title VI/Americans with Disabilities Act may by him/herself or by representative file a written complaint with the City of Lake Charles. The City's Title VI Coordinator/ADA Coordinator may be reached by phone at (337) 491-1440, the Mayor's Action Line at (337) 491-1346, or contact the appropriate Department Head.

