



Lake Charles Police Department

PRESS CONFERENCE

Please silence all electronic devices



LAKE CHARLES POLICE DEPARTMENT

**2018
ANNUAL
CRIME
REPORT**





2018 Overall Criminal Offenses





2018 Crime Classifications


Percentage of Overall Crimes





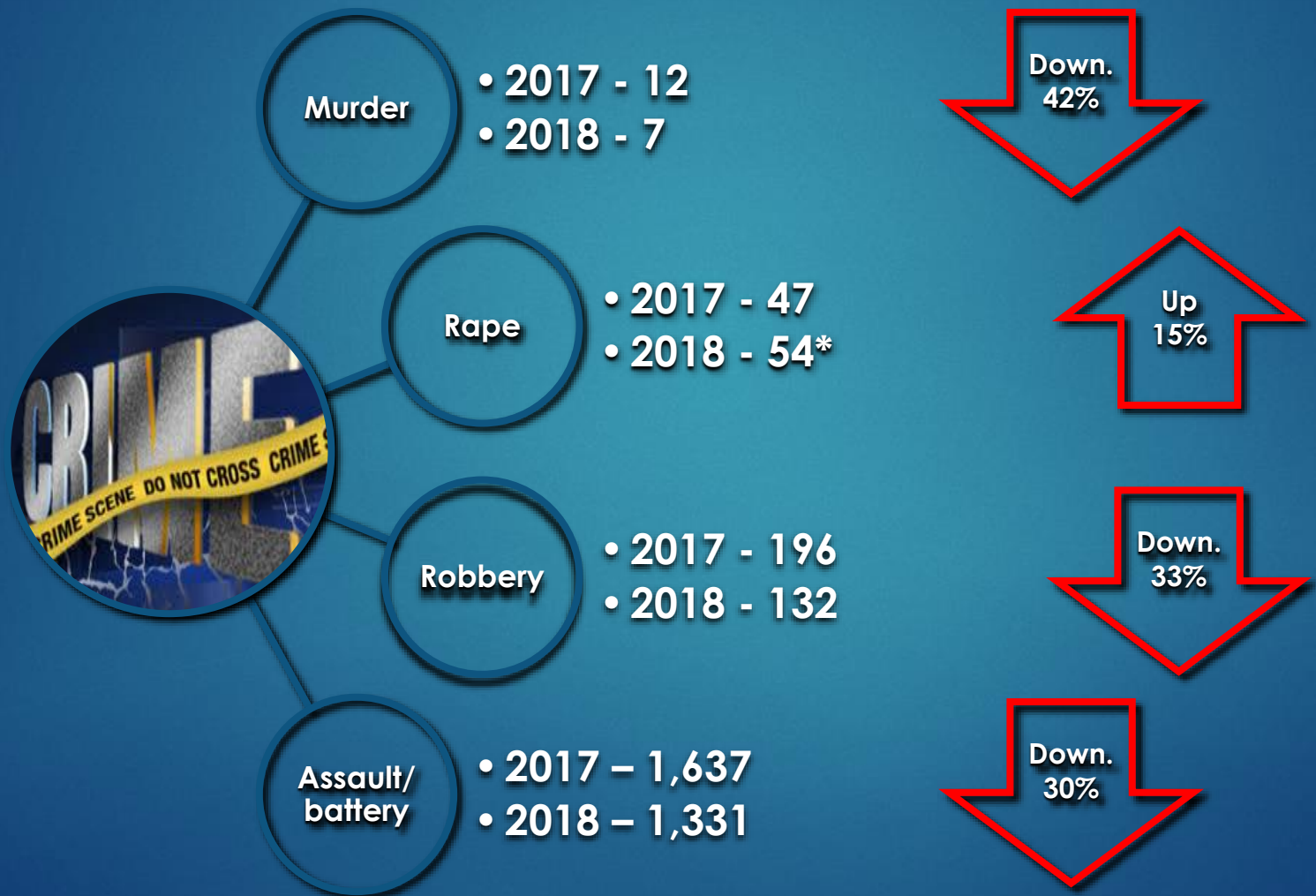
2018 Crimes Against Persons

Assault, Battery, Murder, Rape, Robbery





2018 Crimes Against Persons




*Now includes Sexual Battery Offenses



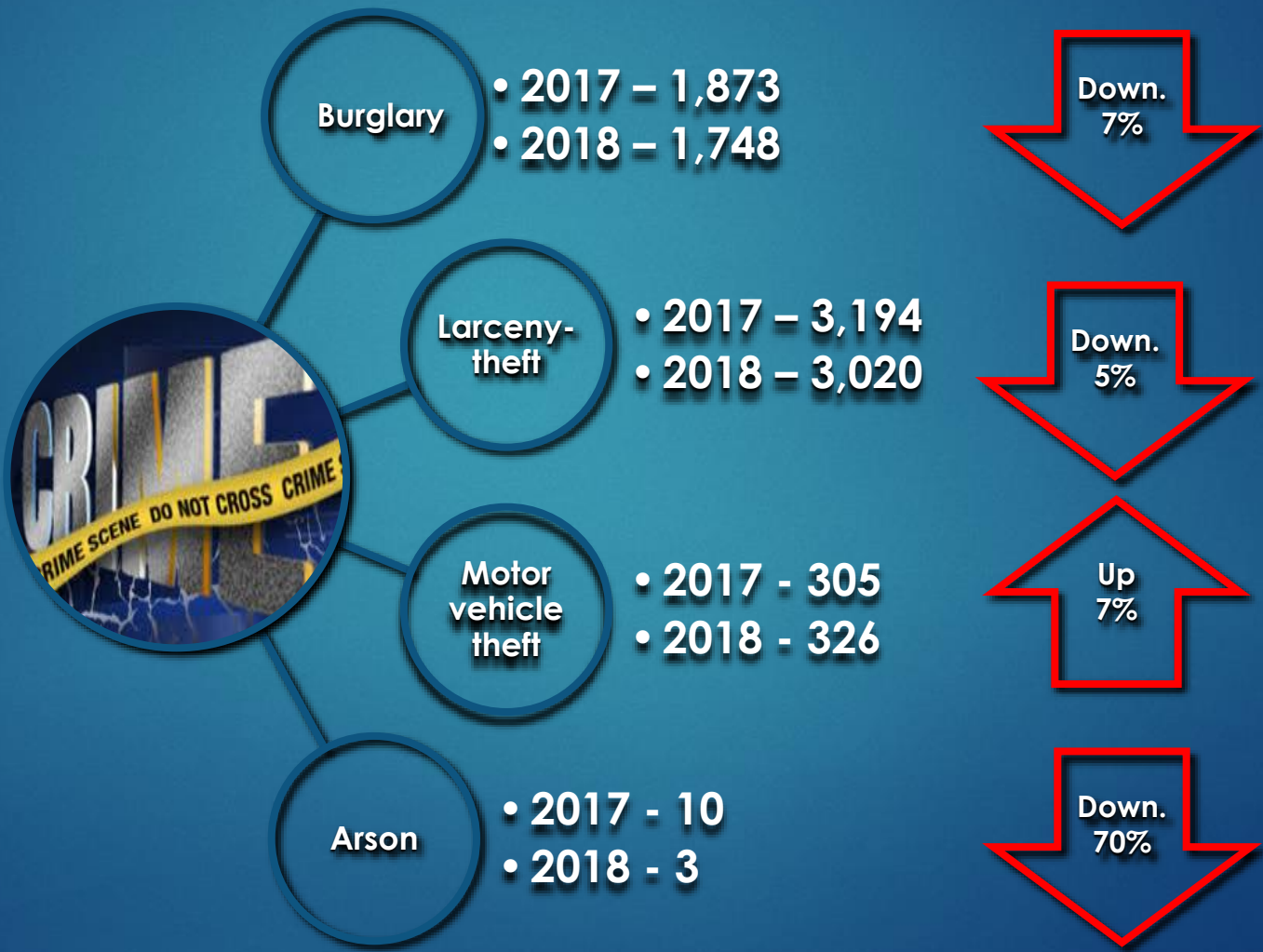
2018 Crimes Against Property

Arson, Burglary, Larceny-Theft, Vehicle Theft





2018 Crimes Against Property





2018 Other Criminal Offenses



2017

• 3,903

2018

• 3,279

Down
16%



2018 Clearance Rates Crimes Against Persons



Murder

- Local 100%
- National 62%

Rape

- Local 65%
- National 34%

Robbery

- Local 61%
- National 30%

Assault/Battery

- Local 75%
- National 53%



2018 Clearance Rates Crimes Against Property



Burglary

- Local 23%
- National 13%

Larceny-Theft

- Local 38%
- National 19%

Vehicle Theft

- Local 30%
- National 14%

Arson

- Local 66%
 - National NDF*
- *No Data Found



2018 Calls For Service



Overall

- 2017 – 128,531
- 2018 – 136,471

Up
6.1%

Dispatched

- 2017 – 78,201
- 2018 – 81,633

Up
4.3%

A dispatched call is when an officer responds to a citizen's request.

Self-initiated

- 2018 – 50,330
- 2017 – 54,838

Up
8.9%

A self-initiated call is when an officer initiates an activity without a citizen's request.




2018 Traffic Crashes





2018 Traffic Fatalities





Crimes By Beat

2017-2018 Overall Comparison

Crimes Against People and Property

| BEAT | 1 | 2 | 3 | 4 | 5 | 6 | 7 | 8 | 9 | 10 | 11 | 12 | 13 | 14 | 15 | 16 | 17 | 18 | 19 |
|----------|--------|--------|-------|-------|-------|--------|--------|--------|--------|--------|--------|--------|--------|-------|--------|--------|-------|--------|--------|
| 2017 | 103 | 96 | 268 | 419 | 344 | 747 | 681 | 664 | 590 | 211 | 392 | 641 | 250 | 528 | 308 | 108 | 242 | 38 | 644 |
| 2018 | 100 | 158 | 272 | 380 | 312 | 635 | 948 | 515 | 504 | 170 | 331 | 562 | 189 | 489 | 232 | 88 | 241 | 45 | 435 |
| % CHANGE | -2.91% | +64.5% | +1.4% | -9.3% | -9.3% | -14.9% | +39.2% | -22.4% | -14.5% | -19.4% | -15.5% | -12.3% | -24.4% | -7.3% | -24.6% | -18.5% | -0.4% | +18.4% | -32.4% |



2018 ANNUAL CRIME REPORT

- For the calendar year 2018 compared to 2017, we experienced a 11% decrease in Overall Criminal Offenses
- Again, our clearance rates prove to be superior to national averages
- All of this while we experienced a 6% increase in total calls for service
- We still have areas to address such as the 14% increase in traffic crashes and the 7% increase in motor vehicle thefts



2018 ANNUAL CRIME REPORT

LAKE CHARLES POLICE DEPARTMENT



2018 ANNUAL CRIME REPORT

LAKE CHARLES POLICE DEPARTMENT

Thank you for your attendance