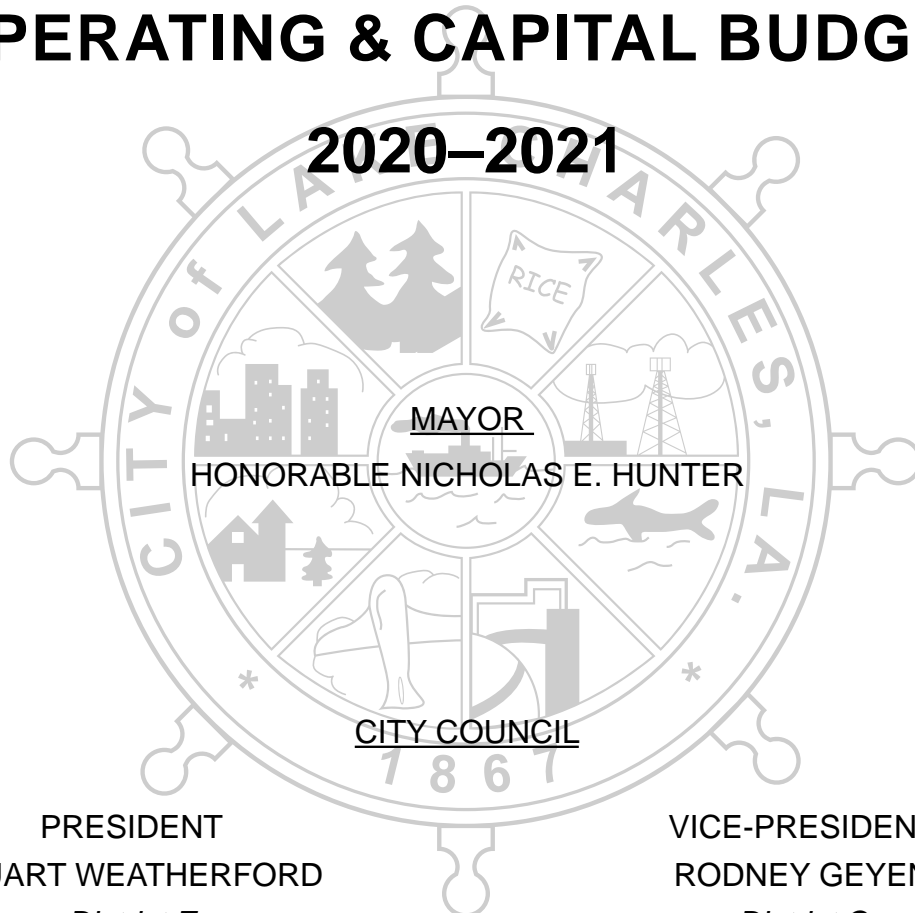


CITY OF LAKE CHARLES, LOUISIANA

ADOPTED OPERATING & CAPITAL BUDGET



2020–2021

MAYOR

HONORABLE NICHOLAS E. HUNTER

CITY COUNCIL

PRESIDENT
STUART WEATHERFORD
District E

VICE-PRESIDENT
RODNEY GEYEN
District C

MARY MORRIS
District A

LUVERTHA AUGUST
District B

JOHN IEYOUB
District D

JOHNNIE THIBODEAUX
District F

MARK ECKARD
District G

Prepared By: Finance Administration

Karen D. Harrell, Director of Finance

August 2020

THIS PAGE INTENTIONALLY LEFT BLANK



**CITY OF LAKE CHARLES
2020-2021 ANNUAL BUDGET**

ELECTED CITY OFFICIALS

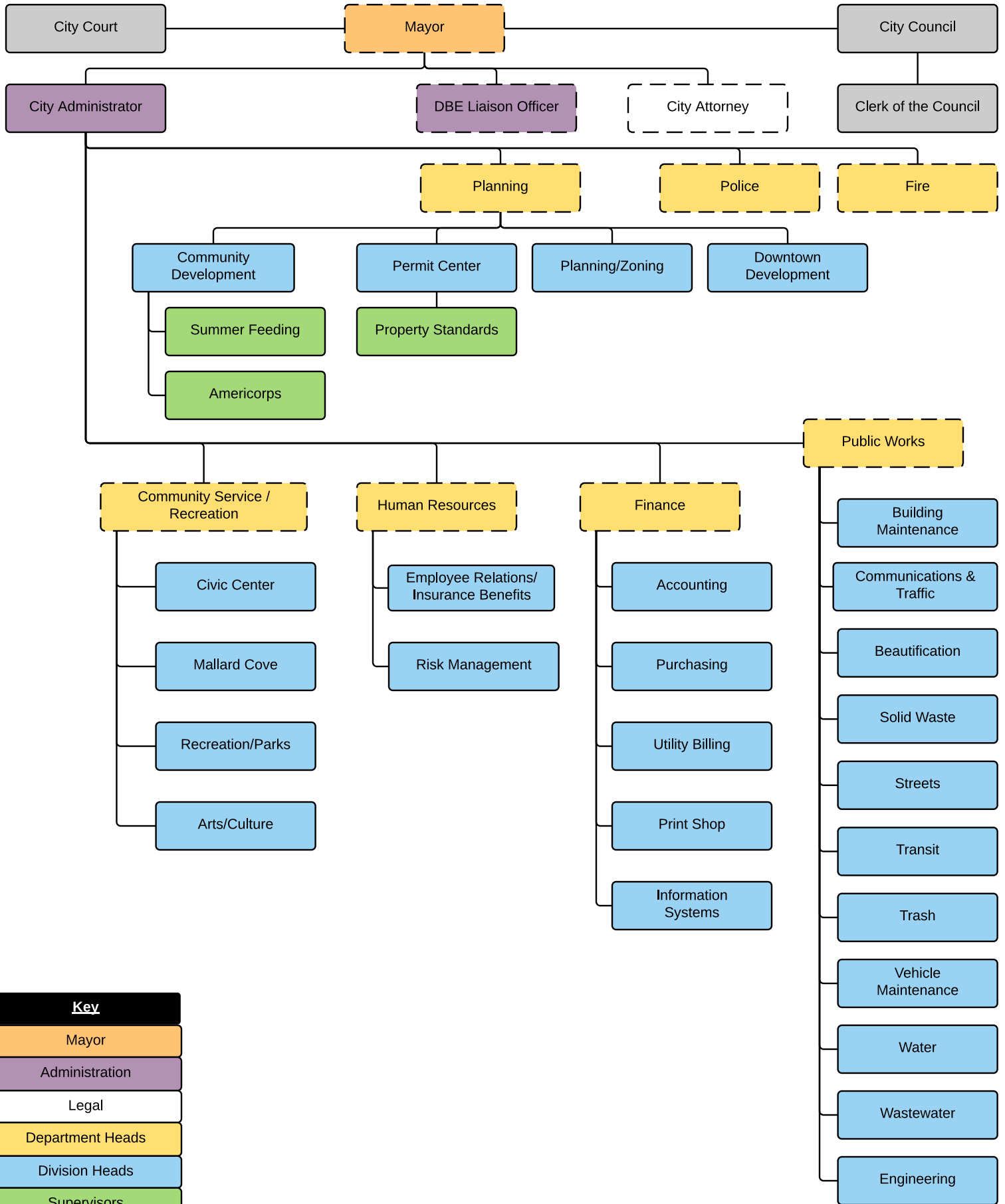
	<u>PRESENT TERM BEGINS</u>	<u>PRESENT TERM EXPIRES</u>	<u>BEGAN AS MEMBER</u>
<u>MAYOR</u>			
Nicholas Hunter	July 1, 2017	June 30, 2021	July 2017
<u>CITY COUNCIL</u>			
Stuart Weatherford, President	July 1, 2017	June 30, 2021	July 2005
Rodney Geyen, Vice President	July 1, 2017	June 30, 2021	July 1997
Luvertha August	July 1, 2017	June 30, 2021	January 2008
Mark Eckard	July 1, 2017	June 30, 2021	July 2009
John Ieyoub	July 1, 2017	June 30, 2021	July 2009
Mary Morris	July 1, 2017	June 30, 2021	July 2013
Johnnie Thibodeaux	July 1, 2017	June 30, 2021	July 2017
<u>CITY JUDGES</u>			
Jamie B. Bice	January 1, 2015	December 31, 2020	January 2015
John S. Hood	January 1, 2015	December 31, 2020	January 1985
<u>WARD 3 MARSHAL</u>			
Victor Salvador	December 19, 2018	December 31, 2020	December 2018

**CITY OF LAKE CHARLES
2020-2021 ANNUAL BUDGET**

DEPARTMENT HEADS

<u>EMPLOYEE</u>	<u>DEPARTMENT</u>
John Cardone	Mayor's Office
David Morgan	Legal
Karen Harrell	Finance
Wendy Goodwin	Human Resources
Keith Murray	Fire
Shawn Caldwell	Police
Jeff Jones	Public Works
Clarence Ceasar	Community Services
Mike Huber	Planning

City of Lake Charles Organization Chart



Key

- Mayor
- Administration
- Legal
- Department Heads
- Division Heads
- Supervisors

City Charter Positions



GOVERNMENT FINANCE OFFICERS ASSOCIATION

*Distinguished
Budget Presentation
Award*

PRESENTED TO

City of Lake Charles

Louisiana

For the Fiscal Year Beginning

October 1, 2019

Christopher P. Morill

Executive Director

**CITY OF LAKE CHARLES
FISCAL YEAR 2020-2021 ANNUAL BUDGET**

TABLE OF CONTENTS

	<u>PAGE</u>
GENERAL INFORMATION	
Elected City Officials	3
Department Heads	4
Organization Chart	5
Distinguished Budget Presentation Award	6
Table of Contents	7
INTRODUCTORY SECTION	
Submission Letter to City Council	13
Structure and Budgetary Organization	34
Legal Requirements	36
Methods of Financing Infrastructure and Major Capital Improvements	37
Statement of Budgetary and Financial Policy	38
Budgetary Process	39
Debt Statement	43
Awards and Acknowledgements	45
Ordinance No. 18758 to Adopt Budget for FY20-21	46
BUDGET SUMMARY	
Combined Annual Budget Summary	48
Chart of Annual Budget Summary	49
GENERAL FUND	
General Fund Summary	52
General Fund Revenue and Expenditure Summary	53
Schedule of Revenues	56
Operating Expenditures and Transfers	59
General Government	60
Mayor's Office	62
City Council	64
City Marshal	66
City Court	68
Legal Services	70
Finance	72
Administration Services	74
Accounting	76
Purchasing	78
Human Resources	80

**CITY OF LAKE CHARLES
FISCAL YEAR 2020-2021 ANNUAL BUDGET**

TABLE OF CONTENTS

	<u>PAGE</u>
Fire	82
Administration	84
Fire Suppression	86
Cajun Country	88
Fire Support	90
Police	92
Administration	94
Police Service	96
Public Works	98
Administration	100
Streets	102
Trash Collection	104
Solid Waste - General	106
Vehicle Maintenance	108
Building Maintenance	110
Communication and Traffic	112
Grounds Maintenance	114
Engineering	116
Planning and Development	118
Administration	120
Permit Center	122
Downtown/Lakefront Development	124
General Services	126
Administration	128
Building Services	130
Printing Services	132
Information Technology	134
1911 City Hall	136
Community Service Grants	138
Department 21 Transfers	140
SPECIAL REVENUE FUNDS	
Special Revenue Fund Summary	144
Fund 117 Wastewater	146
Fund 119 Riverboat Gaming	148
Fund 105 .25% Sales Tax 2016	150
Fund 127 Recreation	152
Fund 107 Central School	158
Fund 104 Arts/Special Events	160
Fund 110 Community Development	162
Fund 126 HUD-Housing Programs	164

**CITY OF LAKE CHARLES
FISCAL YEAR 2020-2021 ANNUAL BUDGET**

TABLE OF CONTENTS

	PAGE
Fund 122 Summer Food Service Program	166
Fund 123 AmeriCorps Grant	168
Fund Public Safety Grants	170
Fund 131 D.A.R.E. Grant	172
Fund 133 COPS Hiring Grant	174
Fund Disaster Recovery Fund	176
Fund 120 Facility Renewal Fund	178
Fund 141 Morganfield Economic Development District	180
Fund 142 Lakefront Economic Development District	182
Fund 143 Nelson Market Economic Development District	184
DEBT SERVICE	
Debt Service Summary	188
Fund 210 LCDA Sewer Bonds	190
Fund 213 2014 \$15.825m Refunding Public Improvement Bonds	192
Fund 214 2010 \$40m LCDA Public Improvement Bonds	194
Fund 215 2017 \$24M LCDA Refunding Bonds	196
Fund 216 2011 \$21m DEQ Sewer Loan	198
Fund 225 School Board Sales Tax District 3	200
Fund 232 2011 \$3m CPTA City Court Complex	202
ENTERPRISE FUNDS	
Enterprise Funds Summary	206
Fund 401 Transit	207
Fund 411 Transit Capital	210
Fund 405 Water Utility	212
Fund 402 Civic Center	216
Fund 410 Civic Center Capital	219
Fund 403 Mallard Cove Golf Course	222
INTERNAL SERVICE FUNDS	
Internal Service Fund Summary	226
Fund 501 Risk Management	227
Fund 503 Employee Group Insurance	229
CAPITAL BUDGET	
Capital Budget	232
Capital Budget Authorization Schedule - Capital Projects	234
Funds and Related Sources	
Capital Budget Schedule of Financing Sources - Capital	237
Projects Funds and Related Sources	
Capital Budget Additional Schedules and Exhibits - Project	239
Reauthorization Schedule	

**CITY OF LAKE CHARLES
FISCAL YEAR 2020-2021 ANNUAL BUDGET**

TABLE OF CONTENTS

	PAGE
Additional Schedules and Exhibits-Capital Budget - Description of Major Financing Sources-Capital Projects Fund and Related Sources	240
Impact of Capital Improvements on Operating Budget	243
Five Year Capital Improvement Plan	246
 EXHIBITS	
Impact of Department Capital Outlay on Operating Budget	272
Departmental Capital Outlay Summary	273
Summary Budgeted Personnel and Position Totals	278
Glossary of Terms	280
 MISCELLANEOUS STATISTICS	
General Fund Revenue Comparison	284
General Fund Expenditure Comparison by Department	285
General Fund Expenditure Comparison by Category	286
General Fund Expenditures Fringe Benefits Costs	287
Net Position by Component-Last Ten Fiscal Years	288
Change in Net Position - Last Ten Fiscal Years	290
Governmental Activities Tax Revenues by Source - Last Ten Fiscal Years	292
Fund Balances of Governmental Funds - Last Ten Fiscal Years	293
Changes in Fund Balances of Governmental Funds - Last Ten Fiscal Years	294
Assessed and Estimated Actual Value of Taxable Property	295
Property Tax Millage Rates - Last Ten Fiscal Years	296
Principal Property Taxpayers	297
Sales Tax Rates - Last Ten Fiscal Years	298
Principal Sales Taxpayers	299
Ratios of Outstanding Debt by Type	300
Computation of Legal Debt Margin	301
Demographic and Economic Statistics	302
Principal Employers in the MSA	303
Operating Indicators by Function - Last Ten Fiscal Years	304
Capital Asset Statistics by Function - Last Ten Fiscal Years	305
City of Lake Charles Title VI Statement	306

INTRODUCTORY SECTION

THIS PAGE INTENTIONALLY LEFT BLANK





CITY OF LAKE CHARLES

NICHOLASE HUNTER
MAYOR

326 Pujou Street • P.O. Box 3706
Lake Charles, LA 70602-3706
(337) 491-1251 • FAX (337) 491-1225

DEPARTMENT OF FINANCE
KAREN D. HARRELL, DIRECTOR

August 14, 2020

Members of the Lake Charles City Council
P.O. Box 1178
Lake Charles, LA 70602

RE: Fiscal Year 2020 – 2021 Operating and Capital Budget

Dear City Council Members:

Attached is the City's proposed Operating and Capital Budget for the 2020 - 2021 fiscal year, which is submitted for your review and consideration as provided under Article VI, Section 6-03 of our Home Rule Charter.

It was especially challenging to prepare the budget during these uncertain times, as we continue to deal with the worldwide pandemic of the coronavirus. City employees are to be commended for their unwavering dedication to provide city services while at the same time protecting citizens and their families from the spread of COVID-19.

The City of Lake Charles and Calcasieu Parish followed the Governor's Phase 1 stay-at-home order from mid-March through the end of April. The City's solid financial position allowed all of our employees to continue to be compensated, with only essential employees reporting to work, primarily on a rotating basis. As we have moved into Phase 2, employees have returned to work but staffing has proved to be challenging as we deal with affected employees requiring time off for quarantine and recovery.

The budget was amended in July to provide for expenditures associated with employee pay and the purchase of materials and supplies to combat the virus. Funding from the Coronavirus Aid Relief and Economic Security (CARES) Act was included in the budget amendment. A reduction of sales tax revenues was included in the amendment. While the drop in sales tax revenue has not been as severe as originally predicted, we realize the situation is still very fluid; and we move forward with extreme caution.

The City is resilient and will weather the pandemic as we have other storms. Although many things are uncertain, we have compiled a budget with conservative projections and expenditures that provide consistent city services without any reduction in staffing levels.

CITY OF LAKE CHARLES
FISCAL YEAR 2020 – 2021
BUDGET MESSAGE

Economic Climate

Just as City day-to-day operations have continued with relatively little interruption, so has the quest for major economic projects within the area. The lakefront boardwalk project has begun and an official groundbreaking ceremony is expected to take place in September. The public will be especially excited to see renovations to the parking garage begin within the next couple of months.

The Port Wonder project is in the final design stage for the construction on the lakefront. Port Wonder will house the Children's Museum of Lake Charles and the Louisiana Department of Wildlife and Fisheries Science Center and Educational Complex. The Crying Eagle Lakefront Restaurant and Micro Brewery is also in the final design stage and will be located next to the garage. These projects will be well underway by this time next year.

The development along the I-10 corridor is sure to spur the economy of Lake Charles, as we hope to capitalize on the thousands of cars that pass through the city each day. The Enterprise Boulevard corridor has a two multi-million dollar facility underway: 1) a state-of-the-art EMS training facility and regional headquarters for Acadian Ambulance will be housed in the repurposed, old Dimmick Auto Supply and 2) Empire of the Seed's "Entrepreneurial Hall" will house a coffee roaster, bakery and dessert production facility. Both projects will equate to hundreds of jobs for this area. The Nellie Lutcher Memorial Park, a city project also located on Enterprise Boulevard, is also underway. It has been decades since Enterprise Boulevard has seen such economic growth.

The Lake Charles economy has historically been heavily supported by the petrochemical industry. The past decade saw unprecedented growth in the Lake Charles Municipal Statistical Area as \$44 billion in major projects were completed. Liquefied natural gas projects were the biggest projects followed by ethane cracker plants, bringing 19,000 temporary construction jobs and 1,900 permanent jobs to the area. As anticipated, construction jobs declined when these projects were completed but are expected to increase when construction begins on additional LNG projects.

The pandemic's effect on employment rates is evident in the Louisiana Workforce report of July 24, 2020. The unemployment rate for Lake Charles MSA was 10 percent for June 2020, compared to 4.6 percent in June 2019, but was an improvement from 14 percent in May 2020. In addition to the loss in construction jobs, leisure, hospitality and food service jobs have been affected by COVID – 19.

Lake Charles has a diverse economy which includes gaming, aviation, shipping, education and tourism, all of which provides much stability for our area and will help sustain us through challenging times.

CITY OF LAKE CHARLES
FISCAL YEAR 2020 – 2021
BUDGET MESSAGE

Current Financial Outlook

The proposed General Fund budget for fiscal year 2020-2021 projects revenues of \$76.2 million and operational expenses and subsidies to other funds total \$78.7 million. General Fund reserves of \$2.5 million are needed to cover operational expenses and an additional \$3.5 million is budgeted for needed capital improvements to the City's infrastructure.

The total combined budget of \$180 million includes a Capital Budget of \$33 million in projects that will be combined with funds authorized in previous years for numerous large projects and ongoing rehabilitation of existing infrastructure.

Sales tax is the City's largest revenue source, accounting for more than 38 percent of all proposed revenues. The total collections projected for FY 2020 is \$62.5 million, a decrease of 5.7 percent from FY 2019 collections of \$66.8 million. The adopted budget for fiscal year 2020 anticipated a drop in sales tax due to the completion of the industrial projects; further reductions were calculated due to the pandemic and were included in the budget amendment.

The proposed fiscal year 2021 sales tax projection of \$62.5 million is a decrease of less than 1 percent from FY 2020 projection, although it is hard to predict what will be the long-term effect of the pandemic. The General Fund receives \$47.9 million or 76.7 percent of all sales tax, with the remaining amounts dedicated to wastewater, recreation, debt service and capital needs.

The primary focus of our initial budget discussion centers on the General Fund since it is used for the general operations of the City. This is the City's primary source of funds to cover the departmental expenses of General Government, Finance, Human Resources, Fire, Police, Public Works, Planning and Development and other general services.

Wastewater and Recreation are special revenue funds which account for various restricted revenues and related expenditures. Grant funds such as Community Development, Summer Food Service Program and AmeriCorps are accounted for in individual special revenue funds.

Transit, Water Utility, Civic Center and Golf Course Funds are considered enterprise funds and are funded by revenues generated by their activities as well as operating subsidies where necessary.

The City operates two internal service funds: 1) Risk Management Fund which includes coverage for property, auto, general liability and workmen's compensation insurance; and 2) Employee Insurance Fund which accounts for employee health benefits. The City retains most of the risk for insurance coverage.

CITY OF LAKE CHARLES
FISCAL YEAR 2020 – 2021
BUDGET MESSAGE

General Fund

Overview

The City ended fiscal year 2019 with fund balance reserves of \$37 million, which equaled 52 percent of expenditures and operational transfers. The adopted FY 2020 budget projected revenues would be sufficient to cover operational expenses and included a drawdown \$3.5 million for transfers to fund capital improvements. The budget was amended due to the pandemic, reducing revenue and expenditures. Funds needed for the Transit Fund were reduced due to the provision of the CARES Act – FTA funds. Departments limited spending where possible, in anticipation of reduced revenues. An ending fund balance of \$37.5 million is projected for fiscal year 2020.

The proposed General Fund budget forecasts revenues of \$76,203,795. Departmental expenditures and operating subsidies are budgeted at \$78,700,036. \$3.5 million will be transferred to the Capital Project Fund for drainage and wastewater projects, resulting in an estimated ending fund balance in the General Fund of \$31.5 million at fiscal year-end 2021. This projected ending balance is above the targeted minimum balance of 30 percent of budgeted expenditures and non-capital transfers.

The Louisiana Local Government Budget Act (R.S. 39:1301-1315) requires that all governments include year-to-date revenues and expenditures as well as the projected fiscal year-end totals. This data is included in this document and will be discussed as a part of this budget letter. Additional annual revenue and expenditure comparisons are displayed in the Exhibit section.

Discussion of General Fund Revenues

The proposed fiscal year 2021 General Fund revenues of \$76.2 million reflect a decrease of 1.7 percent when compared to the adopted FY 2020 budget of \$77.5 million and are down 4.5 percent when compared to fiscal year 2019 actual collections of \$79.8 million.

Sales Tax:

Proposed sales tax revenue of \$47.9 million accounts for 62.9 percent of all General Fund revenues and includes \$4.7 million (75 percent of proposed collections) from the sales tax levy that was implemented in 2016. The proposed revenue is a decrease of less than 1 percent over the projected 2020 amount of \$48.3 million. Actual sales tax collected in the General Fund in fiscal year 2019 was \$51.2 million. Projections are based on past history and current year trends, but are uncertain given the current economic climate.

Property Tax:

Proposed property tax revenue of \$10.6 million will account for 13.9 percent of all General Fund revenues in fiscal year 2021, an increase of 2.7 percent from the projected 2020 collections. As required every four years, the property values were reassessed in 2020. As we did in the previous reassessment, the City rolled back the

CITY OF LAKE CHARLES
FISCAL YEAR 2020 – 2021
BUDGET MESSAGE

millage to 15.05 from the current rate of 15.23 mills. Prior to 2016, the City levied 15.35 mills. The roll-forward would have generated approximately \$150,000 in additional tax revenue.

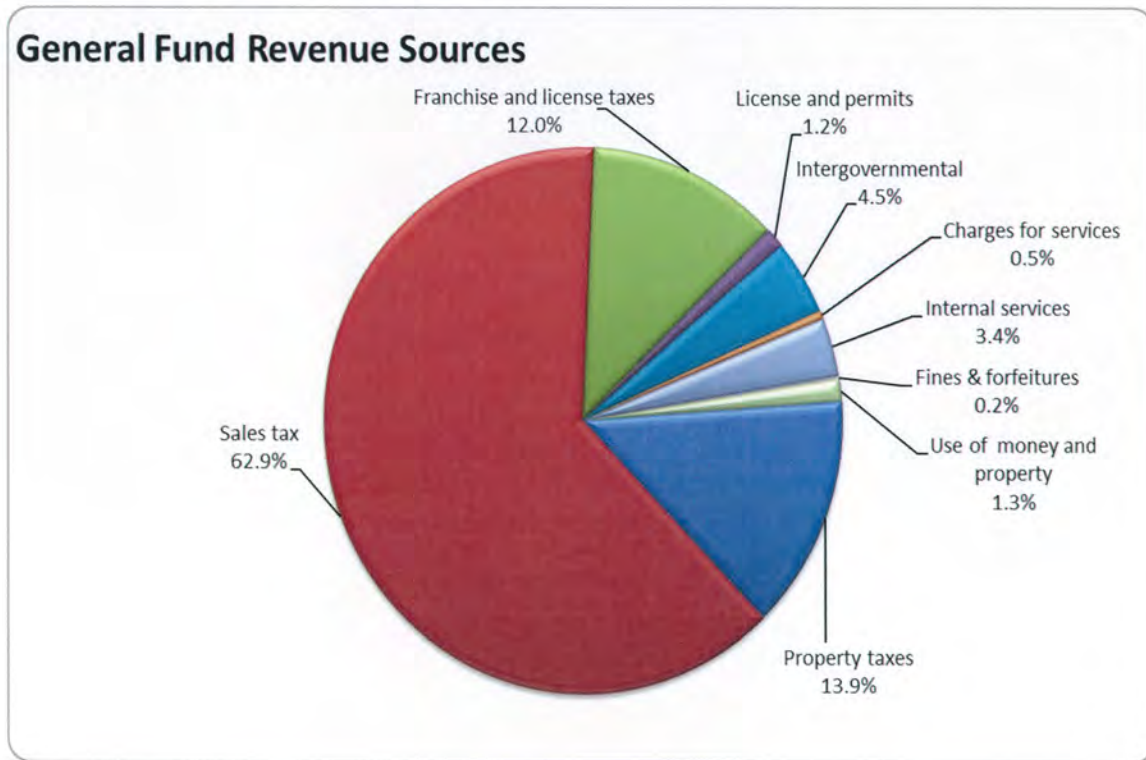
Franchise and License Taxes:

Franchise and license taxes of \$9.1 million make up 12 percent of General Fund revenue. The electric franchise tax makes up 47 percent of this category. Total franchise revenues are budgeted at \$5.7 million for FY 2021. Also included in this category is the occupational and insurance licenses tax, estimated at \$3.4 million. Annual license payment is based on the prior year sales of the business.

Internal Charges for Services:

Each year the City records revenue in the General Fund from other funds to account for the indirect cost of providing support services to other departments within the City, such as the Transit, Water and Wastewater Divisions. Services provided to those departments include financial and technical support, such as purchasing, payroll and IT; maintenance support for all facilities and equipment from the Public Works Department; and administrative support from Human Resources and others. The City contracts annually with a consulting firm to formulate a Cost Allocation Plan, which is used to calculate the value of these services. The General fund should receive \$2.6 million in fiscal year 2021, compared to \$2.3 million transferred the last several years.

The chart below displays the City’s General Fund revenues by various sources.

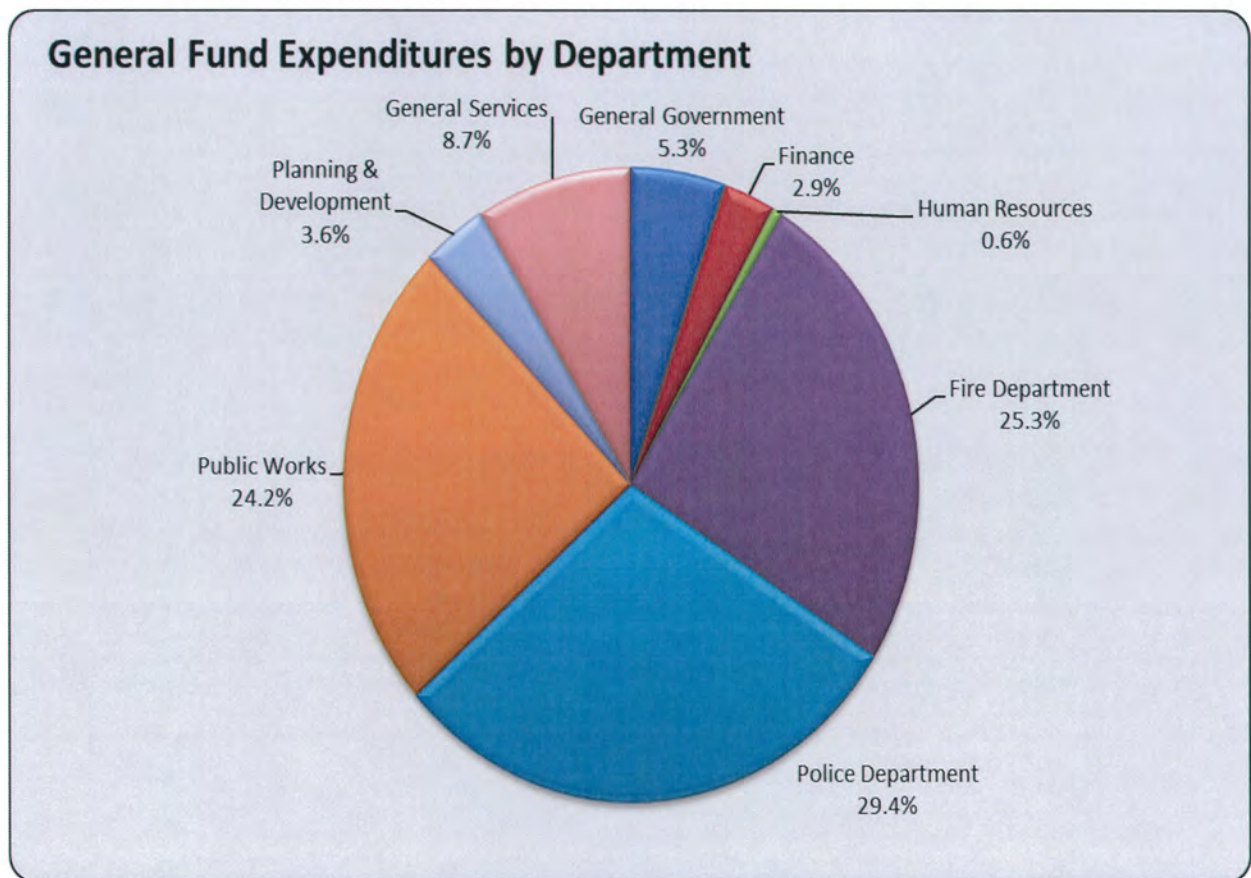


CITY OF LAKE CHARLES
FISCAL YEAR 2020 – 2021
BUDGET MESSAGE

Discussion of General Fund Expenditures

The proposed General Fund departmental expenditures are budgeted at \$75,059,295 and compares to the adopted budget of \$72,826,567. Operating subsidies annually transferred to special revenue, debt service and enterprise funds are proposed at \$3,640,741. That amount combined with a \$3,500,000 transfer to the Capital Project Fund brings the total proposed General Fund expenditures to \$82,200,036 for the fiscal year 2021 budget.

The chart below displays the City's General Fund expenditures by department without the operating and capital subsidies to other funds.



Departmental expenditures of \$75 million is a 3 percent increase from the \$72.8 million adopted in the FY 2020 budget. The Police Department's expenditures of \$22 million account for 29.4 percent of the City's departmental expenditures and are an increase of 2.1 percent over the FY 2020 adopted budget. The increase is for salary and fringe benefits, primarily due to increased retirement contribution and health insurance premiums.

CITY OF LAKE CHARLES
FISCAL YEAR 2020 – 2021
BUDGET MESSAGE

The Public Works Department expenditures of \$18.1 million account for 24.2 percent of General Fund departmental expenditures and are consistent with FY 2020. Fire Department expenditures of \$19 million account for 25.3 percent of the General Fund and increased by 6.3 percent over the current year's adopted budget. The increase is due to a 4.5 percent increase in retirement contribution and \$1.2 million allocation for the purchase of breathing apparatuses in the capital section, which will not be a recurring annual expense.

The operating transfer from the General Fund is needed each year to help fund the operations of community service activities such as Recreation, Civic Center and Golf Course. General Fund revenues are also needed for the City's share of Transit operations as well as other intergovernmental grants that require city matches. The transfer is reduced this year due to the reduction in the City's obligation to fund the Transit System, which will instead be primarily funded by the CARES Act – FTA funds.

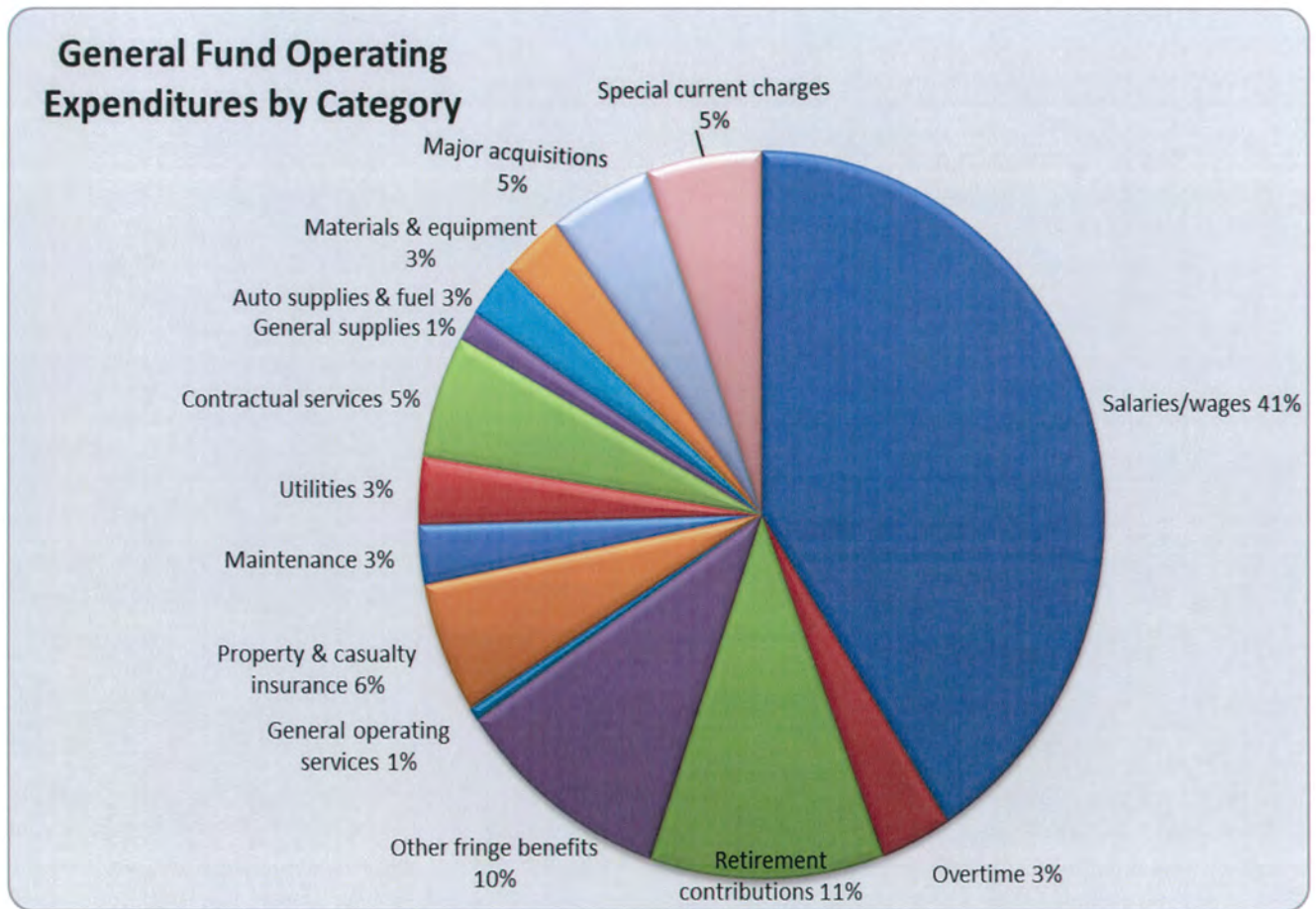
The General Fund has transferred sales tax revenue for the past 20 years to the debt service fund for the Walmart obligation to the Calcasieu Parish School Board. The agreement expires with an estimated amount of \$50,000 needed in fiscal year 2021.

Included in the proposed budget is a transfer of \$635,000 to the Wastewater and Water funds from the 2016 sales tax levy, and will be used in those funds to offset the salary and fringe benefit cost related to the pay increases that were implemented in January 2016. Most all other funds are already subsidized by the General Fund and their increase in personnel cost are already included in their subsidy.

The fiscal year 2020 and 2021 budgets include a transfer of \$3.5 million from the General Fund to the Capital Project Fund. These funds will be used to pay for continued extensive drainage rehabilitation and for wastewater rehabilitation programs.

CITY OF LAKE CHARLES
FISCAL YEAR 2020 – 2021
BUDGET MESSAGE

Below is a chart followed by a discussion of the major category of expenditures for the General Fund and does not include operating or capital transfers:



Personnel Summary:

- The cost of salaries and fringe benefits accounts for 65 percent of the General Fund’s operational expenses. Included in the proposed FY 2021 budget is the 2 percent longevity pay added every year for eligible employees.
- Various departments have requested additional personnel. The City eliminated 30 positions in 2011, and the personnel count has remained nearly the same since that time. There are 872 full time positions and 78 part-time positions in the proposed budget.
- Health insurance premiums increased by 5 percent in January 2020 and are budgeted to increase by 10 percent in January 2021. Claims cost have risen significantly over the last several years. All part-time City employees receive the same health care insurance coverage as do full-time employees.
- The City implemented a limited health insurance premium subsidy for eligible retirees that took effect January 2019.

CITY OF LAKE CHARLES
FISCAL YEAR 2020 – 2021
BUDGET MESSAGE

Salaries / Wages / Overtime:

- The proposed \$33.2 million budgeted for salaries, wages and overtime is increased by 1 percent over the \$32.9 million adopted FY 2020 figures and includes the annual two percent longevity increase for eligible employees. State statute requires that most fire and police personnel receive an annual 2 percent longevity pay increase.; therefore, a 2 percent longevity increase has been included in the proposed budget for all eligible employees, including non-public safety employees.
- Overtime is budgeted at over \$2.5 million in the proposed budgets (\$1,260,000 for Fire Department; \$975,500 for Police Department and the remaining for other departments). Actual overtime expenses in fiscal year 2019 exceeded \$4 million and included \$2.3 million for the Fire Department and \$1.5 million for the Police Department. Overtime expenses for seven weeks of the pandemic quarantine was recorded in the Disaster Recovery Fund so the projected overtime expense for the current fiscal year is reduced in the General Fund to \$3.7 million.

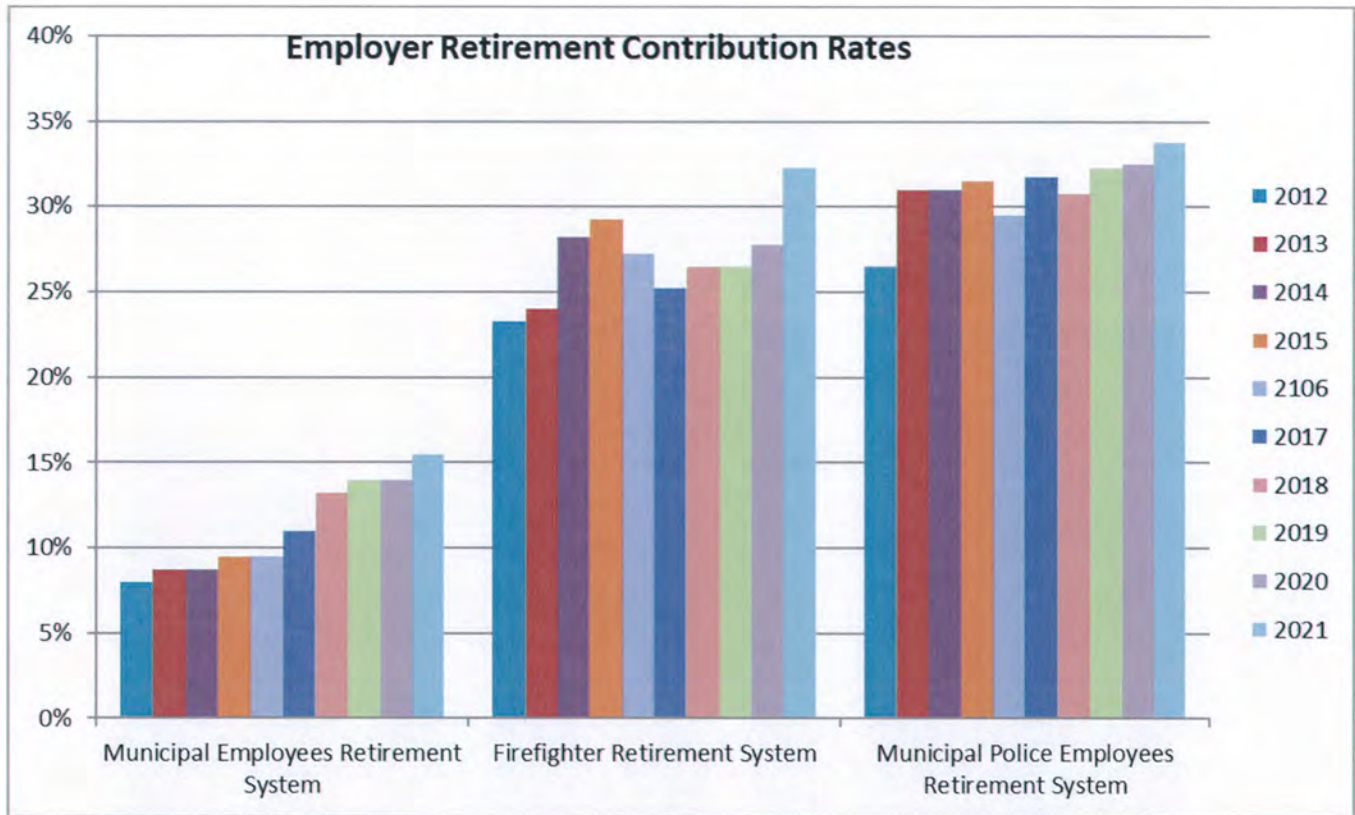
The Fire Department has averaged sixteen vacant positions and the Police Department has averaged nineteen vacant positions this fiscal year, which accounts for much of the overtime paid to meet the needs of the department. The funds budgeted for salaries and fringe benefits for the unfilled positions is used to cover the unbudgeted overtime.

Retirement Contributions and Other Fringe Benefits:

The fringe benefit category expense of \$15.9 million makes up 21 percent of all expenses and increased by \$1.3 million in the FY 2021 budget compared to the adopted current year budget of \$14.6 million. Actual FY 2019 expenditures were \$12.5 million.

Retirement contributions make up 52 percent of the expenditures in this category, and 11 percent of all operating expenditures. Retirement contribution rates have continually increased for the last decade in all City retirement systems: Municipal Employee Retirement System (MERS), Firefighter Retirement System (FRS) and the Municipal Police Employee Retirement System (MPERS).

CITY OF LAKE CHARLES
FISCAL YEAR 2020 – 2021
BUDGET MESSAGE



- MERS contribution rates for all non-public safety employees had been stable but increased substantially over the last several years, rising from 14 percent in 2019 to 15.5 percent 2020.
 - Retirement contributions are budgeted at \$1.7 million in FY 2021 and \$1.5 million in FY2020. The City additionally contributes 6.2 percent for social security for employees in this system. The above total reflects only the General Fund’s employees. The total paid to this system from all funds is budgeted at \$3.1 million in FY 2021.

- Retirement contribution rates for the Fire Department payments into FRS increased to 27.75 percent on July 1, 2019 and to 32.25 percent on July 1, 2020.
 - Retirement contributions are budgeted at \$3.1 million in the proposed budget compared to \$2.7 million in the adopted 2020 budget.

- The MPERS retirement contribution rate for the Police Department increased on July 1, 2020 to 33.75 percent, from 32.5 percent in 2019.
 - The proposed retirement expense for the Police Department of \$3.5 million is an increase of over the adopted FY 2020 budget of \$3.3 million.

- The City pays the retirement contributions for the Fire and Police personnel’s State Supplemental pay. Eligible employees receive \$6,000 per year from the

CITY OF LAKE CHARLES
FISCAL YEAR 2020 – 2021
BUDGET MESSAGE

State. We are currently paying \$1,935 for each eligible fireman and \$2,025 for each eligible police officer, amounting to over \$500,000 in additional retirement contributions which the City must budget for these eligible employees.

- Medicare is paid at 1.45 percent of total payroll for most employees in all three retirement systems.
- The City is self-insured for employee health benefits. The premiums were increased by five percent in January 2020. The City anticipates, and therefore has budgeted, an additional premium increase of ten percent in January 2021. All part-time employees are provided health insurance. The City's share of insurance premiums is budgeted at \$6.2 million in FY 2021 in the General Fund and \$8.4 million for all funds which compares to \$7.6 million for all funds in fiscal year 2020.

Insurance – Auto, General and Workman's Compensation Liability

- The City is self-insured for most liability, with some coverage for catastrophic claims. All divisions are charged a prorated share of funds needed for the Risk Management Internal Service Fund, where all claim costs, insurance premiums and administrative fees are paid. An analysis was done in 2019 to ensure that the distribution properly reflected the history of claims incurred. Additionally the total funds needed for the Risk Management fund was reduced from \$7.5 million to \$7 million. The General Fund's cost was reduced to \$4.4 million in fiscal year 2020, compared to \$5 million in fiscal year 2019. There is no increase included in these premiums for fiscal year 2021.

Other Operational Expenses:

- Other operational expenses, such as maintenance, materials and supplies were relatively unchanged. Capital expenditures in the General Fund primarily include the purchase of automobiles and heavy equipment. The proposed budget includes \$3.6 million for new equipment and is an increase of \$176,000 from the adopted 2020 budget.

Operating Transfers from General Fund:

- The operating transfers to subsidize special revenue funds and enterprise funds of \$3.6 million is a reduction of \$1 million from the adopted budget.
- The City's transfer to the Transit Fund, which normally covers 50 percent of operational cost and 20 percent of planning and maintenance cost, is reduced by \$1 million from the transfer budgeted in FY 2020. The CARES Act – FTA award of \$5.3 million will cover 100 percent of operations to allow uninterrupted service to the ridership. This transfer was reduced in the COVID-19 budget amendment.
- The debt service transfer is for Sales Tax Increment funding which is paid as per the CEA with the School District for the Wal-Mart store on Highway 171. The City's share of sales taxes from this store exceeds \$1,000,000 annually. This

CITY OF LAKE CHARLES
FISCAL YEAR 2020 – 2021
BUDGET MESSAGE

agreement will expire in November 2020 with an estimated \$50,000 for fiscal year 2021.

- The transfers from the General Fund to the Wastewater and Water Funds are included to fund the increase in salaries and fringe benefits related to the pay increases authorized by the sales tax referendum. Most other funds receive subsidies from the General Fund, and therefore do not receive separate funding.

Capital Transfer from General Fund:

The General Fund is projected to have sufficient fund balance reserves at the end of the year and therefore has included a transfer of \$3.5 million for capital improvements.

The funds will be used for the rehabilitation of wastewater basins that flow into Wastewater Treatment Plant (WWTP) A and other areas of town and for the City’s drainage and storm water program.

Summary of General Fund Balance Adjustments

It is the City’s policy to have a minimum ending fund balance target of 30 percent of expenditures and non-capital transfers, but historically we exceeded the target. These reserves enabled the City to respond to this pandemic with assurance that we could provide for our employees and our citizens during uncertain economic times.

Given our proximity to the Gulf of Mexico, the reserves could be needed in the event of a natural disaster, which could adversely affect the City’s infrastructure and properties. It is our goal to balance the need to have sufficient reserves to allow for uninterrupted City services during economic downturns and unforeseen emergencies while at the same time recognizing that major capital improvements need to be funded.

Accumulated fund balance reserves of \$11.8 million were transferred to the Capital Project Fund in FY 2019 for drainage, wastewater, roadways and transportation improvements. The fiscal year 2020 and 2021 budgets allocate \$3.5 million in fund balance reserves for needed capital projects. These funds are included in the Capital Budget.

Based on the projected 2020 and proposed 2021 budget, the General Fund will have a fund balance reserve of \$31.5 million at the end of the 2020-2021 fiscal year. This total is 40 percent of budgeted expenditures and non-capital transfers.

General Fund Fund Balance Projections	Actual Fiscal Year 2016-2017	Actual Fiscal Year 2017-2018	Actual Fiscal Year 2018-2019	Projected Results EOY 2019-2020	Proposed Budget 2020-2021
Beginning fund balance	\$ 30,025,537	\$ 35,009,807	\$ 39,792,757	\$ 37,092,202	\$ 37,488,158
Fund balance (used) added operations	7,809,270	10,772,950	9,057,945	3,895,956	(2,496,241)
Fund balance used for capital transfers	(2,825,000)	(5,990,000)	(11,758,500)	(3,500,000)	(3,500,000)
Total fund balance (used) added	4,984,270	4,782,950	(2,700,555)	395,956	(5,996,241)
Ending fund balance	\$ 35,009,807	\$ 39,792,757	\$ 37,092,202	\$ 37,488,158	\$ 31,491,917

CITY OF LAKE CHARLES
FISCAL YEAR 2020 – 2021
BUDGET MESSAGE

Special Revenue Funds

Wastewater Fund

The City maintains and operates a wastewater system, which includes treatment plants, lift stations, trunk lines and sewer basins. Existing facilities and infrastructure have to be replaced or repaired while simultaneously meeting demands for new services.

Total revenues in the Wastewater Fund are budgeted at \$17.2 million for FY 2021, a 2.6 percent decrease from the adopted FY 2020 revenues. The Wastewater Fund receives 16 percent of a one percent sales tax levy, and is projected to decrease by 3.1 percent from the adopted FY 2020 budget. Interest earnings are lower than in prior years. As a result of COVID - 19 the City is currently waiving penalties and late fees for our utility customers.

Proposed operating expenditures are budgeted at \$12.7 million, a decrease of 1.5 percent from the adopted FY 2020 budget of \$12.9 million. Salaries and fringe benefits costs increased but other costs were reduced where possible while still addressing needed maintenance programs for pumps and other equipment at the two older sewer plants.

The Capital Budget includes \$8.1 million in Wastewater projects which are partially funded in fiscal year 2021 by a transfer of \$2 million from the Wastewater Fund. A transfer to the Capital Project Fund is included each year, with the amount dependent on the current reserve in the fund, which must remain sufficient to cover operational needs.

Total debt service transfers from the Wastewater Fund are \$3.2 million to repay a portion of the Lake Charles Public Improvement Bonds, the 2009 Refunding Bonds for Plant D construction and the 2011 LDEQ loan.

The City Council adopted a new sewer and water rate schedule in December 2017. Since that time, the capital improvement fee has increased from \$1.40 per month to \$2.90 for users of 2,000 or more gallons of water. This revenue is primarily budgeted in in FY 2020 and 2021 in the Capital Budget and will be used for wastewater improvements. Water rates increased for users of 100,000 gallons or more per month effective January 1, 2019. These rates will increase incrementally each year until 2023, at which time all water consumption will be billed at the same rate. Customers that use less than 2,000 gallons per month did not see an increase in their bill until January 1, 2020, at which time it was increased by two percent. Rates will increase again each year through 2023.

Riverboat Gaming Fund

The City participates in a Cooperative Endeavor Agreement with the Calcasieu Parish Police Jury which pools all gaming revenues collected within the parish. The casinos were completely closed for two months due to the Coronavirus and are currently operating under restricted guidelines and crowd capacities. The budget was amended in July to reflect a loss of gaming revenue in fiscal year 2020 and further reductions are anticipated in fiscal year 2021. Proposed revenues of \$8.5 million are a decline from the

CITY OF LAKE CHARLES
FISCAL YEAR 2020 – 2021
BUDGET MESSAGE

adopted revenues for FY 2020 of \$10 million. Transfers of gaming funds for capital projects will be \$5.4 million in the 2021 fiscal year.

The City of Lake Charles has issued \$75 million in bonds as authorized in November 2006 for public improvement projects. Up to 60 percent of the gaming revenues can be used to repay the debt. \$3 million is needed in the FY 2021 budget for the annual debt service payment, which represents 35 percent of the gaming funds.

As in prior years, the Riverboat Fund includes a transfer of \$749,640 to other special revenue funds to pay for utilities and maintenance costs associated with the lakefront promenade and other arts and cultural facilities and events.

Recreation Fund

The Recreation Fund receives both sales and property taxes that are dedicated to this program. Revenues are also generated for services provided by the different activities. Revenues of \$3.5 million are subsidized by a \$1,043,848 transfer from the General Fund to fund recreation and park's expenditures of \$4.6 million.

The Lakefront/Downtown Division of the Recreation Fund is used to track the cost of utilities and maintenance of the lakefront promenade and other downtown areas. The projected cost of \$549,640 is included in the transfer from the Riverboat Gaming Fund.

Grant Programs

Individual fund displays are included for Community Development Block Grant, HUD Housing Programs, Summer Food Service Program and AmeriCorps Grant Funds. Total proposed revenues in these grant funds are \$1.5 million for FY 2021 and an additional \$205,890 is transferred from the General Fund for needed matching funds.

The COPS Hiring grant is a federally funded program which covers the salary and fringe benefits for additional police officers. The City was awarded a COPS Hiring grant in 2014 to fund 75 percent of the personnel cost of 7 additional officers. The grant has expired and the proposed cost of \$483,200 will be paid from reserves in the fund. A cooperative endeavor agreement with the Calcasieu Parish Sheriff Office provided that in lieu of prisoner boarding fees of \$175,000 the City could use those funds as the 25 percent cash match. The transfer of those funds has been made for the last several years and remains in the Public Safety Grant Fund and will be retained for use when the grant funds have been exhausted. Currently three of the seven positions are filled.

Disaster Recovery Fund

The Disaster Recovery Fund was established in 2005 to account for expenses incurred during natural disasters and other emergencies, such as the current health crisis. The receipt of revenue to cover those expenditures comes from sources such as FEMA and insurance reimbursement. Programs for mitigation purposes are also accounted for in this fund. Accumulated balances in the fund are available to use during a City emergency.

CITY OF LAKE CHARLES
FISCAL YEAR 2020 – 2021
BUDGET MESSAGE

The adopted and proposed budgets include \$1.2 million from a Homeland Security Hazard Mitigation program for a homeowner elevation program. The funds have not been spent and appropriations are still available.

As previously discussed, the budget for the Disaster Recovery Fund was amended to authorize the expenditure of funds, as well as to allow the City to seek reimbursement from the CARES Act. The costs associated with the City's response to the coronavirus are recorded in this fund and are reflected in the year to date expenditures. The City has received some reimbursement from the CARES Act, with more being projected to be received by fiscal year end.

Debt Service Funds

The City issued LCDA Public Improvement Project Bonds, Series 2007 and Series 2010. These bonds were refunded in Series 2014 and Series 2017. Outstanding debt from those issues is \$34.2 million. The City has additional debt of \$17.4 million, primarily for sewer projects, for a total outstanding debt of \$51.6 million. Debt will be paid for with funds accumulated and transferred into the various debt service funds. Principal payments of \$7.5 million and interest payments of \$1.7 million are funded through transfers from the Wastewater Fund, the Riverboat Gaming Fund, and the Capital Projects Fund.

Enterprise Funds

Enterprise funds are used to account for operations that are financed and operated in a manner similar to private business enterprises in that the costs of goods and/or services to the general public are to be financed through user charges.

Transit Fund

The City's transit program costs are budgeted at \$3.7 million for FY 2021. Historically, 50 percent of operations and 80 percent of planning and maintenance costs are funded by the Federal Transit Administration (FTA), however, as previously mentioned, the CARES Act – FTA funds will cover all costs of operations until the funds are depleted. Those revenues are budgeted at \$3.1 million in FY 2021, with additional FTA funds of \$186,778. State transit revenue, ridership and other revenue are estimated at \$239,000. Revenues from ridership have declined the last several years. The City receives rental revenue for the second floor of the transit facility and from a restaurant located on the first floor. The City's share needed to cover expenditures is \$186,778 for fiscal year 2021, which compares to \$1.2 million in the prior year's annual subsidy from the General Fund.

The Transit Capital account is used to capture all revenue and costs associated with facility construction and acquisition of equipment. The current year expenses include the purchase of a new bus. Capital amounts authorized in previous budgets are automatically re-appropriated in the following year.

CITY OF LAKE CHARLES
FISCAL YEAR 2020 – 2021
BUDGET MESSAGE

Water Fund

The Water Fund accounts for the operation and maintenance cost of providing water services to Lake Charles' citizens and businesses. Also included is the allocation of accumulated funds for needed capital improvements to the water system. Proposed water revenue of \$12.9 million is consistent with prior year's projections. The fund will receive a pro-rata General Fund allocation of \$316,000 from the 2016 sales tax proceeds to help offset the cost of salary increases given the last several years. Also included is \$447,700 from the Wastewater Fund to cover some of the cost associated with the operations of the water business office.

Operating expenditures are budgeted at \$13.5 million for both the business office and production and distribution, in both the current and proposed fiscal years. Funds continue to be budgeted for implementation of a structured maintenance program for filters, water tanks and wells at the various water plants.

Capital expenditures are budgeted at \$6.7 million in the proposed budget. The City has begun the engineering of a new water plant. The estimated construction cost is \$18.7 million for the plant and an additional \$5.2 million for the water lines. The City has authorization from the Department of Health and Hospitals (DHH) for a \$20 million loan from the Drinking Water Revolving Loan Fund (DWRLF) to help fund the project. The adopted FY 2019 and 2020 budget included revenues of \$7 million from the loan but none have been received. An additional \$1 million is budgeted from loan proceeds in the proposed budget.

As mentioned above, the City Council adopted a new sewer and water rate schedule in December 2017, with rate changes effective July 1, 2018 through January 1, 2023. The capital improvement fee, which had previously been dedicated for water improvements can now also be used for wastewater system improvements. The fee is expected to generate \$1.2 million in fiscal year 2021, with \$200,000 budgeted for water projects and \$1 million for wastewater capital projects.

Civic Center Fund

The Civic Center entered into an agreement with ASM Global LC, LLC in March 2020 to provide management services, including operations and marketing services for the facility. This was done after much research, public meetings and buy-in from the major users of the Civic Center, with hopes of better utilization and enjoyment of the facility.

Unfortunately, almost simultaneously with the beginning of the management contract, the pandemic began and the facility has mostly remained unused since the middle of March. Some smaller events are being scheduled, with limited capacity.

The budget for fiscal year 2021 anticipates operations will resume but will be reduced from previous years. All full time employees will continue to be paid directly by the City, as will some other operational expenses, such as utility bills. Many Civic Center employees have been reassigned to other City departments during the pandemic. ASM will collect the revenues from the various events and pay for the costs directly

CITY OF LAKE CHARLES
FISCAL YEAR 2020 – 2021
BUDGET MESSAGE

associated with those events from those proceeds. The budget display divides the revenues and expenses associated with the two different cost centers.

The proposed operating budget of \$2.6 million is a reduction from the \$3 million in the current year budget. Facility generated revenues are reduced from prior year, due to the closure. The City receives annual revenue from the Louisiana Department of Treasury for hotel taxes dedicated to the LC Civic Center, which has exceeded \$1.1 million the last several year. The General Fund allocation for operational subsidy is budgeted at \$627,525, but could vary depending on the length of time that the facility is operating at reduced capacity.

The City is seeking approval from the State Bond Commission to issue up to \$6 million in bonds for improvements to the facility, grounds, pedestrian access and lakefront adjacent to the Civic Center property. Portions of the dedicated tax collections from the state will be used to repay the bonds.

Golf Course Fund

The City entered into an agreement with Chennault Industrial Airpark Authority (CIAA) for a new municipal golf course within the Morganfield development and will allow the CIAA to utilize the land of the existing course, which is adjacent to the airpark. CIAA believes this lucrative land can be used to create more economic growth and jobs for Lake Charles.

The course is nearly completed and construction is beginning on other amenities such as the maintenance building and cart barn. The agreement provides that the City will provide for various aspects of the new course and that Chennault will repay the City for those improvements in future years. The new course should be open by spring of 2021 with the name of “Mallard Golf Club – Lake Charles”, which was recently approved by the City Council.

The Golf Course budget for fiscal year 2021 proposes an increase in operating revenues to \$1.1 million, as many will be anxious to play and purchase merchandise at the new club. Operating expenses increased to \$2 million from \$1.6 million in the current year. It is estimated that \$891,700 will be needed from the General Fund to help cover expenses.

Internal Service Funds

Risk Management Fund

The Risk Management Fund is used to account for self-insured general liability, auto liability and workmen’s compensation liability claims. Property and various other types of insurance coverage are paid for out of this fund. The financing of services provided is funded through insurance charges to all City departments. The insurance premium charged to the various City departments was decreased to \$7 million in fiscal year 2019 and remains at that level in the proposed budget. This was a reduction from \$7.5 million

CITY OF LAKE CHARLES
FISCAL YEAR 2020 – 2021
BUDGET MESSAGE

which had been charged since FY 2016. In 2019 an analysis of claims history was done and resulted in a reallocation of funding from the various City divisions, based on property values and claims costs that had been incurred in the past 10 years. The lookback period for workmen's compensation claims was 20 years.

Employee Group Insurance Fund

The City of Lake Charles has a self-funded plan for employee health insurance managed by Blue Cross/Blue Shield since January 2013. All full time and part time City employees are provided health insurance at no cost to them. Employees may elect to contribute \$63 per month in order to have lower out of pocket expenses, such as co-pays and deductibles.

Total expenses of the fund include premiums for stop loss coverage and administrative fees in addition to the actual costs of medical claims paid by the City on behalf of our employees and their covered dependents. Total costs are projected at \$11 million in the proposed budget, a nine percent increase over the current year. The City's health care claims increased by 26 percent in FY 2018, 10 percent in FY2019 and are on track for a similar increase in FY 2020.

The employee and employer insurance premium rates increased by five percent in January 2019 and an increase of 10 percent is included in the budget and is planned for the 2021 renewal period. The City adopted a policy effective January 2019 which provides a limited health insurance supplement to eligible retirees.

Capital Budget

General Capital Projects

The fiscal year 2021 Capital Budget is \$35.5 million and includes street, drainage and stormwater, wastewater and water projects. It also includes authorizations for various City facilities and properties.

Financing Sources

The Capital Project Fund receives 28 percent of 1 cent of the City's current sales tax levy and is proposed at \$7 million in the FY 2021 budget. The City's 2016 sales tax levy authorized that funds deposited in the Sales Tax Debt Reserved Fund in one year be allocated to capital projects in the subsequent year if not needed to repay the debt. Accordingly, \$1.7 million is allocated in the proposed capital budget from that fund.

The City has authorization for a \$20 million loan from the DHH Drinking Water Revolving Loan Fund. The capital budgets for fiscal years 2019 and 2020 included a total of \$7 million from this source and another \$1 million is included in the FY 2021 budget but to date the City has not received any loan proceeds.

CITY OF LAKE CHARLES
FISCAL YEAR 2020 – 2021
BUDGET MESSAGE

Each year riverboat gaming revenues are allocated for the City's capital projects; \$5.4 million is budgeted in the proposed FY 2021 budget. Gaming revenues are down \$1 million from prior year due to effects that the Coronavirus pandemic has had on the gaming industry. The General Fund is providing \$3.5 million for capital projects; the Wastewater fund is allocating \$2 million from operating surplus for projects; and reserves of \$5.5 million will be spent in the Water fund.

Project Categories

Funding for streets, sidewalks, bridges and other road improvements totals \$10.5 million. The Prien Lake Road Project accounts for \$5.9 million of those funds. The City and Calcasieu Parish Police Jury (CPPJ) have a cooperative endeavor agreement to share the cost of the Prien Lake Road improvement project. The budget includes \$4.2 million from the CPPJ for this project, which is scheduled to be under contract in 2021. Several other projects such as asphalt overlay and sidewalks are ongoing programs.

The evaluation and rehabilitation of drain lines to manage stormwater continues with funding of \$2.9 million included in the fiscal year 2021 budget. There is \$6 million being spent or under contract in the current year on this initiative. Specific projects have been identified and funds will be used as studies are completed and plans laid out for long term solutions for a comprehensive drainage plan.

Wastewater system improvement projects have been identified and are funded at \$8.1 million in the proposed budget. Annual work includes lift station rebuilds as well as basin and transport line rehabilitation. The City has approval for a \$15 million DEQ revolving loan and will use those proceeds over the next several years to provide relief to overburdened existing lines within the City and possible expansion of the system.

Water System improvements total \$6.7 million in the proposed budget, with the largest project being the construction of a 6 MGD water plant located in southeast Lake Charles and the distribution lines associated with that plant. This new 6 MGD water plant will improve water service throughout the entire City. Reserves in the Water Fund will be used for improvements and renovations to the City's existing water plants and distribution lines.

Community service projects total \$3.9 million for parks, lakefront development and the Civic Center. The General Government category of \$1.2 million includes funds for the replacement of a fire truck, technology upgrades and improvements to Central School.

An additional \$2,385,000 is budgeted in the Capital Project Fund to repay a portion of the debt service requirements for the Public Improvement Bonds. Under the terms of the November 2006 bond referendum, up to 60% of the sales tax revenues dedicated to this fund can be used to repay the funds borrowed. The current debt service payments of \$2.4 million represent 34% of the dedicated sales tax funds.

Capital projects are budgeted on a project basis rather than annual basis. Included with this budget is a reauthorization schedule that lists projects that have previously authorized capital projects funding. Funds that have been authorized and unspent are

CITY OF LAKE CHARLES
FISCAL YEAR 2020 – 2021
BUDGET MESSAGE

classified as “assigned” on the financial statements and can be reallocated by a vote of the City Council. Details of the capital projects can be found in that section of the budget.

5-Year Capital Improvement Plan

Included in this budget document is a copy of the 5-Year Capital Improvement Plan. This document demonstrates the magnitude of the infrastructure needs of the City. The rapid growth in the area has necessitated the need to move forward with as many projects as possible.

The plan outlines the infrastructure projects for roads, wastewater and water as well as plans for other projects. Projects included in the plan are categorized as follows: Ongoing: Design, bid or construction; Category A: 1st or 2nd year; Category B: 3rd to 5th year; Category C: 6th year or later and Category D: Contingent on external funding. So although it is referenced as a five year plan, it extends beyond that period. A copy of the plan is included in this document.

SUMMARY

Not knowing the exact short and long-term effects of this unprecedented pandemic, the proposed budget is conservative in revenue and expenditure projections. The City will continue to provide services to our citizens and visitors in the most efficient and effective manner possible, with employees that are committed to their careers at the City of Lake Charles.

The proposed General Fund revenue budget of \$76.2 million compares to \$79.8 million collected in fiscal year 2019. These revenue projections reflect the anticipated reduction of sales tax collections. Many businesses are struggling to keep their doors open, with the City and other entities doing what they can to provide support. The City departments have limited their spending where possible and operational expenses were only increased to cover higher fringe benefits costs.

The capital budget provides for continued rehabilitation of the City’s infrastructure while, at the same time, expanding infrastructure as needed to support development and growth. Streets, drainage, wastewater and water projects identified in the 5-Year Capital Improvement plan are prioritized and considered in each year’s annual appropriations.

Lake Charles continues to see new development throughout the City, with major development including residential, medical and retail projects. The Erdace apartment complex in downtown is open with 272 residential units that will enhance an already thriving area of town.

The long awaited development of the lakefront has become a reality with Phase 1 of the lakefront boardwalk underway and parking garage renovations soon to begin. The planning for the Port Wonder project continues and construction should be underway in 2021. Also announced is the Crying Eagle Lakefront Restaurant and Micro Brewery to be located near the parking garage. While Port Wonder and the restaurant will be the

CITY OF LAKE CHARLES
FISCAL YEAR 2020 – 2021
BUDGET MESSAGE

anchor, the beautification of the area will entice people off of the I-10 interstate corridor, to enjoy the natural beauty of our area and contribute to our local economy.

Although the reduction in sales tax added a strain to operate within the current available funds, we believe this budget provides sufficient resources to provide the same level of quality services to our citizens.

We are available to meet with each of you in the coming weeks. We will hold a public hearing on Tuesday August 25, 2020 in conjunction with our scheduled agenda meeting to discuss the proposed budget. We welcome any suggestions you may have for changes in the budget and can discuss them with you prior to final adoption of the budget at our regular council meeting on Wednesday September 2, 2020; or if necessary, a special meeting can be held on Tuesday September 8, 2020 for final budget adoption.


Sincerely yours,



Nicholas E. Hunter
Mayor



John Cardone
City Administrator



Karen Domingue Harrell
Director of Finance

CITY OF LAKE CHARLES STRUCTURE AND BUDGETARY ORGANIZATION

ORGANIZATION

The City of Lake Charles was incorporated in 1867 and is the principal city and trade center of Southwestern Louisiana, which is comprised of a five parish area with a population of 299,229. The census count for the City of Lake Charles was a population of 71,993 in 2010. The estimated population was 78,001 as of July 2018 within the corporate limits of the City which includes 55 square miles. Lake Charles, which is in Calcasieu Parish, is located on Interstate 10, approximately two hours east of Houston, Texas and west of Baton Rouge, Louisiana.

Lake Charles is a deep water port with a 30-mile ship channel to the Gulf of Mexico, and has developed an economic base dominated by petrochemical manufacturing and refining since the 1940's. Southwest Louisiana has diversified its economy as is evident when you consider the following major economic drivers.

The Port of Lake Charles is the 12th busiest seaport in the United States. Chennault Industrial Airpark and the Lake Charles Regional Airport support a growing aviation industry. Lake Charles is home to McNeese State University and Sowela Technical Community College. Riverboat Gaming was introduced in 1993 and has provided funding for major capital improvements since that time. Retail businesses within the City provide goods and services to a five parish regional area. Annual art events and over 75 annual festivals provide entertainment to both locals and visitors.

The City operates under a mayor-council form of government pursuant to a 1961 home rule charter, and provides a full range of traditional municipal services such as public safety, construction and maintenance of municipal infrastructure including water and wastewater, parks and recreation, planning and zoning, trash collection and solid waste disposal and public transportation. The City also has specialized facilities such as a municipal golf course, a civic center coliseum and theater complex, and two art centers. All of these activities are integral parts of the city government and are included in this report.

The accounting and financial reporting policies of the City conform to generally accepted accounting principles as applicable to governments. Such policies also conform to the requirements of Louisiana Revised Statutes 24:517 and to the guides set forth in the Louisiana Municipal Audit and Accounting Guide, and to the industry audit guide, Audit of State and Local Governmental Units. Following is a summary of the more significant accounting policies.

BUDGETARY STRUCTURE

The financial transactions of the City are budgeted and recorded in individual funds categorized as follows:

Governmental Fund Types

General Fund - The General Fund is the general operating fund of the City. It is used to account for all financial resources except those required to be accounted for in another fund.

Special Revenue Funds - Special revenue funds are used to account for the proceeds of specific revenue sources which by law are designated to finance particular functions or activities of government. The following special revenue funds are included in the budget:

Waste Water Fund	Riverboat Gaming Fund
2016 Sales Tax Debt Reserve Fund	Recreation Fund
Central School Fund	Special Event Fund
Community Development Fund	HUD Housing Programs
Summer Food Service Grant	Americorps Grant
Miscellaneous Public Safety Grants	D.A.R.E. Grant
COPS Hiring Grant	Disaster Recovery Fund
Facility Renewal Fund	Morganfield Economic Development Dist.
Lakefront Economic Development Dist.	Nelson Market Economic Development Dist.

Debt Service Fund – This fund is used to account for the accumulation of resources and the payments made for principal, interest, and related costs on long-term debt obligations of governmental funds.

Capital Projects Fund – This fund is used to account for financial resources to be used for the acquisition or construction of major capital facilities (other than those financed by proprietary funds.)

Proprietary Fund Types

Proprietary funds are used to account for activities similar to those found in the private sector, where the determination of net income is necessary and useful for sound financial administration.

Enterprise Funds - Enterprise funds are used to account for operations that are financed and operated in a manner similar to private business enterprise, in that costs for providing goods or services to the general public are financed through user charges. Enterprise funds contained in this budget are:

Transit Fund	Water Utility Fund
Civic Center Fund	Golf Course Fund

Internal Service Funds - Internal Service Funds are used to account for the insurance needs provided to other departments of the City, or to other governments, on a cost reimbursement basis. Internal service funds contained in this budget are:

Risk Management Fund	Employee Group Insurance Fund
----------------------	-------------------------------

Basis of Budgeting

Budgets shall be prepared on the same basis of accounting as that used in the financial statements. The basis of budgeting refers to when revenues and expenditures are recognized in the accounts and reported in the financial statements. The General Fund, Special Revenue Funds, Debt Service Funds and Capital Project Funds are maintained and budgeted on the modified accrual basis of accounting.

The Enterprise and Internal Service Funds are maintained on the full accrual basis of accounting. Budgets for these funds serve as a management tool but are not required by GAAP or Louisiana state law.

LEGAL REQUIREMENTS

Budgetary Information

The City annually adopts and implements an operating and capital budget in accordance with requirements of the City Charter and applicable state law for the General Fund and all Special Revenue and Proprietary Funds. The Capital Projects Fund's budget is a project based capital budget. Policies and procedures with respect to budget adoption and budgetary control are as follows:

1. The Mayor submits the proposed operating budget for the fiscal year commencing October 1 to the City Council no later than August 15. This budget includes proposed expenditures and the means of financing them.
2. A summary of the proposed budget and notices of public hearing are published in accordance with statutory requirements.
3. The proposed budget is subject to one or more public hearings before the City Council prior to adoption by ordinance, which must occur no later than September 15. The City Charter requires a two-thirds vote of the City Council to amend the proposed budget submitted by the Mayor.
4. Expenditures are legally restricted to budgetary appropriations at the department level within the General Fund and at the fund level for Special Revenue Funds, which are not departmentalized. Revisions, which alter the total expenditures of any such department or fund, must be approved by budget amendment ordinance adopted by the City Council at the request of the Mayor. Transfers of budgeted amounts between expenditure objects or programs within the same department and fund are authorized to be made administratively by the Director of Finance.
5. Formal budgetary integration is employed as a management control device during the year for the General Fund, Special Revenue Funds, and the Capital Projects Fund, which is budgeted on a project basis. A budget is included for the Debt Service Funds although budgetary control is achieved through the respective bond indentures and provisions.
6. Budgets for the General, Special Revenue, and Capital Projects Funds are adopted on a basis consistent with generally accepted accounting principles (GAAP). The

capital budget is presented on the basis of cumulative as opposed to annual budget amounts.

7. All budgetary appropriations except capital project budgets lapse at the end of each fiscal year.

FUND RELATIONSHIPS

Certain special revenue funds and enterprise funds are dependent upon subsidies from the General Fund to provide the funding gap between program generated revenues and operational expenses. The Recreation Fund has dedicated property and sales taxes and also collects charges for services and other revenue; but the General Fund provides the additional funding to cover the general recreation operations and the Riverboat Gaming Fund covers all expenses related to the Lakefront/Downtown program.

All special revenue grant funds are subsidized by the General Fund as needed to provide the City's share of cash matches that are required by the various grants.

The Transit Enterprise Fund accounts for the operations of the City's transit program. Fifty percent of operational expenses and eighty percent of planning and maintenance expenses are funded by the Federal Transit Administration. The required cash match is covered by an operating subsidy from the General Fund.

The Civic Center and Golf Course Enterprise funds receive an annual subsidy from the General Fund equal to amount needed to cover any shortfall of revenues needed to cover all operational expenses. These funds may also receive funds from the Riverboat fund to cover capital improvements.

METHODS OF FINANCING INFRASTRUCTURE AND MAJOR CAPITAL IMPROVEMENTS

Infrastructure refers to public facilities such as roads, bridges, sidewalks, public buildings, mass transit facilities, stormwater, wastewater and water systems. The following will describe some of the methods which may be or have been utilized by the City of Lake Charles to finance the maintenance and expansion of the City infrastructure.

1. The Mayor shall submit the capital budget and program requests to the planning commission prior to June 15 of each year. Each request shall be accompanied by substantiation in detail of need and cost. The Mayor shall submit to the planning commission an estimate of all revenues available for capital purposes, for the next fiscal year and the five years following, a statement of debt, and in the event of proposed new debt, the amount of millage necessary for debt service, if applicable.
2. The Planning Commission, prior to July 15 shall submit to the Mayor its recommendations for capital expenditures to be included in the next year's capital budget and its recommendations by year of the capital improvements to be made for the subsequent five years. This report shall include a listing by priority of projects not

included by reason of financing and a list of projects disapproved together with the reasons therefore.

3. The recommendation of the mayor on the capital budget is included in the "Operating and Capital Budget" document presented to the City Council as per the above outline by August 15 of each year.
4. The City Council, no later than September 15, shall adopt the annual operating and capital budget.

The major sources of revenue for capital projects are sales tax revenues that are dedicated for capital projects and gaming revenues that are primarily used for non-recurring capital expenses and debt service payments. The City also receives funds from other intergovernmental entities that pay for portions of certain capital projects.

The City of Lake Charles is empowered to incur bonded debt in accordance with the constitution and statutes of the state. All proposals for the issuance of revenue bonds must be approved by a majority of the voters of the City voting in a referendum called for that purpose.

STATEMENT OF BUDGETARY AND FINANCIAL POLICY

Auditing, Accounting and Financial Reporting

The City accounting and financial reporting systems are maintained in conformance with generally accepted accounting principles and the standards of the Governmental Accounting Standards Board (GASB). A capital asset system is maintained to identify all City assets, their location, historical cost, useful life, depreciation method, depreciation to date, and the responsible department for asset control.

The City will contract with an independent accounting firm, which will issue an audit opinion on the official Comprehensive Annual Financial Report. The City will maintain a good credit rating in the financial community.

Fund Balance

During the budget process for the 1997-1998 fiscal year budget, the City included a statement that the amount of fund balance reserved or designated for catastrophic purposes is based on a percentage of total General Fund revenues and operating transfers. The target at that time was 20 percent. The attached budget and the current City policy state that the City has a target fund balance reserve of 30 percent of operating expenditures and operating transfers. This goal has been reached and maintained since 1998.

The projections for fiscal year 2020 is that revenues will exceed expenditures by \$400,000 and result in an ending fund balance of \$37.5 million will be 52 percent of operating expenditures and transfers.

The proposed budget for fiscal year 2021 projects that revenues are below operating expenses and transfer. An allocation of \$3.5 million for capital improvements is proposed for use of fund balance reserves. The proposed ending fund balance of \$31.5 million at year end 2021 exceeds the fund balance target of \$23.6 million.

The administration is required by state law and city policy to submit a balanced budget. A balanced budget is defined as, “a budget with total expenditures not exceeding total revenues and monies available in the fund balance within an individual fund.”

Many of the special revenue funds maintain a fund balance, but there is not a specific reserve target required for these funds. Several of these funds require a subsidy from the General Fund to cover operational expenditures. The subsidy for the grant funds is normally needed to cover cash-match requirements of the various grants.

All enterprise funds receive an operating subsidy from the General Fund. The Transit Fund receives intergovernmental revenues from the Federal Transit Administration (FTA) as well as self-generated revenues. The General Fund provides the cash-match needed to cover unreimbursed expenditures. The Civic Center event center and Mallard Cove Golf Course have revenues they generate for charges for services provided but have historically not covered their operating expenses. The additional funding needed is provided by a transfer from the General Fund. The Water Fund receives funding from the General Fund to subsidize for pay increases authorized by the 2015 sales tax referendum.

Each individual fund presented in the enclosed adopted budget has met the definition of a balanced budget.

BUDGETARY PROCESS

The City of Lake Charles prepares an Annual Operating and Capital Budget. In May of each fiscal year the Finance Department staff begins the compilation of data necessary for the preparation of the operating budget. A formal Budget Request Package is sent out to the various departments and division heads in late May or early June, and it is due back to Finance at the end of June.

Revenue Review

While the departments are compiling their expenditure/expense requests, the Finance Department staff begins preparing the revenue estimates for the upcoming fiscal year.

All revenues are reviewed annually in regard to factors relevant to past, present and projected future collections. Sales tax is the City’s largest revenue source and is closely monitored. Extensive data is provided by the Parish’s tax collector and is used in the annual budget projections. Total assessed property tax values are provided by the Sheriff’s Office, and once the millage rate has been set, property tax revenue projections are calculated. Sewer and water rate changes, as well as past history are considered in the projections of revenues for the Wastewater and Water Funds. Other revenue projections are based on current trends and past history.

The Wastewater and Recreation Special Revenue Funds have sales and property tax revenues that are projected as described above. The revenues for the Riverboat Gaming Fund are based on the trend information that is available from the State of Louisiana Gaming Division. Most of the other funds are grant funds, and their revenues are based on anticipated intergovernmental awards. These funds receive subsidies from the General Fund as needed.

Expenditure Budget

The Accounting Manager is responsible for working with the Finance Director to estimate salary and fringe benefit costs for all City employees. Projected salary costs will include any pay increases that are scheduled to be implemented in the new fiscal year. Retirement contribution rates are based on the information provided by the various state retirement systems of which all City employees participate. Projected rates for employee health insurance are based on current cost trends.

Each department may submit a request for additional positions. They must also justify the need to retain funding for all vacant positions. They must estimate the amount of funds needed for temporary wages and for overtime costs.

Requests for travel budgets have to be substantiated with a list including the employee name, the nature of the business, the place of travel and a cost estimate for each budget.

The departments work closely with their various divisions to review their current operation budgets. Any change from the current year's operation costs have to be justified in writing to the Finance Department. Any request for vehicles and other capital outlay requests must be specifically outlined with information regarding whether it is a new (additional) asset or a replacement for an existing item. If it is a replacement, justification for the need to be replaced is required.

It is the City's policy to plan for replacement of rolling stock and heavy equipment in a manner that allows for relatively level expenditures from year to year based on the fleet size and life cycle of the equipment.

Balancing the Operating Budget

Once all of this information is gathered, group and individual department head meetings are held with the Mayor's Office and other administrative personnel to work out a budget that fits into the available revenue constraints. Department heads can be required to outline reduction in expenditures if the cumulative total of all department expenditures exceeds the budgeted revenues by an amount that would require an unacceptable use of available fund balance.

It is the City's policy that the General Fund reserves must be maintained at 30 percent of expenditures and operating transfers. If the current year projections and the proposed budget fall within 10 percent of that target, revisions will be done to the proposed budget.

Capital Improvement Budget

The City's goal is to maintain a capital improvement program that will provide for the improvements necessary to meet the needs of the community within the constraints of available resources. In March of each year, the administration requests that each City Councilman submit a list of projects that they would like planned for their respective districts or for the City as a whole.

The Mayor, the City Administrator, the Public Works' and Finance Department's Directors and the City Engineer work to develop the Five-Year Capital Improvement Plan, which is submitted to the Planning Commission as discussed above. Each year all existing projects in the Plan are reviewed, and the cost estimates are reassessed based on current market trends. Projects may be added, deleted or revised based on current cost estimates and community and departmental

needs. The City Council is very active in the process. Projects are prioritized based upon a critical needs assessment.

The annual Capital Improvement Budget is based on the projects that are listed as current projects in the Five-Year Plan and the funding availability. Revenues are based on current projections for gaming tax and sales tax projections and include any local, state or federal revenues that are anticipated, as well as any transfers that are available for other funds, such as the General Fund when excess fund balance reserves have been accumulated.

Once all of the information has been compiled the proposed budget document is prepared and submitted to the City Council for their review. The City Charter requires the Mayor to submit a proposed budget to the City Council by August 15 of each year.

City Council Review

Meetings are held with various council members to review the proposed operating and capital budgets. Fund balance reserves are carefully analyzed to ensure that the City remains stable into future years. Public hearings are held that provide an opportunity for public input to be received on the proposed budget. Formal budget presentations are made at the regularly scheduled council meetings. The City Charter requires that the budget be adopted no later than September 15 of each year.

A two-thirds vote by the City Council is needed to amend the proposed budget that is submitted on August 15.

Amendments to Adopted Budget

An annual budget amendment is submitted at fiscal year end. Revenue and expenditures are annualized based on the previous months' trend to determine where adjustments are needed. If sufficient funds are available, additional transfers for capital may be provided. If the analysis of revenues should find that revenues are not being received as anticipated, budget reductions may be proposed by the administration. The budget amendment is submitted to the City Council for approval.

Other amendments may be made periodically as needed throughout the year. For example, if the City is awarded a grant for the purchase of capital equipment, the effected special revenue fund would be amended.

The current fiscal year's Operating Budget has been amended by the City Council to provide for spending related to the City's response to the Coronavirus pandemic and to allow the City to seek reimbursement for such expenses from the CARES Act.

An amendment to the Operating Budget will be done at fiscal year-end, primarily due to the various grant funds whose revenues fluctuate based on actual expenditures. Council approval is not needed for adjustments between categories of expenditures within the various departments, which is allowed by the legal level of adoption, which is at the department level within the General Fund and at the fund level in the Special Revenue Funds.

State statute requires an amendment to any General Fund or special revenue fund that fails to meet revenue projections by 5 percent or more or if expenditures exceed budget by more than 5 percent.

Budget Calendar for Fiscal Year 2021

May 20, 2020	Budget Request forms distributed to departments with guidelines for annual submission.
June 25, 2020	Completed budget requests must be received by the Finance Department.
June 29 – July 10, 2020	Budget requests reviewed and compiled by Finance Department.
July 13 – July 24, 2020	Administrative review and meetings with departments to discuss and revise submitted budgets.
August 14, 2020	Budgets to be distributed to Lake Charles City Council members.
August 25, 2020	Public hearing and budget presentation to City Council.
September 2, 2020	Formal adoption of budget by City Council.

DEBT STATEMENT

In 2006, the City of Lake Charles passed a \$90 million bond referendum for public improvements which pledged the following revenues to be used to service the debt:

Primary Revenues:

- Riverboat gaming revenue of which the City has allocated up to 60 percent of such revenues to make payments
- Existing sales tax currently dedicated to capital projects of which the City has allocated up to 60 percent of such revenues to make payments
- Existing utility usage fees in the Waste Water Fund, not to exceed \$500,000 of which the City has allocated such revenues to make payments

Standby Revenues:

The 2006 referendum provided that if the Primary Revenues are insufficient at any time to make the payments under the agreement, the City has the authority to levy and collect the following taxes to the extent necessary to make up any shortfall in the following order:

- First: 1/4 of 1% sales and use tax provided within the bond proposition and
- Second: An additional 2.5 mill ad valorem property tax provided for within the bond proposition

As part of the \$90 million public improvement project the City, through the LCDA, issued \$35 million in bonds in 2007. The City received its first ever bond ratings of A+ from Fitch and a rating of A from Standard and Poor's. In 2010 the City, through the LCDA, issued \$40 million for Public Improvements Series 2010 with an underlying rating of A+ from Standard and Poor's for this debt. S&P affirmed that same rating for the 2007 debt.

The City issued Revenue Refunding bonds of \$15,825,000 in 2014 and \$24,140,000 and the City continues to pay the debt service for these two issues. All of the 2007 bond issue and 2010 issue have been fully refunded. S&P Global Ratings assigned its 'AA-' long-term rating to the series and affirmed that same rating on the authority's parity debt outstanding. The outlook is stable.

The City has an implied unlimited tax general obligation rating (ULTGO) of AA. The Rating Outlook is Stable.

The following is from the S&P Global Ratings April 25, 2017 Summary:

The rating reflects the following factors for the city:

- Adequate economy, with access to a broad and diverse metropolitan statistical area (MSA);
- Strong management, with good financial policies and practices under Financial Management Assessment (FMA) methodology;

- Strong budgetary performance, with operating surpluses in the General fund and at the total governmental fund level in fiscal year 2016;
- Very strong budgetary flexibility, with an available fund balance in fiscal 2016 of 46% of operating expenditures;
- Very strong liquidity, with total governmental available cash at 55% of total governmental fund expenditures and 7.2 times governmental debt service, and access to external liquidity we consider strong;
- Strong debt and contingent liability position, with debt service carrying charges at 7.6% of expenditures and net direct debt that is 60.7% of total governmental fund revenue, as well as rapid amortization, with 72.7% of debt scheduled to be retired in 10 years; and
- Very strong institutional framework score.

In October 2015, the voters of Lake Charles, recognizing that the “standby” sales tax levy had not been needed, nor levied, agreed that a 1/4 of 1% sales tax could be levied. The proposition states that the City’s debt will be secured and primary to the City’s use of these proceeds. Therefore, no less than 25 percent of the collections of this tax will be placed annually in a reserve fund. If those proceeds are not needed to repay the City’s debt in the year of collection, the funds may be allocated to capital expenditures in the subsequent year.

The City of Lake Charles issued revenue bonds in 2003 to fund a new wastewater treatment plant. This debt was refunded in 2010 and will be repaid by 2021. A \$21 million, low interest loan was entered into with Department of Environmental Quality in 2014 for improvements to the Wastewater System. The City has authorization for an additional \$20 million loan. The revenues of the Wastewater Fund are dedicated for the repayment of these debts.

The City has authorization to borrow \$20 million from the Louisiana Department of Health and Hospitals loan pool and the funds will be used for improvements to the City’s waterworks system. The debt will be serviced by revenues from the Water Enterprise Fund.

The City is seeking State Bond Commission approval to issue no more than \$6 million in bonds for improvements to the Civic Center facility, grounds, pedestrian access and adjacent lake front improvements. Proceeds from state dedicated hotel taxes will be used to secure this debt.

The City will continue to demonstrate strong financial practices and work with the rating agencies to prove our creditworthiness.

AWARDS AND ACKNOWLEDGEMENTS

The Government Finance Officers Association of the United States and Canada (GFOA) presented a Distinguished Budget Presentation Award to the City of Lake Charles, Louisiana for its annual budget for the fiscal year beginning October 1, 2020. In order to receive this award, a governmental unit must publish a budget document that meets program criteria as a policy document, as an operations guide, as a financial plan, and as a communication device.

This award is valid for a period of one year only. We believe our current budget continues to conform to program requirements, and we are submitting it to GFOA to determine its eligibility for another year.

This is the ninth year that the City of Lake Charles has received the budget award. Special acknowledgements are given to the commitment and hard work of the Finance Department staff as they worked to achieve this goal. We would like to thank the various departments for their participation and commitment to providing superior service to the City within the financial boundaries established each year.

Special thanks to Mayor Nicholas Hunter. He has worked tirelessly to find savings and increase efficiencies where possible. Most importantly he and his staff continue to implement ideas and initiatives needed to generate long term economic development within the City and in surrounding areas. Thanks also to the City Council, who continue to be good stewards of the City's finances.



City of Lake Charles

326 Pujo Street
P.O. Box 1178
Lake Charles, LA
70602-1178

Signature Copy

Ordinance: 18758

File Number: 256-2020

Enactment Number: 18758

An ordinance adopting the Operating and Capital Budget for the fiscal year beginning October 1, 2020 and ending September 30, 2021.

BE IT ORDAINED BY THE CITY COUNCIL OF THE CITY OF LAKE CHARLES, LOUISIANA, in Special session convened, that:

SECTION 1: The presented detailed estimate of Revenues for the Fiscal Year beginning October 1, 2020 and ending September 30, 2021 be and the same is hereby adopted to serve as an Operating Budget of Revenues for the City of Lake Charles, Louisiana, during the said period.

SECTION 2: The presented lump sum estimate of expenditures by department for the Fiscal Year beginning October 1, 2020, and ending September 30, 2021, be and the same is hereby adopted to serve as a Budget of Expenditures for the City of Lake Charles, Louisiana, during the said period.

SECTION 3: The adoption of this Operating Budget of Expenditures be, and the same is hereby declared to operate as an appropriation of the amount therein set forth within the terms of the budget classification.

SECTION 4: The presented information setting forth the estimated Revenues for the Capital Budget for the Fiscal Year 2020- 2021 and Expenditures for the Capital Budget for the Fiscal Year 2020-2021, and said Budget of Capital Revenues and Expenditures for the Fiscal Year 2020-2021, is hereby adopted.

SECTION 5: Expenditures are legally restricted to budgetary appropriations at the department level within the General Fund and at the fund level for Special Revenue Funds, which are not departmentalized. Revisions, which alter the total expenditures of any such department or fund, must be approved by budget amendment ordinance adopted by the City Council at the request of the Mayor. Transfers of budgeted amounts between expenditure objects or programs within the same department and fund are authorized to be made administratively by the Director of Finance.

At a meeting of the City Council on 9/23/2020, this Ordinance was adopted by the following vote.

For: 5 John Ieyoub, Johnnie Thibodeaux, Mark Eckard, Rodney Geyen, and Stuart Weatherford

Against: 0


Absent: 2 Luvertha August, and Mary Morris

Passed and Adopted 
Stuart Weatherford, President or Presiding Officer

Date 9-23-2020

Attest 
Lynn F. Thibodeaux, Clerk of the Council

Date 9-23-2020

Approved by 
Nicholas E. Hunter, Mayor
City of Lake Charles, Louisiana

Date 9-28-2020

BUDGET SUMMARY

**CITY OF LAKE CHARLES
FISCAL YEAR 2020 - 2021 ANNUAL BUDGET**

COMBINED ANNUAL BUDGET SUMMARY

	General Fund	Special Revenue Funds	General Debt Service	Capital Projects *	Enterprise Funds *	Internal Service Funds	Combined Total
Revenues:							
Property taxes	\$ 10,605,066	\$ 1,315,542	\$ -	\$ -	\$ -	\$ -	\$ 11,920,608
Sales tax	47,937,500	7,623,500	-	7,000,000	-	-	62,561,000
Franchise, license and gaming taxes	9,155,000	8,500,000	-	-	-	-	17,655,000
License and permits	915,200	-	-	-	-	-	915,200
Intergovernmental	3,448,540	3,008,738	176,400	6,381,473	4,564,372	-	17,579,523
Charges for services	370,400	13,084,500	-	1,000,000	14,660,876	17,556,500	46,672,276
Internal services	2,627,939	-	-	-	-	-	2,627,939
Fines and forfeitures	185,000	-	-	-	10,000	-	195,000
Use of money and property	959,150	873,976	9,000	500,000	252,800	508,000	3,102,926
Total operating revenues	<u>76,203,795</u>	<u>34,406,256</u>	<u>185,400</u>	<u>14,881,473</u>	<u>19,488,048</u>	<u>18,064,500</u>	<u>163,229,472</u>
Expenditures:							
Current operating:							
General Government	3,990,010	-	-	-	-	-	3,990,010
Finance	2,149,835	-	-	-	1,426,665	-	3,576,500
Human Resources	461,755	-	-	-	-	-	461,755
Fire Department	18,980,120	-	-	-	-	-	18,980,120
Police Department (excluding transfers)	22,057,413	709,256	-	-	-	-	22,766,669
Public Works	18,149,512	12,697,619	-	-	15,838,266	-	46,685,397
Planning & Development	2,714,315	368,814	-	-	-	-	3,083,129
Community Services	-	8,557,641	-	-	4,569,401	-	13,127,042
General Services	6,556,335	-	-	-	-	18,597,950	25,154,285
Capital projects:							
Fire Department	-	-	-	700,000	-	-	700,000
Public Works	-	-	-	21,440,000	6,670,000	-	28,110,000
Community Services	-	-	-	3,675,000	200,000	-	3,875,000
General Services	-	-	-	460,000	-	-	460,000
Debt Principal and Interest	-	-	9,207,896	-	-	-	9,207,896
Total operating & capital expenditures	<u>75,059,295</u>	<u>22,333,330</u>	<u>9,207,896</u>	<u>26,275,000</u>	<u>28,704,332</u>	<u>18,597,950</u>	<u>180,177,803</u>
Other financing sources:							
Transfers from other funds	-	1,999,378	-	-	1,706,003	-	3,705,381
Operating transfers to other funds	(2,955,741)	(749,640)	-	-	-	-	(3,705,381)
Transfer Sales tax revenue for salaries	(635,000)	319,000	-	-	316,000	-	-
Transfer to Debt Service accounts	(50,000)	(6,135,000)	8,570,000	(2,385,000)	-	-	-
Capital transfer - 2016 sales tax reserves	-	(1,675,000)	-	1,675,000	-	-	-
Capital transfers-General Capital Projects	(1,700,000)	(5,550,000)	-	7,250,000	-	-	-
Capital transfers-Enterprise Funds	-	-	-	-	-	-	-
Capital transfers-Waste Water	(1,800,000)	(2,000,000)	-	3,800,000	-	-	-
Total transfers	<u>(7,140,741)</u>	<u>(13,791,262)</u>	<u>8,570,000</u>	<u>10,340,000</u>	<u>2,022,003</u>	<u>-</u>	<u>-</u>
Issuance of Debt	-	-	-	-	1,000,000	-	1,000,000
Net Income (loss)	<u>\$ (5,996,241)</u>	<u>\$ (1,718,336)</u>	<u>\$ (452,496)</u>	<u>\$ (1,053,527)</u>	<u>\$ (6,194,281)</u>	<u>\$ (533,450)</u>	<u>\$ (15,948,331)</u>
Projected Beginning fund balance							
Projected Beginning fund balance	\$ 37,488,158	\$ 15,749,399	\$ 5,100,058				
Total fund balance (used) added							
Total fund balance (used) added	(5,996,241)	(1,718,336)	(452,496)				
Ending fund balance							
Ending fund balance	<u>\$ 31,491,917</u>	<u>\$ 14,031,063</u>	<u>\$ 4,647,562</u>				


* Capital Project expenditures do not include previously authorized projects.

* Enterprise Fund authorizations included in the Capital Budget Authorization Schedule are shown above in Enterprise Funds rather than Capital Projects.

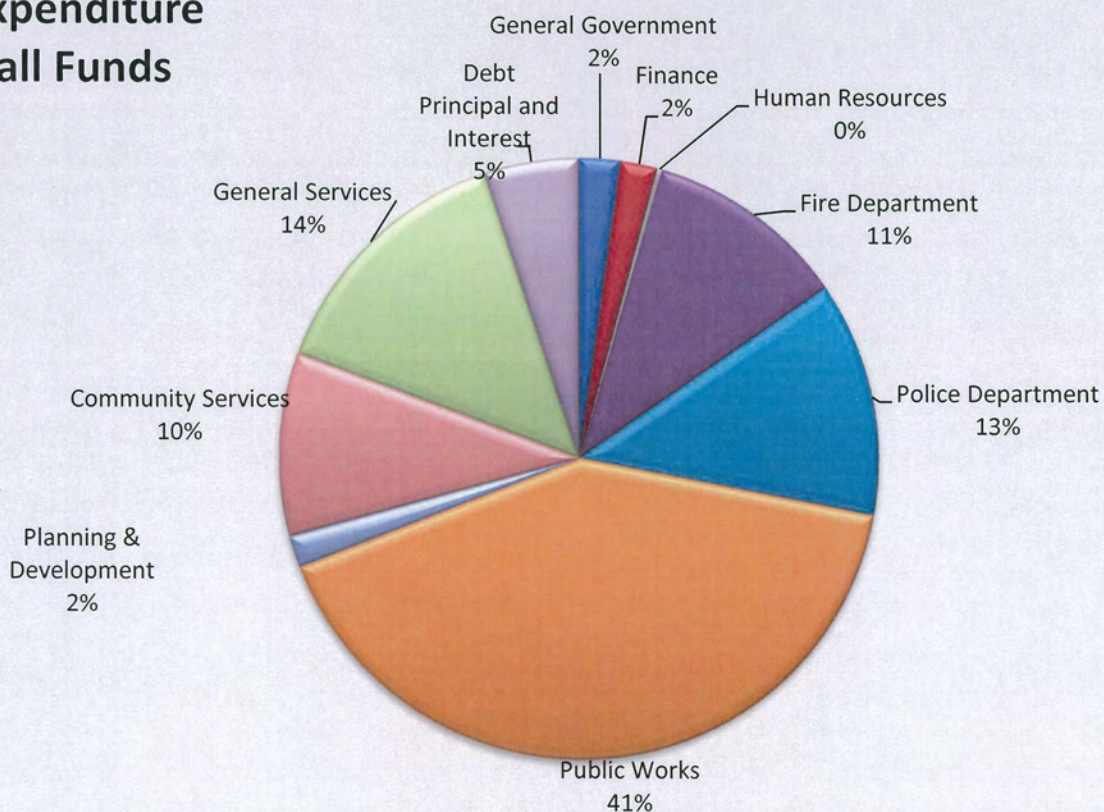
CITY OF LAKE CHARLES FISCAL YEAR 2020 - 2021 ANNUAL BUDGET

COMBINED ANNUAL BUDGET SUMMARY

Revenues all Funds



Expenditure all Funds



THIS PAGE INTENTIONALLY LEFT BLANK



GENERAL FUND

**GENERAL GOVERNMENT
FINANCE
HUMAN RESOURCES
FIRE
POLICE
PUBLIC WORKS
PLANNING & DEVELOPMENT
GENERAL SERVICES
INTERFUND TRANSFERS**

The General Fund is the principal operating fund of the City and accounts for most major tax revenues and public services. All activities which are not required to be included in other specific funds are accounted for in the General Fund.

**CITY OF LAKE CHARLES
FISCAL YEAR 2020 - 2021 ANNUAL BUDGET**

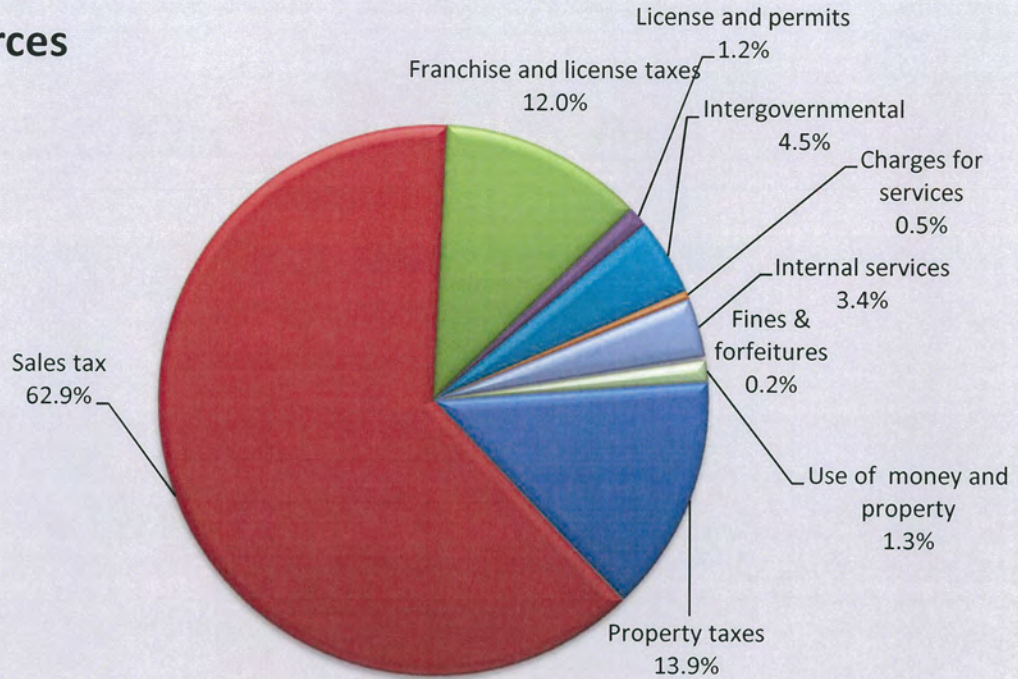
GENERAL FUND SUMMARY

	Actual Fiscal Year 2018 - 2019	Adopted Budget 2019 - 2020	Amended Budget 2019 - 2020	Y-T-D FY 2020 7/31/2020	Projected FY 2020	% Change Adopted '20 from Actual '19	Budget 2020 - 2021	% Change Adopted '20 to '21 Budget
Revenues:								
Property taxes	\$ 9,979,513	\$ 10,128,639	\$ 10,128,639	\$ 10,299,377	\$ 10,330,077	1.5%	\$ 10,605,066	4.7%
Sales tax - 1%	26,711,079	25,800,000	24,250,000	18,898,717	25,200,000	-3.4%	25,000,000	-3.1%
Additional sales tax levy portions	19,498,973	18,834,000	17,702,500	13,796,021	18,396,000	-3.4%	18,250,000	-3.1%
Additional sales tax levy 2016	4,964,887	4,837,500	4,546,875	3,524,219	4,725,000	-2.6%	4,687,500	-3.1%
Franchise and license taxes	9,373,012	9,340,000	9,340,000	7,202,595	9,115,595	-0.4%	9,155,000	-2.0%
License and permits	1,008,386	905,760	905,760	794,026	937,921	-10.2%	915,200	1.0%
Intergovernmental	3,255,237	3,311,090	3,311,090	3,230,598	3,372,598	1.7%	3,448,540	4.2%
Charges for services	431,709	379,900	379,900	267,675	328,725	-12.0%	370,400	-2.5%
Internal services	2,381,846	2,370,315	2,370,315	1,777,736	2,292,315	-0.5%	2,627,939	10.9%
Fines and forfeitures	242,224	230,600	230,600	160,323	210,198	-4.8%	185,000	-19.8%
Use of money and property	1,979,538	1,356,250	1,356,250	1,111,145	1,305,824	-31.5%	959,150	-29.3%
Total operating revenues	<u>79,826,404</u>	<u>77,494,054</u>	<u>74,521,929</u>	<u>61,062,432</u>	<u>76,214,253</u>	<u>-2.9%</u>	<u>76,203,795</u>	<u>-1.7%</u>
Expenditures by department:								
General Government	3,529,417	3,786,510	3,786,510	2,929,406	3,665,020	7.3%	3,990,010	5.4%
Finance	1,875,037	2,094,980	2,094,980	1,551,489	1,933,125	11.7%	2,149,835	2.6%
Human Resources	416,168	463,295	463,295	330,616	424,421	11.3%	461,755	-0.3%
Fire Department	17,278,379	17,854,030	17,854,030	14,030,431	17,380,384	3.3%	18,980,120	6.3%
Police Department	20,510,482	21,603,975	21,603,975	15,156,730	20,056,946	5.3%	22,057,413	2.1%
Public Works	15,675,002	18,143,902	18,143,902	13,010,308	17,063,756	15.8%	18,149,512	0.0%
Planning & Development	2,364,079	2,563,915	2,563,915	1,794,908	2,387,621	8.5%	2,714,315	5.9%
General Services	5,179,237	6,315,960	6,315,960	3,828,260	5,663,204	21.9%	6,556,335	3.8%
Total operating exp by dept	<u>66,827,801</u>	<u>72,826,567</u>	<u>72,826,567</u>	<u>52,632,148</u>	<u>68,574,477</u>	<u>9.0%</u>	<u>75,059,295</u>	<u>3.1%</u>
Expenditures by category:								
Salaries, wages overtime	31,916,991	32,885,100	32,885,100	26,124,648	31,824,440	3.0%	33,244,180	1.1%
Fringe benefits	12,535,148	14,557,560	14,557,560	10,193,214	13,270,980	16.1%	15,890,450	9.2%
Insurance - AL, GL, WC	5,029,759	4,388,037	4,388,037	3,781,168	5,046,605	-12.8%	4,387,037	0.0%
Other operational expenses	14,942,974	17,545,770	17,545,770	10,749,962	15,205,141	17.4%	17,911,028	2.1%
Capital Expenditures	2,402,929	3,450,100	3,450,100	1,783,156	3,227,311	43.6%	3,626,600	5.1%
Total operating exp by category	<u>66,827,801</u>	<u>72,826,567</u>	<u>72,826,567</u>	<u>52,632,148</u>	<u>68,574,477</u>	<u>9.0%</u>	<u>75,059,295</u>	<u>3.1%</u>
Excess(deficiency) revenues/exp	<u>12,998,603</u>	<u>4,667,487</u>	<u>1,695,362</u>	<u>8,430,284</u>	<u>7,639,776</u>	<u>-64.1%</u>	<u>1,144,500</u>	<u>-75.5%</u>
Other financing uses:								
Operating transfers to other funds	3,029,337	3,695,188	2,798,820	705,743	2,798,820	22.0%	2,955,741	-20.0%
Trsr sales tax rev to WW and Water	647,000	645,000	645,000	-	645,000	-0.3%	635,000	-1.6%
Transfer to Debt Service accounts	264,321	300,000	300,000	231,908	300,000	13.5%	50,000	-83.3%
Total operating trsr to other funds	<u>3,940,658</u>	<u>4,640,188</u>	<u>3,743,820</u>	<u>937,651</u>	<u>3,743,820</u>	<u>17.8%</u>	<u>3,640,741</u>	<u>-21.5%</u>
GF Operating Exp and transfers	<u>70,768,459</u>	<u>77,466,755</u>	<u>76,570,387</u>	<u>53,569,799</u>	<u>72,318,297</u>	<u>9.5%</u>	<u>78,700,036</u>	<u>1.6%</u>
Excess(def) of revenues/exp/trsf	<u>9,057,945</u>	<u>27,299</u>	<u>(2,048,458)</u>	<u>7,492,633</u>	<u>3,895,956</u>	<u>-99.7%</u>	<u>(2,496,241)</u>	<u>-9244%</u>
Other uses of fund balance:								
Capital transfer-Wastewater	2,000,000	1,500,000	1,500,000	-	1,500,000	-25.0%	1,800,000	20.0%
Capital transfer-Drainage	2,500,000	1,500,000	1,500,000	-	1,500,000	-40.0%	1,700,000	13.3%
Capital transfer	5,900,000	-	-	-	-	-100.0%	-	N/A
Capital transfers-Enterprise Funds	1,358,500	500,000	500,000	-	500,000	-63.2%	-	-100.0%
Total capital transfers to other funds	<u>11,758,500</u>	<u>3,500,000</u>	<u>3,500,000</u>	<u>-</u>	<u>3,500,000</u>	<u>-70.2%</u>	<u>3,500,000</u>	<u>0.0%</u>
Net Income (loss)	<u>\$ (2,700,555)</u>	<u>\$ (3,472,701)</u>	<u>\$ (5,548,458)</u>	<u>\$ 7,492,633</u>	<u>\$ 395,956</u>	<u>-28.6%</u>	<u>\$ (5,996,241)</u>	<u>-72.7%</u>
Beginning fund balance	\$ 39,792,758	\$ 37,092,202	\$ 37,092,202		\$ 37,092,202		\$ 37,488,158	
Total fund balance (used) added	<u>(2,700,556)</u>	<u>(3,472,701)</u>	<u>(5,548,458)</u>		<u>395,956</u>		<u>(5,996,241)</u>	
Ending fund balance	<u>\$ 37,092,202</u>	<u>\$ 33,619,501</u>	<u>\$ 31,543,744</u>		<u>\$ 37,488,158</u>		<u>\$ 31,491,917</u>	

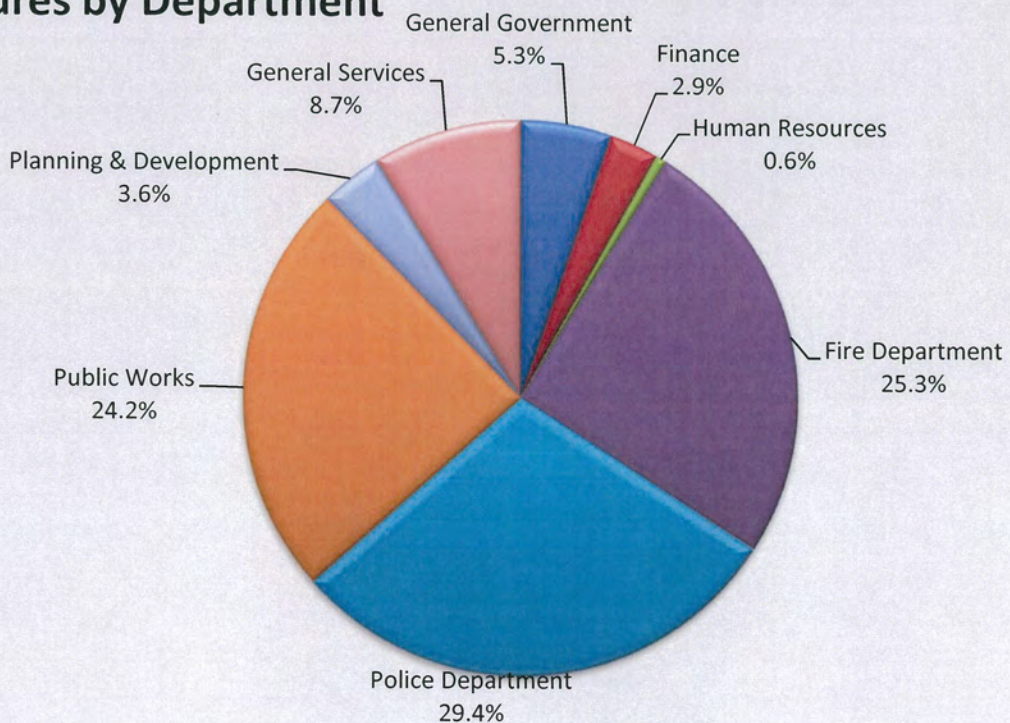
**CITY OF LAKE CHARLES
FISCAL YEAR 2020 - 2021 ANNUAL BUDGET**

GENERAL FUND SUMMARY

**General Fund
Revenue Sources**



**General Fund
Expenditures by Department**

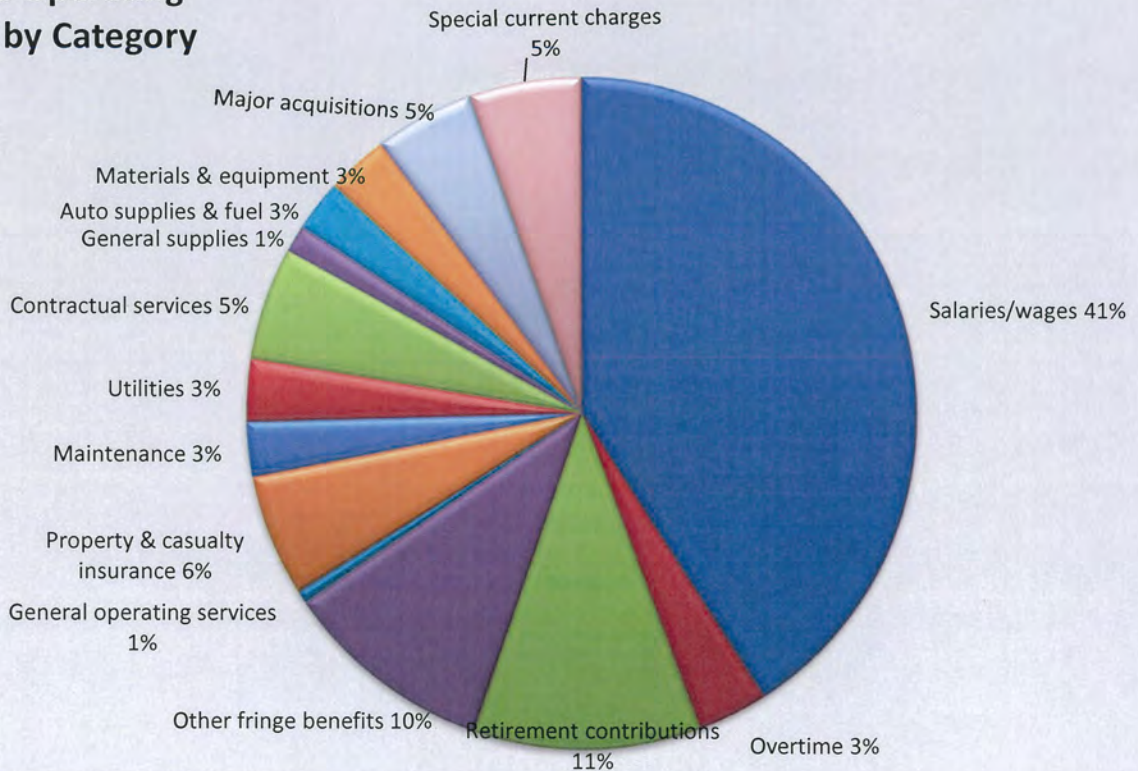


**CITY OF LAKE CHARLES
FISCAL YEAR 2020 - 2021 ANNUAL BUDGET**

GENERAL FUND SUMMARY

Category	Proposed 2020 - 2021	% of Budget
Salaries/wages	\$ 30,688,380	41%
Overtime	2,555,800	3%
Retirement contributions	8,256,600	11%
Other fringe benefits	7,633,850	10%
General operating services	455,100	1%
Property & casualty insurance	4,387,037	6%
Maintenance	1,988,360	3%
Utilities	2,248,688	3%
Contractual services	4,080,725	5%
General supplies	983,730	1%
Auto supplies & fuel	1,856,175	2%
Materials & equipment	2,226,650	3%
Major acquisitions	3,626,600	5%
Special current charges	4,071,600	5%
OPERATING EXPENSES	75,059,295	
Operating transfers not included in graph	3,640,741	
Capital transfers not included in graph	3,500,000	
TOTAL GENERAL FUND EXPENSES	\$ 82,200,036	

**General Fund Operating
Expenditures by Category**



GENERAL FUND

SCHEDULE OF REVENUES

CITY OF LAKE CHARLES
FISCAL YEAR 2020 - 2021 ANNUAL BUDGET

	Actual Fiscal Year 2018 - 2019	Adopted Budget 2019 - 2020	Amended Budget 2019 - 2020	Y-T-D 2020 7/31/2020	Projected Revenue 2019 - 2020	% Change Adopted '20 to Actual '19	Budget 2020 - 2021	% Change Adopted '20 to '21 Budget
REVENUES								
FUND: 001 GENERAL FUND:								
PRIOR YEAR	\$ -	\$ 6,000	\$ 6,000	\$ 7,162	\$ 9,662	N/A	\$ 6,000	0.0%
* PROPERTY TAXES	-	6,000	6,000	7,162	9,662	N/A	6,000	0.0%
2.31 MILL STREET IMPROVEMENT	1,687,832	1,712,027	1,712,027	1,744,314	1,749,114	1.4%	1,796,340	4.9%
5.27 MILL EMPLOYEE SALARY	3,854,802	3,910,000	3,910,000	3,974,241	3,985,141	1.4%	4,092,740	4.7%
6.07 MILL GENERAL ALIMONY	4,436,880	4,500,612	4,500,612	4,573,660	4,586,160	1.4%	4,709,986	4.7%
* DEDICATED TAXES	9,979,514	10,122,639	10,122,639	10,292,215	10,320,415	1.4%	10,599,066	4.7%
SALES TAX - 1%	26,711,078	25,800,000	24,250,000	18,898,717	25,200,000	-3.4%	25,000,000	-3.1%
TEN YEAR SALES TX - 0.48%	12,821,318	12,384,000	11,640,000	9,071,384	12,096,000	-3.4%	12,000,000	-3.1%
EMPLOYEE PAY STX PORTION - 0.25%	6,677,655	6,450,000	6,062,500	4,724,637	6,300,000	-3.4%	6,250,000	-3.1%
SALES TAX - 0.25% 2016 LEVY	4,964,887	4,837,500	4,546,875	3,524,219	4,725,000	-2.6%	4,687,500	-3.1%
* SALES TAX	51,174,938	49,471,500	46,499,375	36,218,957	48,321,000	-3.3%	47,937,500	-3.1%
OCCUPATIONAL LICENSES TAX	2,399,116	2,395,000	2,395,000	2,328,744	2,344,744	-0.2%	2,315,000	-3.3%
INSURANCE LICENSES TAX	1,172,664	1,165,000	1,165,000	1,091,509	1,100,509	-0.7%	1,135,000	-2.6%
* BUSINESS LICENSES TAXES	3,571,780	3,560,000	3,560,000	3,420,253	3,445,253	-0.3%	3,450,000	-3.1%
GAS FRANCHISE	478,226	470,000	470,000	174,936	457,936	-1.7%	455,000	-3.2%
ELECTRIC CO FRANCHISE	4,306,206	4,300,000	4,300,000	2,914,525	4,289,525	-0.1%	4,300,000	0.0%
CABLE TV FRANCHISE	1,016,801	1,010,000	1,010,000	692,881	922,881	-0.7%	950,000	-5.9%
* FRANCHISE TAXES	5,801,233	5,780,000	5,780,000	3,782,342	5,670,342	-0.4%	5,705,000	-1.3%
** TAXES AND SPECIAL ASSESSMENT	70,527,465	68,940,139	65,968,014	53,720,929	67,766,672	-2.3%	67,697,566	-1.8%
TAXI PERMITS	510	700	700	225	275	37.3%	600	-14.3%
ALCOHOLIC BEVERAGE APP FEE	1,880	2,000	2,000	1,723	1,973	6.4%	2,000	0.0%
LIQUOR PERMITS	130,000	130,000	130,000	135,000	137,000	0.0%	130,000	0.0%
BEER PERMITS	20,415	20,000	20,000	20,974	21,474	-2.0%	20,000	0.0%
RESTAURANT ENDORSEMENTS	9,100	9,000	9,000	9,200	9,400	-1.1%	9,000	0.0%
SPECIAL PERMITS	5,700	4,800	4,800	2,850	3,450	-15.8%	4,000	-16.7%
BINGO PERMITS	1,300	1,500	1,500	1,275	1,375	15.4%	1,500	0.0%
MISCELLANEOUS	11,712	7,500	7,500	928	3,128	-36.0%	6,000	-20.0%
DOOR TO DOOR PERMITS	485	500	500	420	485	3.1%	500	0.0%
ENTERTAINER/STREET PERFORMER	160	100	100	50	80	-37.5%	-	-100.0%
* OCCUPATIONAL PERMITS	181,262	176,100	176,100	172,645	178,640	-2.8%	173,600	-1.4%
BUILDING PERMITS	578,985	500,000	500,000	408,589	508,589	-13.6%	500,000	0.0%
ELECTRICAL PERMITS	75,316	72,000	72,000	62,216	74,216	-4.4%	75,000	4.2%
STREET CUTTING PERMITS	60	60	60	35	45	0.0%	-	-100.0%
CULVERT PERMIT	785	600	600	266	406	-23.6%	600	0.0%
REINSPECTION FEES - BLDG	5,305	3,500	3,500	5,270	6,170	-34.0%	4,000	14.3%
PLUMBING PERMITS	57,667	54,000	54,000	52,993	63,593	-6.4%	60,000	11.1%
MECHANICAL PERMITS	42,286	37,000	37,000	40,494	48,994	-12.5%	40,000	8.1%
WIRELESS TOWER PERMITS	-	-	-	720	720	N/A	500	N/A
* BLDG,STRCTR &EQUIP PERMIT	760,404	667,160	667,160	570,583	702,733	-12.3%	680,100	1.9%
ELECTRICAL LICENSES	13,908	14,000	14,000	11,025	11,595	0.7%	13,000	-7.1%
GAS FITTERS LICENSES	4,400	4,000	4,000	3,950	4,150	-9.1%	4,000	0.0%
PLUMBING LICENSES	7,050	6,500	6,500	6,135	6,395	-7.8%	6,500	0.0%
MECHANICAL LICENSES	8,650	8,000	8,000	7,050	7,370	-7.5%	8,000	0.0%
PLAN CHECKING FEE	32,711	30,000	30,000	22,638	27,038	-8.3%	30,000	0.0%
* BUILDING LICENSES	66,719	62,500	62,500	50,798	56,548	-6.3%	61,500	-1.6%
** LICENSES AND PERMITS	1,008,385	905,760	905,760	794,026	937,921	-10.2%	915,200	1.0%
U.S. DEPT HOMELAND SECURITY	17,990	-	-	-	-	-100%	-	N/A
* FEDERAL PROGRAMS	17,990	-	-	-	-	-100%	-	N/A
2% FIRE INSURANCE TAX	291,454	300,000	300,000	292,795	292,795	2.9%	290,000	-3.3%
BEER TAXES	138,036	140,000	140,000	126,042	126,042	1.4%	135,000	-3.6%
DEPT OF TRANSPORTATION	37,540	35,090	35,090	37,540	37,540	-6.5%	37,540	7.0%
OFFICE OF PUBLIC HEALTH	-	-	-	-	-	N/A	-	N/A
MISCELLANEOUS REIMBURSEMENT	9,000	2,000	2,000	-	2,000	-77.8%	3,000	50.0%
* STATE REVENUE	476,030	477,090	477,090	456,377	458,377	0.2%	465,540	-2.4%

**CITY OF LAKE CHARLES
FISCAL YEAR 2020 - 2021 ANNUAL BUDGET**

	Actual Fiscal Year 2018 - 2019	Adopted Budget 2019 - 2020	Amended Budget 2019 - 2020	Y-T-D 2020 7/31/2020	Projected Revenue 2019 - 2020	% Change Adopted '20 to Actual '19	Budget 2020 - 2021	% Change Adopted '20 to '21 Budget
REVENUES								
WARD 3 CAL PAR FIRE PROT	2,406,380	2,520,000	2,520,000	2,594,400	2,594,400	4.7%	2,670,000	6.0%
HOUSING AUTHORITY LIEU TAX	100,883	70,000	70,000	-	80,000	-30.6%	80,000	14.3%
CAL PARISH POLICE JURY	231,128	230,000	230,000	173,408	230,408	-0.5%	230,000	0.0%
SW DIST LAW ENFORCE PLANNING	9,500	2,000	2,000	2,000	5,000	-78.9%	3,000	50.0%
CAL PARISH DISTRICT ATTORNEY OFFI	13,326	12,000	12,000	4,413	4,413	-10.0%	-	-100.0%
MISCELLANEOUS REIMBURSEMENT	-	-	-	-	-	N/A	-	N/A
* LOCAL REVENUE	<u>2,761,217</u>	<u>2,834,000</u>	<u>2,834,000</u>	<u>2,774,221</u>	<u>2,914,221</u>	2.6%	<u>2,983,000</u>	5.3%
** INTERGOVERNMENTAL	<u>3,255,237</u>	<u>3,311,090</u>	<u>3,311,090</u>	<u>3,230,598</u>	<u>3,372,598</u>	1.7%	<u>3,448,540</u>	4.2%
COMPLIANCE FEES	28,045	25,000	25,000	17,900	21,700	-10.9%	23,000	-8.0%
ZONING HEARINGS	29,897	34,000	34,000	22,570	27,070	13.7%	30,000	-11.8%
STORMWATER GRADING PERMIT	825	1,000	1,000	300	435	21.2%	800	-20.0%
* ZONING	<u>58,767</u>	<u>60,000</u>	<u>60,000</u>	<u>40,770</u>	<u>49,205</u>	2.1%	<u>53,800</u>	-10.3%
ACCIDENT REPORT SALES	22,804	21,000	21,000	13,441	16,941	-7.9%	20,000	-4.8%
POLICE PHOTOGRAPHIC SERVICE	3,190	3,400	3,400	690	1,190	6.6%	2,800	-17.6%
MOTORCYCLE ESCORT FEES	11,425	9,000	9,000	575	1,075	-21.2%	6,000	-33.3%
FALSE ALARM FEES	2,477	3,000	3,000	3,100	4,000	21.1%	4,000	33.3%
FIRE REPORT, INSPECTION & PERMITS	1,020	1,000	1,000	795	860	-2.0%	900	-10.0%
SEX OFFENDER REGISTRATION	12,545	12,000	12,000	10,085	11,985	-4.3%	12,000	0.0%
SOUND SOURCE VARIANCE	1,460	1,200	1,200	1,565	1,865	-17.8%	1,500	25.0%
* PUBLIC SAFETY CHARGES	<u>54,921</u>	<u>50,600</u>	<u>50,600</u>	<u>30,251</u>	<u>37,916</u>	-7.9%	<u>47,200</u>	-6.7%
INSPECTION EXAMINATION FEE	-	-	-	-	-	N/A	-	N/A
GENERAL INSPECTION FEES	275	500	500	-	50	81.8%	300	-40.0%
* INSPECTION FEES	<u>275</u>	<u>500</u>	<u>500</u>	<u>-</u>	<u>50</u>	81.8%	<u>300</u>	-40.0%
GRASS CUTTING	220,211	225,000	225,000	134,398	173,398	2.2%	200,000	-11.1%
* GRASS CUTTING & CLEANING	<u>220,211</u>	<u>225,000</u>	<u>225,000</u>	<u>134,398</u>	<u>173,398</u>	2.2%	<u>200,000</u>	-11.1%
DEMOLITION CHARGES	76,198	25,000	25,000	49,936	51,936	-67.2%	50,000	100.0%
INCINERATOR FEES	13,337	11,000	11,000	8,110	10,410	-17.5%	11,000	0.0%
ADMINISTRATIVE HEARING CITATIONS	7,999	6,500	6,500	4,210	5,810	-18.7%	7,500	15.4%
* PHYS ENV-CHG FOR SERVICE	<u>97,534</u>	<u>42,500</u>	<u>42,500</u>	<u>62,256</u>	<u>68,156</u>	-56.4%	<u>68,500</u>	61.2%
INDIRECT COST COMMUNITY DEVLPMN	15,000	15,000	15,000	11,250	15,000	0.0%	15,000	0.0%
INDIRECT COST TRANSIT	752,999	745,000	745,000	558,750	745,000	-1.1%	920,554	23.6%
INDIRECT COST CIVIC CENTER	71,961	72,000	72,000	54,000	36,000	0.1%	40,000	-44.4%
INDIRECT COST GOLF COURSE	58,782	67,000	67,000	50,250	60,000	14.0%	50,000	-25.4%
INDIRECT COST WATER UTILITY	734,279	756,315	756,315	567,236	756,315	3.0%	798,236	5.5%
INDIRECT COST SUMMER FOOD SERVIC	35,000	35,000	35,000	26,250	-	0.0%	35,000	0.0%
INDIRECT COST WASTE WATER	713,826	680,000	680,000	510,000	680,000	-4.7%	769,149	13.1%
* INDIRECT COSTS	<u>2,381,847</u>	<u>2,370,315</u>	<u>2,370,315</u>	<u>1,777,736</u>	<u>2,292,315</u>	-0.5%	<u>2,627,939</u>	10.9%
SERVICES OF PLANNING DEPT	-	1,300	1,300	-	-	N/A	600	-53.8%
* INTERNAL SERVICES	<u>-</u>	<u>1,300</u>	<u>1,300</u>	<u>-</u>	<u>-</u>	N/A	<u>600</u>	-53.8%
** CHARGES FOR SERVICES	<u>2,813,555</u>	<u>2,750,215</u>	<u>2,750,215</u>	<u>2,045,411</u>	<u>2,621,040</u>	-2.3%	<u>2,998,339</u>	9.0%
CITY COURT FINES	200,381	205,000	205,000	114,625	158,125	2.3%	144,000	-29.8%
* CITY COURT FINES	<u>200,381</u>	<u>205,000</u>	<u>205,000</u>	<u>114,625</u>	<u>158,125</u>	2.3%	<u>144,000</u>	-29.8%
PARKING VIOLATION - \$10.00	12,080	7,000	7,000	5,898	7,998	-42.1%	8,000	14.3%
HANDICAP - \$275.00	20,854	15,000	15,000	4,475	6,775	-28.1%	12,000	-20.0%
* PARKING VIOLATIONS	<u>32,934</u>	<u>22,000</u>	<u>22,000</u>	<u>10,373</u>	<u>14,773</u>	-33.2%	<u>20,000</u>	-9.1%
RESTITUTION	2,858	1,800	1,800	1,475	1,975	-37.0%	2,000	11.1%
PRE-TRIAL DIVERSIONS DWI	1,950	1,800	1,800	2,300	2,575	-7.7%	2,000	11.1%
MISC CODE VIOLATION FEE	4,100	-	-	4,800	6,000	-100%	4,000	N/A
SALE OF ALCOHOL TO MINOR	-	-	-	26,750	26,750	N/A	13,000	N/A
* MISC FINES FORFEITURES	<u>8,908</u>	<u>3,600</u>	<u>3,600</u>	<u>35,325</u>	<u>37,300</u>	-59.6%	<u>21,000</u>	483.3%
** FINES AND FORFEITURES	<u>242,223</u>	<u>230,600</u>	<u>230,600</u>	<u>160,323</u>	<u>210,198</u>	-4.8%	<u>185,000</u>	-19.8%
INTEREST ON INVESTMENTS	491,804	270,000	270,000	176,211	193,338	-45.1%	80,000	-70.4%
DEMAND DEPOSIT ACCOUNTS	557,379	340,000	340,000	221,312	245,859	-39.0%	145,000	-57.4%

CITY OF LAKE CHARLES
FISCAL YEAR 2020 - 2021 ANNUAL BUDGET

	Actual Fiscal Year 2018 - 2019	Adopted Budget 2019 - 2020	Amended Budget 2019 - 2020	Y-T-D 2020 7/31/2020	Projected Revenue 2019 - 2020	% Change Adopted '20 to Actual '19	Budget 2020 - 2021	% Change Adopted '20 to '21 Budget
REVENUES								
INTEREST-PROPERTY TAXES	21,183	25,000	25,000	19,155	24,018	18.0%	20,000	-20.0%
INTEREST-OCCUPATIONAL LICENSES	12,887	10,000	10,000	19,828	23,794	-22.4%	15,000	50.0%
INTEREST-SALES TAX	148,886	180,000	180,000	202,027	239,027	20.9%	170,000	-5.6%
UNREALIZED GAIN/LOSS INVEST	104,886	-	-	-	-	-100%	-	N/A
INTEREST-GRASS ASSESSMENT	18,671	20,000	20,000	8,841	12,241	7.1%	16,000	-20.0%
* INTEREST	1,355,696	845,000	845,000	647,374	738,277	-37.7%	446,000	-47.2%
PENALTY-OCCUPATION LICENSE	37,152	35,000	35,000	40,204	46,204	-5.8%	36,000	2.9%
PENALTY-SALES TAX	252,597	185,000	185,000	167,870	212,470	-26.8%	195,000	5.4%
PENALTY-GRASS ASSESSMENTS	7,353	7,500	7,500	8,677	9,677	2.0%	7,500	0.0%
* PENALTIES	297,102	227,500	227,500	216,751	268,351	-23.4%	238,500	4.8%
OIL & GAS LEASE ROYALTIES	150	150	150	150	150	0.0%	150	0.0%
PIONEER BUILDING RENTS	2,066	2,000	2,000	1,378	1,894	-3.2%	2,000	0.0%
* RENTS AND ROYALTIES	2,216	2,150	2,150	1,528	2,044	-3.0%	2,150	0.0%
OLD EQUIPMENT	83,093	110,000	110,000	63,218	83,218	32.4%	100,000	-9.1%
PROPERTY	33,959	-	-	-	-	-100%	-	N/A
GARBAGE CANS	7,800	7,000	7,000	7,125	8,325	-10.3%	7,000	0.0%
* SALE OF FIXED ASSETS	124,852	117,000	117,000	70,343	91,543	-6.3%	107,000	-8.5%
MISCELLANEOUS DONATIONS	22,066	15,000	15,000	4,119	4,719	-32.0%	10,000	-33.3%
* DONATIONS	22,066	15,000	15,000	4,119	4,719	-32.0%	10,000	-33.3%
SPECIAL ASSESSMENTS	-	-	-	-	-	N/A	-	N/A
GENERAL REVENUES	20,375	12,000	12,000	68,991	77,091	-41.1%	21,000	75.0%
ATTORNEY FEES	175	-	-	90	120	-100%	-	N/A
GENERAL CONCESSIONS	84	100	100	-	30	19.0%	-	-100.0%
PUBLIC WORKS	6,097	5,000	5,000	10,875	11,875	-18.0%	7,500	50.0%
SPECIAL EVENT REVENUE	23,971	20,000	20,000	7,500	10,200	-16.6%	15,000	-25.0%
EMPLOYEE TRAINING REIMBURSEMENT	1,950	-	-	-	-	-100%	-	N/A
TEAM GREEN	-	2,500	2,500	1,550	2,050	N/A	2,000	-20.0%
DEVELOPER DONATIONS	-	-	-	-	-	N/A	-	N/A
* MISCELLANEOUS REVENUE	52,652	39,600	39,600	89,006	101,366	-24.8%	45,500	14.9%
MISC INSURANCE CLAIMS	124,954	110,000	110,000	82,024	99,524	-12.0%	110,000	0.0%
* INSURANCE REVENUES	124,954	110,000	110,000	82,024	99,524	-12.0%	110,000	0.0%
** USE OF MONEY & PROPERTY	1,979,538	1,356,250	1,356,250	1,111,145	1,305,824	-31.5%	959,150	-29.3%
TOTAL OPERATING REVENUES	79,826,403	77,494,054	74,521,929	61,062,432	76,214,253	-2.9%	76,203,795	-1.7%
EXCESS OF REV OVER/UNDER EXP	2,700,556	3,472,701	5,548,458	-	(395,956)	28.6%	5,996,241	72.7%
** NON-OPERATING REVENUE	2,700,556	3,472,701	5,548,458	-	(395,956)	28.6%	5,996,241	72.7%
TOTAL GENERAL FUND	<u>\$ 82,526,959</u>	<u>\$ 80,966,755</u>	<u>\$ 80,070,387</u>	<u>\$ 61,062,432</u>	<u>\$ 75,818,297</u>	-1.9%	<u>\$ 82,200,036</u>	1.5%

GENERAL FUND

OPERATING EXPENDITURES AND TRANSFERS

**CITY OF LAKE CHARLES
FISCAL YEAR 2020 – 2021 ANNUAL BUDGET**

FUND: 001 GENERAL FUND
DEPARTMENT: 01 GENERAL GOVERNMENT
DIVISION:

GOAL MISSION STATEMENT:

To enhance the quality of life for our citizens, our neighbors, and visitors and to provide a foundation for the growth and prosperity of future generations by providing community services and facilitating orderly growth and development.

FUNCTION DESCRIPTION:

General Government Department is comprised of the executive, legislative and judicial branches of the governmental body of the City of Lake Charles.

General Government Department Divisions:

- Mayor's Office
- City Council
- City Marshal
- City Court
- Legal Services

AUTHORIZED PERSONNEL:

Total Personnel Count	Actual Fiscal Year 2018 - 2019	Adopted Budget 2019 - 2020	Adjusted Budget 2019 - 2020	Budget 2020 - 2021
Full-Time	40	41	41	41
Part-Time	13	11	11	11

**CITY OF LAKE CHARLES
FISCAL YEAR 2020 - 2021 ANNUAL BUDGET**

Department / Division	Actual Fiscal Year 2018 - 2019	Adopted Budget 2019 - 2020	Amended Budget 2019 - 2020	Y-T-D FY 2020 7/31/2020	Projected Expenditures FY 2020	% Change Adopted '20 from Actual '19	Budget 2020 - 2021	% Change Adopted '20 to '21 Budget
FUND: 001 GENERAL FUND								
DEPT: 01 GENERAL GOVERNMENT								
Salaries/ Wages/ OT	\$ 1,979,894	\$ 2,074,400	\$ 2,075,400	\$ 1,643,408	\$ 2,033,892	4.8%	\$ 2,110,200	1.7%
Fringe Benefits	761,436	839,250	836,650	666,859	828,284	10.2%	957,600	14.1%
General Operating Services	111,824	138,000	116,675	67,854	87,506	23.4%	116,200	-15.8%
Insurance - Property, AL, GL, WC	178,348	220,710	221,210	163,862	221,210	23.8%	221,710	0.5%
Maintenance & Rentals	51,485	56,050	59,794	42,026	57,402	8.9%	54,950	-2.0%
Utilities	52,123	67,900	67,900	39,068	64,505	30.3%	61,500	-9.4%
Contractual Services & Projects	11,887	25,000	49,160	18,522	36,870	110.3%	49,000	96.0%
General Supplies	25,057	35,350	34,150	16,835	27,320	41.1%	34,150	-3.4%
Automotive Supplies & Gasoline	26,359	26,200	26,200	17,375	20,960	-0.6%	28,150	7.4%
Materials & Equipment	22,580	21,100	19,521	5,104	15,617	-6.6%	24,600	16.6%
Special Current Charges	308,424	282,550	279,850	248,493	271,455	-8.4%	331,950	17.5%
GENERAL GOVERNMENT DEPT	<u>\$ 3,529,417</u>	<u>\$ 3,786,510</u>	<u>\$ 3,786,510</u>	<u>\$ 2,929,406</u>	<u>\$ 3,665,020</u>	7.3%	<u>\$ 3,990,010</u>	5.4%

**CITY OF LAKE CHARLES
FISCAL YEAR 2020 – 2021 ANNUAL BUDGET**

**FUND: 001 GENERAL FUND
DEPARTMENT: 01 GENERAL GOVERNMENT
DIVISION: 01 MAYOR'S OFFICE**

GOAL MISSION STATEMENT:

To work with the City Council to carry out policy direction for the City of Lake Charles and enforce all laws and ordinances of the City of Lake Charles.

FUNCTION DESCRIPTION:

The Mayor's Office Division provides for the operating costs of the Office of the Mayor. It includes support personnel and is the administrative branch of government under the direction and supervision of the Mayor. This division is to provide policy making and support services on a day-by-day basis as necessary for the overall management of City operations. It serves as the focal point for information about the City and its activities. Other functions include attending meetings, delivering proclamations, coordinating special projects and initiatives and providing accurate information to the news media. The Mayor, as head of the executive branch, is responsible for proposing policies regarding levels of City services and for communicating these policies to the City Council and Department Heads.

This division also oversees numerous Initiatives and Commissions. Initiatives that began with the new administration starting July 1, 2017 are: Partners in Parks, Teen Connection, Love Your City, Community Connection, and Mayor's Mentoring Award. Commissions include: Mayor's Armed Forces Commission; Mayor's Youth Partnership; Team Green/Keep Greater Lake Charles Beautiful; Inclusion, Diversity, Equity, and Awareness Council (IDEA); Planning & Zoning Commission; Historic Preservation Commission; Downtown Development Authority; and the Alcohol Review Board. Some commissions are facilitated through other departments with oversight by a Mayor's Office representative.

DEMAND PERFORMANCE INDICATORS:

Description	2018 - 2019 Actual	2019 - 2020 Estimated	2020 - 2021 Estimated
Mayor's Action Line	948	450	650
Mayor's Initiatives	4	5	5
Mayor's Commissions	10	10	10

AUTHORIZED PERSONNEL:

Total Personnel Count	Actual Fiscal Year 2018 - 2019	Adopted Budget 2019 - 2020	Adjusted Budget 2019 - 2020	Budget 2020 - 2021
Full-Time	5	5	5	5

**CITY OF LAKE CHARLES
FISCAL YEAR 2020 - 2021 ANNUAL BUDGET**

Department / Division	Actual Fiscal Year 2018 - 2019	Adopted Budget 2019 - 2020	Adjusted Budget 2019 - 2020	Y-T-D FY 2020 7/31/2020	% Change Adopted '20 from Actual '19	Budget 2020 - 2021	% Change Adopted '20 to '21 Budget
FUND: 001 GENERAL FUND							
DEPT: 01 GENERAL GOVERNMENT							
DIV: 01 MAYOR'S OFFICE							
Salaries/ Wages/ OT	\$ 453,908	\$ 486,800	\$ 486,800	\$ 370,367	7.2%	\$ 473,100	-2.8%
Fringe Benefits	140,358	152,900	152,900	117,868	8.9%	166,700	9.0%
General Operating Services	7,064	13,500	13,500	3,520	91.1%	13,500	0.0%
Insurance - Property, AL, GL, WC	48,408	3,025	3,025	2,268	-93.8%	3,025	0.0%
Maintenance & Rentals	3,058	4,450	4,450	476	45.5%	4,450	0.0%
Utilities	4,674	7,000	7,000	3,400	49.8%	6,000	-14.3%
Contractual Services & Projects	-	10,000	10,000	-	N/A	10,000	0.0%
General Supplies	6,280	11,200	11,200	4,130	78.3%	11,200	0.0%
Automotive Supplies & Gasoline	569	1,200	1,200	737	110.9%	1,150	-4.2%
Materials & Equipment	8,226	8,500	8,500	500	3.3%	10,500	23.5%
Special Current Charges	105	200	200	-	90.5%	200	0.0%
MAYOR'S OFFICE	\$ 672,650	\$ 698,775	\$ 698,775	\$ 503,266	3.9%	\$ 699,825	0.2%

**CITY OF LAKE CHARLES
FISCAL YEAR 2020 – 2021 ANNUAL BUDGET**

FUND: 001 GENERAL FUND
DEPARTMENT: 01 GENERAL GOVERNMENT
DIVISION: 02 CITY COUNCIL

GOAL MISSION STATEMENT:

To serve as the legislative arm of the City. The City Council is here to serve the citizens of Lake Charles. The Council is divided into districts with representatives for each district who come together and meet on the 1st and 3rd Wednesday of every month. Agenda meetings are held on the Tuesday of the week prior to the regular City Council meeting.

FUNCTION DESCRIPTION:

The City Council conducts the legislative business of the City which includes ordinances and resolutions (City departments to make recommendations to full council). The Division provides for the operational costs of the City Council, including the Office of the Clerk of Council. There are two agenda meetings and two regular City Council meetings per month.

DEMAND PERFORMANCE INDICATORS:

Description	2018 – 2019 Actual	2019 - 2020 Estimated	2020 - 2021 Estimated
Agenda Factsheets	454	475	480
Ordinances adopted	236	300	300
Resolutions adopted	174	275	200
Request to Appear Forms	0	2	2

AUTHORIZED PERSONNEL:

Total Personnel Count	Actual Fiscal Year 2018 - 2019	Adopted Budget 2019 - 2020	Adjusted Budget 2019 - 2020	Budget 2020 - 2021
Full-Time	1	1	1	1
Part-Time	8	7	7	7

**CITY OF LAKE CHARLES
FISCAL YEAR 2020 - 2021 ANNUAL BUDGET**

<u>Department / Division</u>	<u>Actual Fiscal Year 2018 - 2019</u>	<u>Adopted Budget 2019 - 2020</u>	<u>Adjusted Budget 2019 - 2020</u>	<u>Y-T-D FY 2020 7/31/2020</u>	<u>% Change Adopted '20 from Actual '19</u>	<u>Budget 2020 - 2021</u>	<u>% Change Adopted '20 to '21 Budget</u>
FUND: 001 GENERAL FUND							
DEPT: 01 GENERAL GOVERNMENT							
DIV: 02 CITY COUNCIL							
Salaries/ Wages/ OT	\$ 201,294	\$ 216,600	\$ 216,600	\$ 172,292	7.6%	\$ 212,900	-1.7%
Fringe Benefits	78,461	97,400	97,400	69,406	24.1%	104,900	7.7%
General Operating Services	26,523	34,900	34,900	16,978	31.6%	33,700	-3.4%
Insurance - Property, AL, GL, WC	7,366	1,250	1,250	939	-83.0%	1,250	0.0%
Maintenance & Rentals	10,351	11,500	12,200	9,889	11.1%	12,500	8.7%
Utilities	4,149	5,000	5,000	2,662	20.5%	5,000	0.0%
Contractual Services & Projects	-	500	500	-	N/A	500	0.0%
General Supplies	1,253	2,700	2,000	410	115.5%	2,700	0.0%
Materials & Equipment	4,036	4,200	4,200	-	4.1%	4,700	11.9%
Special Current Charges	-	-	-	-	N/A	300	N/A
CITY COUNCIL	\$ 333,433	\$ 374,050	\$ 374,050	\$ 272,576	12.2%	\$ 378,450	1.2%

**CITY OF LAKE CHARLES
FISCAL YEAR 2020 – 2021 ANNUAL BUDGET**

FUND: 001 GENERAL FUND
DEPARTMENT: 01 GENERAL GOVERNMENT
DIVISION: 03 CITY MARSHAL

GOAL MISSION STATEMENT:

To execute the orders and mandates of the Lake Charles City Court.

FUNCTION DESCRIPTION:

The City Marshal Division provides for the Marshal's Office operational costs which are funded by the City's General Fund. This includes personnel costs for deputies and a portion for the elected Ward Three Marshal as provided by law. This Office is a part of the judicial system and operates in conjunction with Lake Charles City Court. This is the enforcement officer of the Court, and the duties include service of papers, garnishments, and warrants.

Although legally separate, the Marshal's Office is fiscally dependent upon the City, and therefore, is included as a Component Unit in the City's Comprehensive Annual Financial Reports (CAFR). The information included in the CAFR is obtained from the Marshal's Office's separately audited financial statement.

DEMAND PERFORMANCE INDICATORS:

Description	2018 - 2019 Actual	2019 - 2020 Estimated	2020 - 2021 Estimated
Warrants cleared	3,801	3,106	3,322
Papers served	9,140	5,310	6,500
Garnishments processed	2,113	1,770	1,960

*This does not include condemnation letters and other documents served for City Hall.

AUTHORIZED PERSONNEL:

Total Personnel Count	Actual Fiscal Year 2018 - 2019	Adopted Budget 2019 - 2020	Adjusted Budget 2019 - 2020	Budget 2020 - 2021
Full-Time	12	12	12	12

**CITY OF LAKE CHARLES
FISCAL YEAR 2020 - 2021 ANNUAL BUDGET**

<u>Department / Division</u>	<u>Actual Fiscal Year 2018 - 2019</u>	<u>Adopted Budget 2019 - 2020</u>	<u>Adjusted Budget 2019 - 2020</u>	<u>Y-T-D FY 2020 7/31/2020</u>	<u>% Change Adopted '20 from Actual '19</u>	<u>Budget 2020 - 2021</u>	<u>% Change Adopted '20 to '21 Budget</u>
FUND: 001 GENERAL FUND							
DEPT 01: GENERAL GOVERNMENT							
DIV: 03 CITY MARSHAL							
Salaries/ Wages/ OT	\$ 423,564	\$ 441,300	\$ 442,300	\$ 365,365	4.2%	\$ 455,000	3.1%
Fringe Benefits	161,530	172,300	172,300	150,249	6.7%	207,700	20.5%
General Operating Services	1,999	2,400	2,400	1,538	20.1%	2,400	0.0%
Insurance - Property, AL, GL, WC	64,560	172,975	172,975	129,093	167.9%	172,975	0.0%
Utilities	349	800	800	275	129.2%	500	-37.5%
Contractual Services & Projects	4,800	5,000	4,960	4,800	4.2%	5,000	0.0%
General Supplies	-	500	500	-	N/A	500	0.0%
Automotive Supplies & Gasoline	25,790	25,000	25,000	16,638	-3.1%	27,000	8.0%
Materials & Equipment	-	3,000	2,040	2,040	N/A	5,000	66.7%
Special Current Charges	14,379	18,500	18,500	14,334	28.7%	18,500	0.0%
CITY MARSHAL	<u>\$ 696,971</u>	<u>\$ 841,775</u>	<u>\$ 841,775</u>	<u>\$ 684,332</u>	20.8%	<u>\$ 894,575</u>	6.3%

**CITY OF LAKE CHARLES
FISCAL YEAR 2020 – 2021 ANNUAL BUDGET**

**FUND: 001 GENERAL FUND
DEPARTMENT: 01 GENERAL GOVERNMENT
DIVISION: 04 CITY COURT**

GOAL MISSION STATEMENT:

To provide courteous and efficient judicial service to the citizens of Lake Charles and Calcasieu Parish.

FUNCTION DESCRIPTION:

The City Court Division provides for the division's operational costs funded through the City's General Fund, including personnel costs of court clerks, deputies, and a portion of elected City Judges' compensation. Civil Court is held on Monday, Tuesday, and Thursday of each week. The following types of suits/claims within its \$25,000 jurisdictional limits and within the confines of Ward 3 are evictions, damage claims, note agreements, executor process, wage, redhibition, contracts and overdrafts/NS. Traffic/criminal arraignments and trials for matters within the City of Lake Charles are handled on Mondays and Tuesdays. Some juvenile traffic arraignments are handled on Wednesdays. Traffic/criminal arraignments and trials for some matters within the confines of Ward 3 are handled on Wednesdays and on Fridays. The criminal jurisdiction of Lake Charles City Court is limited to the trial of offenses committed within their respective territorial jurisdictions which are not punishable by imprisonment by hard labor. Lake Charles City Court Judges may also require bonds to keep the peace; issue warrants of arrest; examine, commit and admit to bail and discharge; and hold preliminary examinations in all cases not capital.

Although legally separate, the City Court is fiscally dependent upon the City, and therefore, is included as a Component Unit in the City's Comprehensive Annual Financial Report (CAFR). The information included in the CAFR is obtained from the City Court's separately audited financial statement.

DEMAND PERFORMANCE INDICATORS:

Description	2018 - 2019 Actual	2019 - 2020 Estimated	2020 - 2021 Estimated
Civil cases filed/disposed	4,033 / 3,177	4,310 / 3,195	4,125 / 3,110
Criminal cases filed/disposed	3,964 / 3,966	3,074 / 3,470	2,851 / 3,123
Traffic cases filed/disposed	8,484 / 7,300	9,319 / 7,069	8,962 / 7,569
Juvenile cases filed/disposed	37 / 26	162 / 87	150 / 65

AUTHORIZED PERSONNEL:

Total Personnel Count	Actual Fiscal Year 2018 - 2019	Adopted Budget 2019 - 2020	Adjusted Budget 2019 - 2020	Budget 2020 - 2021
Full-Time	16	16	16	16
Part-Time	2	2	2	2

**CITY OF LAKE CHARLES
FISCAL YEAR 2020 - 2021 ANNUAL BUDGET**

Department / Division	Actual Fiscal Year 2018 - 2019	Adopted Budget 2019 - 2020	Adjusted Budget 2019 - 2020	Y-T-D FY 2020 7/31/2020	% Change Adopted '20 from Actual '19	Budget 2020 - 2021	% Change Adopted '20 to '21 Budget
FUND: 001 GENERAL FUND							
DEPT: 01 GENERAL GOVERNMENT							
DIV: 04 CITY COURT							
Salaries/ Wages/ OT	\$ 578,860	\$ 587,700	\$ 587,700	\$ 460,934	1.5%	\$ 622,900	6.0%
Fringe Benefits	261,890	279,750	279,750	222,030	6.8%	328,500	17.4%
General Operating Services	49,743	57,500	32,075	20,156	15.6%	28,900	-49.7%
Insurance - Property, AL, GL, WC	38,370	40,035	40,535	28,994	4.3%	41,035	2.5%
Maintenance & Rentals	33,255	36,000	37,844	30,231	8.3%	34,500	-4.2%
Utilities	41,986	53,300	53,300	31,522	26.9%	48,300	-9.4%
Contractual Services & Projects	7,087	9,500	33,700	13,722	34.0%	33,500	252.6%
General Supplies	13,079	15,300	14,800	10,218	17.0%	15,600	2.0%
Materials & Equipment	5,713	5,000	4,381	2,564	-12.5%	4,000	-20.0%
Special Current Charges	46,812	20,550	20,550	9,362	-56.1%	25,650	24.8%
CITY COURT	<u>\$ 1,076,795</u>	<u>\$ 1,104,635</u>	<u>\$ 1,104,635</u>	<u>\$ 829,733</u>	2.6%	<u>\$ 1,182,885</u>	7.1%

**CITY OF LAKE CHARLES
FISCAL YEAR 2020 – 2021 ANNUAL BUDGET**

FUND: 001 GENERAL FUND
DEPARTMENT: 01 GENERAL GOVERNMENT
DIVISION: 05 LEGAL SERVICES

GOAL MISSION STATEMENT:

To provide legal advice to the Mayor, City Council, and all the officers, departments, boards and agencies of the City.

FUNCTION DESCRIPTION:

This division includes the function of the City Attorney’s and City Prosecutor’s Offices and their support staff. In addition to general legal services, the City Attorney’s Office also supervises the defense of any claims by outside counsel against the City, including those accounted for by the Risk Management Fund. The head of this division is the City Attorney who supervises the conduct of the legal affairs of the City. The functions also include the handling of all legal instruments; representing the City in litigation; preparing ordinances upon the request of the Mayor or City Council members; providing legal advice concerning the affairs of the City when requested by the Mayor or City Council members; rendering written opinions as to the legality of all contracts, franchises and other legal instruments.

DEMAND PERFORMANCE INDICATORS:

Description	2018 - 2019 Actual	2019 - 2020 Estimated	2020 – 2021 Estimated
Requests for legal action	82	90	90
Administrative Hearing Cases	54	150	250
Public Records Requests *	152	350	350

* This includes requests that are received or forwarded to the Legal Department; other departments, such as the Lake Charles City Police, may be processed within their department.

AUTHORIZED PERSONNEL:

Total Personnel Count	Actual Fiscal Year 2018 - 2019	Adopted Budget 2019 - 2020	Adjusted Budget 2019 - 2020	Budget 2020 - 2021
Full-Time	6	7	7	7
Part-Time	3	2	2	2

**CITY OF LAKE CHARLES
FISCAL YEAR 2020 - 2021 ANNUAL BUDGET**

Department / Division	Actual Fiscal Year 2018 - 2019	Adopted Budget 2019 - 2020	Adjusted Budget 2019 - 2020	Y-T-D FY 2020 7/31/2020	% Change Adopted '20 from Actual '19	Budget 2020 - 2021	% Change Adopted '20 to '21 Budget
FUND: 001 GENERAL FUND							
DEPT: 01 GENERAL GOVERNMENT							
DIV: 05 LEGAL SERVICES							
Salaries/ Wages/ OT	\$ 322,270	\$ 342,000	\$ 342,000	\$ 274,450	6.1%	\$ 346,300	1.3%
Fringe Benefits	119,197	136,900	134,300	107,306	14.9%	149,800	9.4%
General Operating Services	26,495	29,700	33,800	25,662	12.1%	37,700	26.9%
Insurance - Property, AL, GL, WC	19,644	3,425	3,425	2,568	-82.6%	3,425	0.0%
Maintenance & Rentals	4,821	4,100	5,300	1,430	-15.0%	3,500	-14.6%
Utilities	965	1,800	1,800	1,209	86.5%	1,700	-5.6%
General Supplies	4,445	5,650	5,650	2,077	27.1%	4,150	-26.5%
Materials & Equipment	4,605	400	400	-	-91.3%	400	0.0%
Special Current Charges	247,126	243,300	240,600	224,797	-1.5%	287,300	18.1%
LEGAL SERVICES	<u>749,568</u>	<u>767,275</u>	<u>767,275</u>	<u>639,499</u>	2.4%	<u>834,275</u>	8.7%
GENERAL GOVERNMENT	<u>\$ 3,529,417</u>	<u>\$ 3,786,510</u>	<u>\$ 3,786,510</u>	<u>\$ 2,929,406</u>	7.3%	<u>\$ 3,990,010</u>	5.4%

**CITY OF LAKE CHARLES
FISCAL YEAR 2020 – 2021 ANNUAL BUDGET**

**FUND: 001 GENERAL FUND
DEPARTMENT: 02 FINANCE
DIVISION:**

GOAL MISSION STATEMENT:

To provide fair and responsible stewardship of City resources and related support to other City operations, for both the present and future benefit of the public. To provide reliable, transparent financial reports and disclosures to City official, other financial institutes, rating agencies and the citizens of Lake Charles.

FUNCTION DESCRIPTION:

The Director of Finance supervises the Accounting, Purchasing, Print Shop, Water Billing, and Information Technology Divisions of the City.

Finance Department Divisions:

- Administration Services
- Accounting
- Purchasing

The Finance Department has received the Government Finance Officers Association Certificate of Achievement in Financial Reporting for the past 32 years and has received the Association’s Distinguished Budget Presentation Award for the past seven years.

The City issued bonds in 2017 with an S&P Global Rating assignment of “AA-/Stable” which indicates the financial stability and prudent financial practices of the City of Lake Charles.

AUTHORIZED PERSONNEL:

Total Personnel Count	Actual Fiscal Year 2018 - 2019	Adopted Budget 2019 - 2020	Adjusted Budget 2019 - 2020	Budget 2020 - 2021
Full-Time	18	18	18	18

**CITY OF LAKE CHARLES
FISCAL YEAR 2020 - 2021 ANNUAL BUDGET**

<u>Department / Division</u>	<u>Actual Fiscal Year 2018 - 2019</u>	<u>Adopted Budget 2019 - 2020</u>	<u>Amended Budget 2019 - 2020</u>	<u>Y-T-D FY 2020 7/31/2020</u>	<u>Projected Expenditures FY 2020</u>	<u>% Change Adopted '20 from Actual '19</u>	<u>Budget 2020 - 2021</u>	<u>% Change Adopted '20 to '21 Budget</u>
FUND: 001 GENERAL FUND								
DEPT: 02 FINANCE								
Salaries/ Wages/ OT	\$ 896,045	\$ 956,500	\$ 956,500	\$ 761,496	\$ 937,370	6.7%	\$ 967,900	1.2%
Fringe Benefits	335,537	366,960	366,660	283,346	359,327	9.4%	398,860	8.7%
General Operating Services	34,095	42,200	42,050	27,528	37,845	23.8%	43,900	4.0%
Insurance - Property, AL, GL, WC	42,210	26,345	26,345	16,847	26,345	-37.6%	24,345	-7.6%
Maintenance & Rentals	5,261	5,900	7,400	2,328	5,920	12.1%	7,800	32.2%
Utilities	4,379	5,200	5,200	3,642	4,680	18.7%	5,500	5.8%
Contractual Services & Projects	53,959	56,000	53,920	38,709	51,224	3.8%	66,000	17.9%
General Supplies	16,596	19,575	19,705	11,881	17,735	18.0%	19,530	-0.2%
Materials & Equipment	15,068	9,900	10,800	6,098	7,560	-34.3%	9,600	-3.0%
Special Current Charges	471,887	606,400	606,400	399,614	485,120	28.5%	606,400	0.0%
FINANCE DEPARTMENT	\$ 1,875,037	\$ 2,094,980	\$ 2,094,980	\$ 1,551,489	\$ 1,933,125	11.7%	\$ 2,149,835	2.6%

**CITY OF LAKE CHARLES
FISCAL YEAR 2020 – 2021 ANNUAL BUDGET**

**FUND: 001 GENERAL FUND
DEPARTMENT: 02 FINANCE
DIVISION: 01 ADMINISTRATION SERVICES**

GOAL MISSION STATEMENT:

To provide fair and responsible stewardship of City resources and related support to other City operations, for both the present and future benefit of the public.

FUNCTION DESCRIPTION:

This division provides for the general management and supervision, budget administration, asset management, and related functions not specifically assigned to other divisions within this department. The Director of Finance is charged with custody of City funds, integrity of financial statements, accounting systems, collection and disbursements of all monies, procurement of property, safeguarding of assets, computer operations and preparation of the annual budget. Further, the responsibilities include debt administration, cash management and investing; inventory and fixed asset control; internal control system; coordinating the annual audit; bond sales; and supervision of division operations; collection of all taxes, license and permit fees and all other monies due the City; negotiate agreements subject to Council approval with depository banks; procure all real and personal property, materials, supplies and services required by the City; maintain perpetual inventory; account for and manage all property, real and personal owned by the City; maintain and supervise all accounts for all funds, operating, capital, trust or otherwise; permit no expenditure except on proper authorization in accordance with Charter, applicable state law or Council ordinance; prepare and execute under the supervision of the Mayor or Administrative Officer, the operating and capital budgets of the City; prepare and issue all checks of the City; provide such information pertaining to fiscal matters as requested by the Mayor or Council; do and perform such other actions as may be directed by the Mayor or the terms of the Charter.

DEMAND PERFORMANCE INDICATORS:

Description	2018 – 2019 Actual	2019 - 2020 Estimated	2020 - 2021 Estimated
Annual budget	1	1	1
Budget amendments	2	5	5
CAFR (annual financial statements)	1	1	1
Bond issues	0	0	0

AUTHORIZED PERSONNEL:

Total Personnel Count	Actual Fiscal Year 2018 - 2019	Adopted Budget 2019 - 2020	Adjusted Budget 2019 - 2020	Budget 2020 - 2021
Full-Time	3	3	3	3

**CITY OF LAKE CHARLES
FISCAL YEAR 2020 - 2021 ANNUAL BUDGET**

Department / Division	Actual Fiscal Year 2018 - 2019	Adopted Budget 2019 - 2020	Adjusted Budget 2019 - 2020	Y-T-D FY 2020 7/31/2020	% Change Adopted '20 from Actual '19	Budget 2020 - 2021	% Change Adopted '20 to '21 Budget
FUND: 001 GENERAL FUND							
DEPT: 02 FINANCE							
DIV: 01 ADMINISTRATION SERVICES							
Salaries/ Wages/ OT	\$ 248,263	\$ 255,800	\$ 255,800	\$ 210,756	3.0%	\$ 261,200	2.1%
Fringe Benefits	80,171	87,600	87,600	68,318	9.3%	95,500	9.0%
General Operating Services	6,255	6,700	6,700	3,808	7.1%	7,500	11.9%
Insurance - Property, AL, GL, WC	9,334	5,870	5,870	1,490	-37.1%	3,870	-34.1%
Maintenance & Rentals	451	1,400	1,700	255	210.4%	1,300	-7.1%
Utilities	1,036	1,200	1,200	825	15.8%	1,500	25.0%
Contractual Services & Projects	47,438	45,000	45,000	38,709	-5.1%	55,000	22.2%
General Supplies	68	1,075	1,075	14	1480.9%	900	-16.3%
Materials & Equipment	4,786	2,300	2,000	-	-51.9%	2,000	-13.0%
Special Current Charges	5,072	20,200	20,200	1,235	298.3%	20,200	0.0%
ADMINISTRATION SERVICES	<u>\$ 402,874</u>	<u>\$ 427,145</u>	<u>\$ 427,145</u>	<u>\$ 325,410</u>	6.0%	<u>\$ 448,970</u>	5.1%

**CITY OF LAKE CHARLES
FISCAL YEAR 2020 – 2021 ANNUAL BUDGET**

**FUND: 001 GENERAL FUND
DEPARTMENT: 02 FINANCE
DIVISION: 02 ACCOUNTING**

GOAL MISSION STATEMENT:

To collect all revenue and manage all disbursements in a timely and efficient manner, ensure accurate and efficient accounting of all financial transactions, and provide customers with accurate, timely, and courteous service.

FUNCTION DESCRIPTION:

The Accounting function is a division of the Finance Department. The main responsibilities of the division are to maintain the general ledger accounts; process accounts receivable, accounts payable, and payroll; establish and monitor internal controls; account for all fixed assets and capital projects; process and maintain occupational licenses within the City limits; oversee and provide support services to the Alcohol Review Board, a Mayor appointed five-member Board, in reviewing applications for permits for the sale and distribution of alcoholic beverages; oversee and provide assistance in grants management and reporting; assist in the preparation of the City's financial statements in accordance with Generally Accepted Accounting Principles (GAAP); monitor debt service, bond payments and other long-term liabilities; and assist in the preparation of the City's yearly budget.

DEMAND PERFORMANCE INDICATORS:

Description	2018 – 2019 Actual	2019 – 2020 Estimated	2020 – 2021 Estimated
Accounts payable checks issued	11,622	12,686	15,600
Payroll checks issued/direct deposits	1,412/24,676	376/24,539	380/24,900
Occupational licenses processed	5,288	5,604	5,884
Accounts Receivable invoices processed	1,971	1,092	1,146
Capital Projects managed	77	78	71
Number of New Applicants for Alcohol Licenses	32	28	30

AUTHORIZED PERSONNEL:

Total Personnel Count	Actual Fiscal Year 2018 - 2019	Adopted Budget 2019 - 2020	Adjusted Budget 2019 - 2020	Budget 2020 - 2021
Full-Time	10	10	10	10

**CITY OF LAKE CHARLES
FISCAL YEAR 2020 - 2021 ANNUAL BUDGET**

Department / Division	Actual Fiscal Year 2018 - 2019	Adopted Budget 2019 - 2020	Adjusted Budget 2019 - 2020	Y-T-D FY 2020 7/31/2020	% Change Adopted '20 from Actual '19	Budget 2020 - 2021	% Change Adopted '20 to '21 Budget
FUND: 001 GENERAL FUND							
DEPT: 02 FINANCE							
DIV: 02 ACCOUNTING							
Salaries/ Wages/ OT	\$ 453,628	\$ 494,500	\$ 494,500	\$ 388,898	9.0%	\$ 500,500	1.2%
Fringe Benefits	171,914	188,860	188,860	145,295	9.9%	204,660	8.4%
General Operating Services	24,799	31,100	30,600	21,463	25.4%	32,500	4.5%
Insurance - Property, AL, GL, WC	22,569	2,960	2,960	2,220	-86.9%	2,960	0.0%
Maintenance & Rentals	4,359	3,500	3,500	1,761	-19.7%	5,500	57.1%
Utilities	2,399	3,000	3,000	2,024	25.1%	3,000	0.0%
Contractual Services & Projects	4,396	7,000	6,300	-	59.2%	7,000	0.0%
General Supplies	13,734	15,350	15,350	10,584	11.8%	15,350	0.0%
Materials & Equipment	5,924	5,500	6,700	5,958	-7.2%	5,500	0.0%
Special Current Charges	466,727	586,000	586,000	398,379	25.6%	586,000	0.0%
ACCOUNTING	<u>\$ 1,170,449</u>	<u>\$ 1,337,770</u>	<u>\$ 1,337,770</u>	<u>\$ 976,582</u>	14.3%	<u>\$ 1,362,970</u>	1.9%

**CITY OF LAKE CHARLES
FISCAL YEAR 2020 – 2021 ANNUAL BUDGET**

**FUND: 001 GENERAL FUND
DEPARTMENT: 02 FINANCE
DIVISION: 03 PURCHASING**

GOAL MISSION STATEMENT:

To provide efficient and responsive procurement practices while providing quality service through teamwork and communication with City departments, divisions, and vendors. The Purchasing Division is dedicated to providing the City with the most effective and efficient centralized means for procuring quality goods and services in an economical and timely manner, while staying within the laws and regulations of the State of Louisiana and the City of Lake Charles.

FUNCTION DESCRIPTION:

The Purchasing Division provides direction and support in identifying sources capable of providing a continuous supply of goods and services in a quality and cost efficient manner. The division works closely with the Disadvantaged Business Enterprise-Small Business Opportunity Program to encourage the growth of small businesses owned and operated by socially or economically disadvantaged persons. The division's functions include processing departmental and divisional requisitions for goods and services; processing invoices for payment; processing telephone and other communication needs; soliciting and analyzing bids consistent with good purchasing policies and in accordance with applicable state and local laws and policies; maintaining purchasing card program; maintaining electronic bid process; maintaining procurement document imaging system; disposal of surplus property; providing centralized procurement of services for all City departments under the direction of the Purchasing Manager; purchasing all materials and services for the City in accordance with applicable state and local laws, policies and requirements; assisting in maintaining related delivery and payment records.

DEMAND PERFORMANCE INDICATORS:

Description	2018 – 2019 Actual	2019 – 2020 Estimated	2020 - 2021 Estimated
Purchase orders processed	4,500	3,000	3,000
Processed requisitions	2,889	2,800	2,500
Sent out RFP*/public/in house bids	42	45	45

* In 2018 - 2019 13 State of Louisiana contracts and 6 piggyback contracts were utilized in lieu of city issued bids and Request for Proposals.

AUTHORIZED PERSONNEL:

Total Personnel Count	Actual Fiscal Year 2018 - 2019	Adopted Budget 2019 - 2020	Adjusted Budget 2019 - 2020	Budget 2020 - 2021
Full-Time	5	5	5	5

**CITY OF LAKE CHARLES
FISCAL YEAR 2020 - 2021 ANNUAL BUDGET**

Department / Division	Actual Fiscal Year 2018 - 2019	Adopted Budget 2019 - 2020	Adjusted Budget 2019 - 2020	Y-T-D FY 2020 7/31/2020	% Change Adopted '20 from Actual '19	Budget 2020 - 2021	% Change Adopted '20 to '21 Budget
FUND: 001 GENERAL FUND							
DEPT: 02 FINANCE							
DIV: 03 PURCHASING							
Salaries/ Wages/ OT	\$ 194,154	\$ 206,200	\$ 206,200	\$ 161,842	6.2%	\$ 206,200	0.0%
Fringe Benefits	83,452	90,500	90,500	69,733	8.4%	98,700	9.1%
General Operating Services	3,041	4,400	4,450	2,257	44.7%	3,900	-11.4%
Insurance - Property, AL, GL, WC	10,307	17,515	17,515	13,137	69.9%	17,515	0.0%
Maintenance & Rentals	451	1,000	2,200	312	121.7%	1,000	0.0%
Utilities	944	1,000	1,000	793	5.9%	1,000	0.0%
Contractual Services & Projects	2,125	4,000	2,620	-	88.2%	4,000	0.0%
General Supplies	2,794	3,150	3,280	1,283	12.7%	3,280	4.1%
Materials & Equipment	4,358	2,100	2,100	140	-51.8%	2,100	0.0%
Special Current Charges	88	200	200	-	127.3%	200	0.0%
PURCHASING	<u>301,714</u>	<u>330,065</u>	<u>330,065</u>	<u>249,497</u>	9.4%	<u>337,895</u>	2.4%
FINANCE DEPARTMENT	<u>\$ 1,875,037</u>	<u>\$ 2,094,980</u>	<u>\$ 2,094,980</u>	<u>\$ 1,551,489</u>	11.7%	<u>\$ 2,149,835</u>	2.6%

**CITY OF LAKE CHARLES
FISCAL YEAR 2020 – 2021 ANNUAL BUDGET**

**FUND: 001 GENERAL FUND
DEPARTMENT: 03 HUMAN RESOURCES
DIVISION: 01 HUMAN RESOURCES ADMINISTRATION**

GOAL MISSION STATEMENT:

The Human Resources Department creates, encourages, and maintains a working environment that strives to promote a harmonious, high-performing, diverse work force to meet the City’s growing needs. Human Resources does this by being a knowledgeable, approachable, professional resource in providing quality services in the areas of employee relations, benefits, recruitment and retention, organizational development, compensation, and human resource information management. The Department develops and communicates sound policies and procedures that balance the needs of employees and the needs of the city while ensuring compliance with federal and state law. The Department provides strategic leadership, modeling excellence, honesty, integrity, and teamwork.

FUNCTION DESCRIPTION:

The Human Resources Department provides personnel administration, recruitment, and training services, maintains employment records, and administers the Personnel Policies and Employee Benefit Programs. In 2019 the Human Resources accomplished the following:

- Received and reviewed 1,016 employment Applications
- Filled 83 in house job postings
- Processed 385 New Hires
- Conducted training to State Ethics, New Supervisory Training, Diversity, Harassment and New Personnel Policies
- Handled 32 employee Investigations
- Passed DOT/FTA Federal Drug and Alcohol Testing Audit

DEMAND PERFORMANCE INDICATORS:

Description	2018 – 2019 Actual	2019 – 2020 Estimated	2020 - 2021 Estimated
Applications received	1,192	1,016	1,000
New hires	438	385	340

AUTHORIZED PERSONNEL:

Total Personnel Count	Actual Fiscal Year 2018 - 2019	Adopted Budget 2019 - 2020	Adjusted Budget 2019 - 2020	Budget 2020 - 2021
Full-Time	4	4	4	4
Part-Time	1	1	1	1

**CITY OF LAKE CHARLES
FISCAL YEAR 2020 - 2021 ANNUAL BUDGET**

Department / Division	Actual Fiscal Year 2018 - 2019	Adopted Budget 2019 - 2020	Amended Budget 2019 - 2020	Y-T-D FY 2020 7/31/2020	Projected Expenditures FY 2020	% Change Adopted '20 from Actual '19	Budget 2020 - 2021	% Change Adopted '20 to '21 Budget
FUND: 001 GENERAL FUND								
DEPT: 03 HUMAN RESOURCES								
Salaries/ Wages/ OT	\$ 274,426	\$ 306,400	\$ 306,400	\$ 223,616	\$ 281,888	11.7%	\$ 296,180	-3.3%
Fringe Benefits	95,582	104,900	104,900	80,306	102,802	9.7%	113,200	7.9%
General Operating Services	6,495	13,800	13,800	6,911	9,660	112.5%	11,600	-15.9%
Insurance - Property, AL, GL, WC	12,467	1,525	1,525	1,143	1,525	-87.8%	1,525	0.0%
Maintenance & Rentals	2,652	4,450	5,650	445	2,825	67.8%	4,150	-6.7%
Utilities	1,328	2,500	2,500	1,071	1,500	88.3%	2,500	0.0%
Contractual Services & Projects	7,327	10,000	7,800	3,363	5,460	36.5%	8,000	-20.0%
General Supplies	8,081	11,100	11,100	5,748	9,435	37.4%	12,500	12.6%
Automotive Supplies & Gasoline	81	420	420	43	126	418.5%	400	-4.8%
Materials & Equipment	5,541	2,000	-	-	-	-63.9%	1,500	-25.0%
Special Current Charges	2,188	6,200	9,200	7,970	9,200	183.4%	10,200	64.5%
HUMAN RESOURCES DEPARTMENT	\$ 416,168	\$ 463,295	\$ 463,295	\$ 330,616	\$ 424,421	11.3%	\$ 461,755	-0.3%

**CITY OF LAKE CHARLES
FISCAL YEAR 2020 – 2021 ANNUAL BUDGET**

**FUND: 001 GENERAL FUND
DEPARTMENT: 04 FIRE DEPARTMENT
DIVISION:**

GOAL MISSION STATEMENT:

To preserve life, property and environment by responding to requests for assistance, both emergency and non-emergency situations. to be accomplished through training, public education, inspection, and quality assurance.

FUNCTION DESCRIPTION:

The functions of the overall Fire Department include fire prevention, fire extinguishments and salvage operations; inspections and recommendations concerning fire code; investigation of fires and their causes; conduct fire safety and prevention programs. The department performs fire suppression and prevention services within the City; it also provides fire protection services for Ward 3 of Calcasieu Parish through a joint services agreement with the Calcasieu Parish Police Jury.

Fire Department Divisions:

- Fire Administration
- Fire Suppression
- Cajun Country
- Fire Support (includes Fire Prevention, Fire Training, Fire Dispatch, Maintenance Divisions)

AUTHORIZED PERSONNEL:

Total Personnel Count	Actual Fiscal Year 2018 - 2019	Adopted Budget 2019 - 2020	Adjusted Budget 2019 - 2020	Budget 2020 - 2021
Full-Time	182	182	182	182

**CITY OF LAKE CHARLES
FISCAL YEAR 2020 - 2021 ANNUAL BUDGET**

Department / Division	Actual Fiscal Year 2018 - 2019	Adopted Budget 2019 - 2020	Amended Budget 2019 - 2020	Y-T-D FY 2020 7/31/2020	Projected Expenditures FY 2020	% Change Adopted '20 from Actual '19	Budget 2020 - 2021	% Change Adopted '20 to '21 Budget
FUND: 001 GENERAL FUND								
DEPT: 04 FIRE DEPARTMENT								
Salaries/ Wages	\$ 8,081,975	\$ 8,892,700	\$ 8,227,300	\$ 6,713,278	\$ 8,145,027	10.0%	\$ 8,962,700	0.8%
Overtime	2,308,997	1,260,000	2,121,600	1,778,253	2,230,253	-45.4%	1,260,000	0.0%
Retirement Contributions	2,251,250	2,707,800	2,620,600	1,977,780	2,406,440	20.3%	3,069,400	13.4%
Other Fringe Benefits	1,597,018	1,879,160	1,720,160	1,385,694	1,722,958	17.7%	1,984,800	5.6%
General Operating Services	6,054	23,550	24,550	17,729	23,323	289.0%	20,250	-14.0%
Insurance - Property, AL, GL, WC	1,160,211	744,520	744,520	560,322	744,520	-35.8%	744,520	0.0%
Maintenance & Rentals	256,980	381,900	437,400	271,342	371,790	48.6%	409,900	7.3%
Utilities	259,521	258,850	258,850	209,882	286,262	-0.3%	273,650	5.7%
Contractual Services & Projects	149,447	210,300	210,200	54,624	115,610	40.7%	200,100	-4.9%
General Supplies	102,082	132,400	131,400	81,567	111,690	29.7%	123,700	-6.6%
Automotive Supplies & Gasoline	245,600	258,700	258,700	158,692	206,960	5.3%	256,550	-0.8%
Materials & Equipment	306,274	336,500	330,100	144,967	297,090	9.9%	315,750	-6.2%
Major Acquisitions & Improvements	524,112	747,850	690,850	613,442	648,442	42.7%	1,332,000	78.1%
Special Current Charges	28,858	19,800	77,800	62,859	70,020	-31.4%	26,800	35.4%
FIRE DEPARTMENT	\$ 17,278,379	\$ 17,854,030	\$ 17,854,030	\$ 14,030,431	\$ 17,380,384	3.3%	\$ 18,980,120	6.3%

**CITY OF LAKE CHARLES
FISCAL YEAR 2020 – 2021 ANNUAL BUDGET**

**FUND: 001 GENERAL FUND
DEPARTMENT: 04 FIRE DEPARTMENT
DIVISION: 01 ADMINISTRATION**

GOAL MISSION STATEMENT:

To preserve life, property and environment by responding to requests for assistance, both emergency and non-emergency situations; to maintain a desirable ISO fire suppression rating*; all to be accomplished through training, public education, inspection, and quality assurance.

*ISO Rating: "ISO" stands for the Insurance Services Office, a private corporation that evaluates industries for insurance rating purposes. For the fire service, the ISO uses the Public Protection Classification (PPCTM) program, in which the ISO conducts periodic audits of every fire department in the United States on a constantly rotating basis, usually about every 10 years. Every audit results in a rating from 1 to 10 for the audited department; this is known as the department's PPC number. A rating of 1 is the best; 10 is the worst. Insurance companies use this rating to determine proper insurance rates for structures in the fire district. The current ISO rating for the City of Lake Charles is 2.

FUNCTION DESCRIPTION:

This division is the administration component of the Fire Department.

DEMAND PERFORMANCE INDICATORS:

Description	2018 – 2019 Actual	2019 – 2020 Estimated	2020 - 2021 Estimated
Fire reports	4,331	4,500	5,000

AUTHORIZED PERSONNEL:

Total Personnel Count	Actual Fiscal Year 2018 - 2019	Adopted Budget 2019 - 2020	Adjusted Budget 2019 - 2020	Budget 2020 - 2021
Full-Time	5	5	5	5

**CITY OF LAKE CHARLES
FISCAL YEAR 2020 - 2021 ANNUAL BUDGET**

Department / Division	Actual Fiscal Year 2018 - 2019	Adopted Budget 2019 - 2020	Adjusted Budget 2019 - 2020	Y-T-D FY 2020 7/31/2020	% Change Adopted '20 from Actual '19	Budget 2020 - 2021	% Change Adopted '20 to '21 Budget
FUND: 001 GENERAL FUND							
DEPT: 04 FIRE DEPARTMENT							
DIV: 01 ADMINISTRATION							
Salaries/ Wages/ OT	\$ 274,775	\$ 287,300	\$ 287,300	\$ 233,496	4.6%	\$ 292,600	1.8%
Fringe Benefits	119,373	140,300	140,300	81,483	17.5%	95,900	-31.6%
General Operating Services	2,733	19,000	19,000	14,683	595.2%	14,700	-22.6%
Insurance - Property, AL, GL, WC	-	28,705	28,705	21,528	N/A	28,705	0.0%
Maintenance & Rentals	5,853	5,000	3,300	723	-14.6%	3,300	-34.0%
Utilities	237,444	234,000	234,000	191,508	-1.5%	248,000	6.0%
Contractual Services & Projects	9,110	9,900	9,400	7,252	8.7%	9,200	-7.1%
General Supplies	-	300	300	(105)	N/A	100	-66.7%
Materials & Equipment	6,952	3,000	3,000	-	-56.8%	3,750	25.0%
Special Current Charges	95	300	300	35	215.8%	300	0.0%
FIRE ADMINISTRATION	\$ 656,335	\$ 727,805	\$ 725,605	\$ 550,603	10.9%	\$ 696,555	-4.3%

**CITY OF LAKE CHARLES
FISCAL YEAR 2020 – 2021 ANNUAL BUDGET**

**FUND: 001 GENERAL FUND
DEPARTMENT: 04 FIRE DEPARTMENT
DIVISION: 02 FIRE SUPPRESSION**

GOAL MISSION STATEMENT:

To preserve life, property and environment by responding to requests for assistance, both emergency and non-emergency situations, to be accomplished through training, public education, inspection, and quality assurance.

FUNCTION DESCRIPTION:

This is the largest division in the Fire Department. The employees are qualified to control and extinguish fires, respond to hazardous material emergencies, provide high quality first responder service, and quickly act in response to life threatening situations. They respond to hundreds of extrications and thousands of emergency line calls a year. They support and maintain a safe, healthy, well-trained, and high performing workforce to better serve the Lake Charles community.

DEMAND PERFORMANCE INDICATORS:

Description	2018 – 2019 Actual	2019 – 2020 Estimated	2020 - 2021 Estimated
Calls for service	4,331	4,500	5,000

AUTHORIZED PERSONNEL:

Total Personnel Count	Actual Fiscal Year 2018 - 2019	Adopted Budget 2019 - 2020	Adjusted Budget 2019 - 2020	Budget 2020 - 2021
Full-Time	161	161	161	161

**CITY OF LAKE CHARLES
FISCAL YEAR 2020 - 2021 ANNUAL BUDGET**

Department / Division	Actual Fiscal Year 2018 - 2019	Adopted Budget 2019 - 2020	Adjusted Budget 2019 - 2020	Y-T-D FY 2020 7/31/2020	% Change Adopted '20 from Actual '19	Budget 2020 - 2021	% Change Adopted '20 to '21 Budget
FUND: 001 GENERAL FUND							
DEPT: 04 FIRE DEPARTMENT							
DIV: 02 FIRE SUPPRESSION							
Salaries/ Wages	\$ 6,141,302	\$ 6,872,000	\$ 6,317,000	\$ 5,184,540	11.9%	\$ 6,961,500	1.3%
Overtime	1,933,374	1,000,000	1,640,000	1,382,870	-48.3%	1,000,000	0.0%
Fringe Benefits	3,014,814	3,636,000	3,381,000	2,677,298	20.6%	4,041,140	11.1%
General Operating Services	3,321	3,550	3,550	1,371	6.9%	3,550	0.0%
Insurance - Property, AL, GL, WC	942,904	604,165	604,165	454,066	-35.9%	604,165	0.0%
Maintenance & Rentals	245,729	345,200	387,900	239,392	40.5%	372,200	7.8%
Contractual Services & Projects	63,940	123,500	123,500	31,184	93.1%	114,500	-7.3%
General Supplies	100,116	119,100	119,100	74,179	19.0%	112,000	-6.0%
Automotive Supplies & Gasoline	209,851	218,500	218,500	133,577	4.1%	218,000	-0.2%
Materials & Equipment	288,594	323,500	318,500	141,656	12.1%	302,000	-6.6%
Major Acquisitions & Improvements	524,112	565,000	448,440	437,791	7.8%	1,332,000	135.8%
Special Current Charges	28,250	19,000	76,000	61,526	-32.7%	26,000	36.8%
FIRE SUPPRESSION	\$ 13,496,307	\$ 13,829,515	\$ 13,637,655	\$ 10,819,450	2.5%	\$15,087,055	9.1%

**CITY OF LAKE CHARLES
FISCAL YEAR 2020 – 2021 ANNUAL BUDGET**

**FUND: 001 GENERAL FUND
DEPARTMENT: 04 FIRE DEPARTMENT
DIVISION: 03 CAJUN COUNTRY**

GOAL MISSION STATEMENT:

To preserve life, property and environment by responding to requests for assistance, both emergency and non-emergency situations, to be accomplished through training, public education, inspection, and quality assurance.

FUNCTION DESCRIPTION:

This division was established in 2008 to better track costs attributable to the Ward 3 Fire District agreement with Calcasieu Parish which serves areas in Ward 3 outside the City limits. Fire support personnel are not specifically assigned to this station. The personnel costs are recorded in this division as they are incurred through the payroll process.

DEMAND PERFORMANCE INDICATORS:

Description	2018 - 2019 Actual	2019 - 2020 Estimated	2020 - 2021 Estimated
Fire Reports	849	900	900
Calls for service	849	900	900

AUTHORIZED PERSONNEL:

There are no personnel that are directly charged to this division. Various employees' payroll cost is recorded in this division as they are incurred.

**CITY OF LAKE CHARLES
FISCAL YEAR 2020 - 2021 ANNUAL BUDGET**

Department / Division	Actual Fiscal Year 2018 - 2019	Adopted Budget 2019 - 2020	Adjusted Budget 2019 - 2020	Y-T-D FY 2020 7/31/2020	% Change Adopted '20 from Actual '19	Budget 2020 - 2021	% Change Adopted '20 to '21 Budget
FUND: 001 GENERAL FUND							
DEPT: 04 FIRE DEPARTMENT							
DIV: 03 CAJUN COUNTRY							
Salaries/ Wages	\$ 662,696	\$ 662,700	\$ 640,500	\$ 506,124	0.0%	\$ 669,200	1.0%
Overtime	299,828	200,000	385,000	311,481	-33.3%	200,000	0.0%
Fringe Benefits	321,469	321,860	332,360	257,150	0.1%	354,860	10.3%
Insurance - Property, AL, GL, WC	106,434	88,150	88,150	67,103	-17.2%	88,150	0.0%
Maintenance & Rentals	5,398	29,100	43,600	31,227	439.1%	32,800	12.7%
Utilities	20,638	23,650	23,650	17,572	14.6%	24,150	2.1%
Contractual Services & Projects	5,765	6,900	7,300	4,736	19.7%	6,400	-7.2%
General Supplies	1,662	3,000	3,000	1,231	80.5%	2,600	-13.3%
Automotive Supplies & Gasoline	19,645	23,700	23,700	12,745	20.6%	22,050	-7.0%
Materials & Equipment	9,814	4,500	4,100	-	-54.1%	2,000	-55.6%
CAJUN COUNTRY	<u>\$ 1,453,349</u>	<u>\$ 1,363,560</u>	<u>\$ 1,551,360</u>	<u>\$ 1,209,369</u>	-6.2%	<u>\$ 1,402,210</u>	2.8%

**CITY OF LAKE CHARLES
FISCAL YEAR 2020 – 2021 ANNUAL BUDGET**

**FUND: 001 GENERAL FUND
DEPARTMENT: 04 FIRE DEPARTMENT
DIVISION: 04 FIRE SUPPORT**

GOAL MISSION STATEMENT:

To preserve life, property and environment by responding to requests for assistance, both emergency and non-emergency situations, to be accomplished through training, public education, inspection, and quality assurance.

FUNCTION DESCRIPTION:

This division was broken out separately from fire suppression for the first time in the adopted 2011 budget. It includes the Training Division, Maintenance Division, Communication Division, and Prevention and Planning.

DEMAND PERFORMANCE INDICATORS:

Description	2018 – 2019 Actual	2019 – 2020 Estimated	2020 - 2021 Estimated
Code inspections	3,064	3,613	3,600
Fire Stations in City Limits	8	8	8
Fire Stations outside City Limits	2	2	2

*The data provided represents a twelve-month time period from January to December.

AUTHORIZED PERSONNEL:

Total Personnel Count	Actual Fiscal Year 2018 - 2019	Adopted Budget 2019 - 2020	Adjusted Budget 2019 - 2020	Budget 2020 - 2021
Full-Time	16	16	16	16

**CITY OF LAKE CHARLES
FISCAL YEAR 2020 - 2021 ANNUAL BUDGET**

Department / Division	Actual Fiscal Year 2018 - 2019	Adopted Budget 2019 - 2020	Adjusted Budget 2019 - 2020	Y-T-D FY 2020 7/31/2020	% Change Adopted '20 from Actual '19	Budget 2020 - 2021	% Change Adopted '20 to '21 Budget
FUND: 001 GENERAL FUND							
DEPT: 04 FIRE DEPARTMENT							
DIV: 04 FIRE SUPPORT							
Salaries/ Wages	\$ 1,003,655	\$ 1,070,700	\$ 982,700	\$ 789,206	6.7%	\$ 1,039,400	-2.9%
Overtime	75,342	60,000	96,400	83,814	-20.4%	60,000	0.0%
Fringe Benefits	392,612	488,800	487,100	347,543	24.5%	562,300	15.0%
General Operating Services	-	1,000	2,000	1,675	N/A	2,000	100.0%
Insurance - Property, AL, GL, WC	110,873	23,500	23,500	17,625	-78.8%	23,500	0.0%
Maintenance & Rentals	-	2,600	2,600	-	N/A	1,600	-38.5%
Utilities	1,439	1,200	1,200	802	-16.6%	1,500	25.0%
Contractual Services & Projects	70,632	70,000	70,000	11,452	-0.9%	70,000	0.0%
General Supplies	304	10,000	9,000	6,262	3189.5%	9,000	-10.0%
Automotive Supplies & Gasoline	16,104	16,500	16,500	12,370	2.5%	16,500	0.0%
Materials & Equipment	914	5,500	4,500	3,311	501.8%	8,000	45.5%
Major Acquisitions & Improvements	-	182,850	242,410	175,651	N/A	-	-100.0%
Special Current Charges	513	500	1,500	1,298	-2.5%	500	0.0%
FIRE SUPPORT	<u>1,672,388</u>	<u>1,933,150</u>	<u>1,939,410</u>	<u>1,451,009</u>	15.6%	<u>1,794,300</u>	-7.2%
FIRE DEPARTMENT	<u>\$ 17,278,379</u>	<u>\$ 17,854,030</u>	<u>\$ 17,854,030</u>	<u>\$ 14,030,431</u>	3.3%	<u>\$ 18,980,120</u>	6.3%

**CITY OF LAKE CHARLES
FISCAL YEAR 2020 – 2021 ANNUAL BUDGET**

**FUND: 001 GENERAL FUND
DEPARTMENT: 05 POLICE
DIVISION:**

GOAL MISSION STATEMENT:

To serve all people within our jurisdiction with respect, fairness, and compassion.

The management and members of the Lake Charles Police Department are committed to the prevention of crime and the protection of life and property; the preservation of peace, order, and safety; the enforcement of laws and ordinances; and the safeguarding of constitutional guarantees.

The management and members of the Lake Charles Police Department are dedicated to fostering a sense of security for the citizens we serve; to investigate problems and seek solutions; and to build and maintain public trust by holding ourselves to the highest standards of ethics and performance.

FUNCTION DESCRIPTION:

The functions of this department are the prevention of crime; law enforcement; assistance to the courts and other law enforcement officials; and maintain the peace of the City.

Police Department Divisions:

Police Administration
Police Service

AUTHORIZED PERSONNEL: (does not include Police Hiring Grant)

Total Personnel Count	Actual Fiscal Year 2018 - 2019	Adopted Budget 2019 - 2020	Adjusted Budget 2019 - 2020	Budget 2020 - 2021
Full-Time	188	188	188	188

**CITY OF LAKE CHARLES
FISCAL YEAR 2020 - 2021 ANNUAL BUDGET**

Department / Division	Actual Fiscal Year 2018 - 2019	Adopted Budget 2019 - 2020	Amended Budget 2019 - 2020	Y-T-D FY 2020 7/31/2020	Projected Expenditures FY 2020	% Change Adopted '20 from Actual '19	Budget 2020 - 2021	% Change Adopted '20 to '21 Budget
FUND: 001 GENERAL FUND								
DEPT: 05 POLICE								
Salaries/ Wages	\$ 9,130,229	\$ 9,931,000	\$ 9,766,000	\$ 7,178,416	\$ 9,009,466	8.8%	\$ 9,991,000	0.6%
Overtime	1,454,760	976,000	1,141,000	863,052	1,188,052	-32.9%	975,500	-0.1%
Retirement contributions	2,921,956	3,357,600	3,357,600	2,322,032	2,921,232	14.9%	3,533,800	5.2%
Other Fringe Benefits	1,671,704	1,900,220	1,900,220	1,351,243	1,786,207	13.7%	2,144,120	12.8%
General Operating Services	70,786	67,900	71,470	43,492	64,323	-4.1%	61,500	-9.4%
Insurance - Property, AL, GL, WC	1,656,684	1,669,305	1,669,305	1,254,032	1,669,305	0.8%	1,669,305	0.0%
Maintenance & Rentals	490,615	534,500	449,500	224,501	382,075	8.9%	446,800	-16.4%
Utilities	162,961	166,950	176,950	145,340	175,181	2.4%	159,988	-4.2%
Contractual Services & Projects	249,545	273,100	267,100	137,748	240,390	9.4%	272,100	-0.4%
General Supplies	83,268	99,900	99,900	67,897	89,910	20.0%	99,800	-0.1%
Automotive Supplies & Gasoline	424,639	507,200	507,200	276,751	410,832	19.4%	475,200	-6.3%
Materials & Equipment	921,100	965,800	1,045,239	677,768	972,072	4.9%	1,010,800	4.7%
Major Acquisitions & Improvements	736,891	695,500	693,491	385,269	693,491	-5.6%	772,500	11.1%
Special Current Charges	459,985	459,000	459,000	229,189	454,410	-0.2%	445,000	-3.1%
Interfund transfers	75,359	-	-	-	-	-100.0%	-	N/A
POLICE DEPARTMENT	\$ 20,510,482	\$ 21,603,975	\$ 21,603,975	\$ 15,156,730	\$ 20,056,946	5.3%	\$ 22,057,413	2.1%

**CITY OF LAKE CHARLES
FISCAL YEAR 2020 – 2021 ANNUAL BUDGET**

**FUND: 001 GENERAL FUND
DEPARTMENT: 05 POLICE
DIVISION: 01 POLICE ADMINISTRATION**

GOAL MISSION STATEMENT:

To serve all people within our jurisdiction with respect, fairness, and compassion.

The management and members of the Lake Charles Police Department are committed to the prevention of crime and the protection of life and property; the preservation of peace, order, and safety; the enforcement of laws and ordinances; and the safeguarding of constitutional guarantees.

The management and members of the Lake Charles Police Department are dedicated to fostering a sense of security for the citizens we serve; to investigate problems and seek solutions; and to build and maintain public trust by holding ourselves to the highest standards of ethics and performance.

FUNCTION DESCRIPTION:

This division is the administration component of the Police Department. It includes the Office of the Chief of Police, his secretary, the positions of Deputy Chiefs, and the Professional Standards Division. These positions are responsible for the overall management and operation of the department and its respective divisions and include policies and procedures, rules and regulations, and personnel matters administration.

DEMAND PERFORMANCE INDICATORS:

Description	2018 – 2019 Actual	2019 – 2020 Estimated	2020 – 2021 Estimated
Calls for service	115,225	100,000	115,000
Administrative Investigations	55	55	55
Crime Clearance Rate (Rape & Homicide only)	89	89	89

AUTHORIZED PERSONNEL: (does not include Police Hiring Grant)

Total Personnel Count	Actual Fiscal Year 2018 - 2019	Adopted Budget 2019 - 2020	Adjusted Budget 2019 - 2020	Budget 2020 - 2021
Full-Time	6	6	6	6

**CITY OF LAKE CHARLES
FISCAL YEAR 2020 - 2021 ANNUAL BUDGET**

Department / Division	Actual Fiscal Year 2018 - 2019	Adopted Budget 2019 - 2020	Adjusted Budget 2019 - 2020	Y-T-D FY 2020 7/31/2020	% Change Adopted '20 from Actual '19	Budget 2020 - 2021	% Change Adopted '20 to '21 Budget
FUND: 001 GENERAL FUND							
DEPT: 05 POLICE							
DIV: 01 ADMINISTRATION							
Salaries/ Wages/ OT	\$ 551,247	\$ 499,000	\$ 499,000	\$ 349,961	-9.5%	\$ 509,500	2.1%
Fringe Benefits	162,485	212,500	212,500	134,688	30.8%	222,700	4.8%
General Operating Services	44,303	46,900	46,900	22,817	5.9%	46,500	-0.9%
Insurance - Property, AL, GL, WC	-	197,120	197,120	147,840	N/A	197,120	0.0%
Maintenance & Rentals	20,741	25,500	21,700	15,981	22.9%	23,800	-6.7%
Utilities	148,351	145,500	155,500	132,951	-1.9%	140,500	-3.4%
Contractual Services & Projects	24,341	31,500	20,500	13,576	29.4%	25,500	-19.0%
General Supplies	12,036	19,200	19,900	13,587	59.5%	18,100	-5.7%
Materials & Equipment	13,311	5,800	3,800	3,037	-56.4%	2,800	-51.7%
ADMINISTRATION	<u>\$ 977,567</u>	<u>\$ 1,183,020</u>	<u>\$ 1,176,920</u>	<u>\$ 834,438</u>	21.0%	<u>\$ 1,186,520</u>	0.3%

**CITY OF LAKE CHARLES
FISCAL YEAR 2020 – 2021 ANNUAL BUDGET**

**FUND: 001 GENERAL FUND
DEPARTMENT: 05 POLICE
DIVISION: 02 POLICE SERVICE**

GOAL MISSION STATEMENT:

To serve all people within our jurisdiction with respect, fairness, and compassion.

The management and members of the Lake Charles Police Department are committed to the prevention of crime and the protection of life and property; the preservation of peace, order, and safety; the enforcement of laws and ordinances; and the safeguarding of constitutional guarantees.

The management and members of the Lake Charles Police Department are dedicated to fostering a sense of security for the citizens we serve; to investigate problems and seek solutions; and to build and maintain public trust by holding ourselves to the highest standards of ethics and performance.

FUNCTION DESCRIPTION:

This division consists of police personnel and the operational needs of the police force. It consists of three units, Operations, Administrative Support, and Investigations. “Operations” contains the operational functions of the police services to the public and falls under the purview of a Deputy Chief. Components falling under this title include the patrol division and K-9 function, the traffic division, and the personnel training division. “Administrative Support” contains the functions classified as support positions falling under the purview of a Deputy Chief. The components include budget positions, narcotics task force personnel, communications, clerical, information desk personnel, neighborhood policing, criminal intelligence, and crime analysis. “Investigations” includes the functions classified as investigative positions falling under the purview of a Deputy Chief. Components of this include all sub-classifications of investigations such as violent crimes, property crimes, etc., the investigative clerical personnel, and the property and evidence function.

DEMAND PERFORMANCE INDICATORS:

Description	2018 - 2019 Actual	2019 – 2020 Estimated	2020 - 2021 Estimated
Calls for service	115,225	100,000	115,000
Arrests	1,996	1,500	2,000
Citations	17,056	10,000	17,500

AUTHORIZED PERSONNEL: (does not include Police Hiring Grant)

Total Personnel Count	Actual Fiscal Year 2018 - 2019	Adopted Budget 2019 - 2020	Adjusted Budget 2019 - 2020	Budget 2020 - 2021
Full-Time	182	182	182	182

**CITY OF LAKE CHARLES
FISCAL YEAR 2020 - 2021 ANNUAL BUDGET**

Department / Division	Actual Fiscal Year 2018 - 2019	Adopted Budget 2019 - 2020	Adjusted Budget 2019 - 2020	Y-T-D FY 2020 7/31/2020	% Change Adopted '20 from Actual '19	Budget 2020 - 2021	% Change Adopted '20 to '21 Budget
FUND: 001 GENERAL FUND							
DEPT: 05 POLICE							
DIV: 02 POLICE SERVICE							
Salaries/ Wages/ OT	\$ 8,578,982	\$ 9,433,000	\$ 9,268,000	\$ 6,828,455	10.0%	\$ 9,482,000	0.5%
Overtime	1,454,760	975,000	1,140,000	863,052	-33.0%	975,000	0.0%
Retirement	-	3,215,400	3,357,600	2,225,800	N/A	3,382,800	5.2%
Fringe Benefits	4,431,175	1,829,920	1,687,720	1,312,787	-58.7%	2,072,420	13.3%
General Operating Services	26,483	21,000	24,570	20,675	-20.7%	15,000	-28.6%
Insurance - Property, AL, GL, WC	1,656,684	1,472,185	1,472,185	1,106,192	-11.1%	1,472,185	0.0%
Maintenance & Rentals	469,874	509,000	427,800	208,520	8.3%	423,000	-16.9%
Utilities	14,610	21,450	21,450	12,389	46.8%	19,488	-9.1%
Contractual Services & Projects	225,204	241,600	246,600	124,172	7.3%	246,600	2.1%
General Supplies	71,232	80,700	80,000	54,310	13.3%	81,700	1.2%
Automotive Supplies & Gasoline	424,639	507,200	507,200	276,751	19.4%	475,200	-6.3%
Materials & Equipment	907,789	960,000	1,041,439	674,731	5.8%	1,008,000	5.0%
Major Acquisitions & Improvements	736,891	695,500	693,491	385,269	-5.6%	772,500	11.1%
Special Current Charges	459,233	459,000	459,000	229,189	-0.1%	445,000	-3.1%
Interfund transfers	75,359	-	-	-	-100.0%	-	N/A
POLICE SERVICE	<u>19,532,915</u>	<u>20,420,955</u>	<u>20,427,055</u>	<u>14,322,292</u>	4.5%	<u>20,870,893</u>	2.2%
POLICE DEPARTMENT	<u>\$ 20,510,482</u>	<u>\$ 21,603,975</u>	<u>\$ 21,603,975</u>	<u>\$ 15,156,730</u>	5.3%	<u>\$ 22,057,413</u>	2.1%

**CITY OF LAKE CHARLES
FISCAL YEAR 2020 – 2021 ANNUAL BUDGET**

**FUND: 001 GENERAL FUND
DEPARTMENT: 06 PUBLIC WORKS
DIVISION:**

GOAL MISSION STATEMENT:

To ensure the highest quality of services are provided to the residents of the City of Lake Charles in the maintenance of public infrastructure and the carrying out of services as provided by the divisions as outlined below.

FUNCTION DESCRIPTION:

Per the City Charter, the Director of Public Works is responsible for emergency services for all agencies of the City; contract construction supervision, maintenance of City property; maintenance of city map and mapping and survey work; construction of streets and sidewalks and bridges and street drainage connected therewith; traffic engineering; garbage and trash collection and disposal; street cleaning; storm water collection and disposal systems. In addition, the Director of Public Works oversees City Wastewater and Water systems; the City Transit system; the Vehicle Maintenance Division; and the Grounds Maintenance Division.

Public Works Department Divisions:

- | | |
|------------------------------|-------------------------|
| Administration | Vehicle Maintenance |
| Streets | Building Maintenance |
| Solid Waste-Trash Collection | Communication & Traffic |
| Solid Waste General | Grounds Maintenance |
| Engineering | |

*** Wastewater, Transit, and Water Division are in separate funds listed elsewhere in the budget.

AUTHORIZED PERSONNEL:

Total Personnel Count	Actual Fiscal Year 2018 - 2019	Adopted Budget 2019 - 2020	Adjusted Budget 2019 - 2020	Budget 2020 - 2021
Full-Time	157	157	157	157
Part-Time	17	17	17	17

**CITY OF LAKE CHARLES
FISCAL YEAR 2020 - 2021 ANNUAL BUDGET**

Department / Division	Actual Fiscal Year 2018 - 2019	Adopted Budget 2019 - 2020	Amended Budget 2019 - 2020	Y-T-D FY 2020 7/31/2020	Projected Expenditures FY 2020	% Change Adopted '20 from Actual '19	Budget 2020 - 2021	% Change Adopted '20 to '21 Budget
FUND: 001 GENERAL FUND								
DEPT: 06 PUBLIC WORKS								
Salaries/ Wages	\$ 5,177,970	\$ 5,698,200	\$ 5,673,200	\$ 4,220,629	\$ 5,332,808	10.0%	\$ 5,791,400	1.6%
Overtime	261,748	266,500	291,500	210,057	276,925	1.8%	290,500	9.0%
Retirement contributions	674,177	745,500	745,500	568,323	670,950	10.6%	833,000	11.7%
Other Fringe Benefits	1,484,889	1,780,310	1,779,010	1,254,822	1,654,479	19.9%	1,903,960	6.9%
General Operating Services	14,120	26,950	27,450	11,654	20,588	90.9%	24,550	-8.9%
Insurance - Property, AL, GL, WC	1,660,797	1,525,317	1,527,317	1,142,051	1,527,317	-8.2%	1,525,317	0.0%
Maintenance & Rentals	416,216	558,650	558,950	306,084	447,160	34.2%	538,210	-3.7%
Utilities	1,424,623	1,480,500	1,474,800	1,128,985	1,489,548	3.9%	1,521,050	2.7%
Contractual Services & Projects	1,698,534	2,032,975	2,021,175	1,258,108	1,920,116	19.7%	2,026,775	-0.3%
General Supplies	438,019	546,600	546,050	278,510	491,445	24.8%	562,800	3.0%
Automotive Supplies & Gasoline	993,898	1,032,100	1,034,100	699,745	982,395	3.8%	1,051,150	1.8%
Materials & Equipment	368,849	374,550	371,800	190,529	316,030	1.5%	412,000	10.0%
Major Acquisitions & Improvements	974,120	1,956,750	1,937,614	1,698,062	1,840,733	100.9%	1,476,100	-24.6%
Special Current Charges	87,042	119,000	155,436	42,749	93,262	36.7%	192,700	61.9%
PUBLIC WORKS DEPARTMENT	\$ 15,675,002	\$ 18,143,902	\$ 18,143,902	\$ 13,010,308	\$ 17,063,756	15.8%	\$ 18,149,512	0.0%

**CITY OF LAKE CHARLES
FISCAL YEAR 2020 – 2021 ANNUAL BUDGET**

FUND: 001 GENERAL FUND
DEPARTMENT: 06 PUBLIC WORKS
DIVISION: 01 ADMINISTRATION

GOAL MISSION STATEMENT:

To ensure the highest quality of service is given to the residents of the City of Lake Charles.

FUNCTION DESCRIPTION:

The Administration Division provides for the general management of the Public Works Department and the coordination and scheduling of work performed by its various operating divisions. This includes, but is not limited to, the City Engineering functions and other government agencies such as Gravity Drainage, Calcasieu Parish Police Jury, and Department of Transportation & Development.

DEMAND PERFORMANCE INDICATORS:

Description	2018 – 2019 Actual	2019 – 2020 Estimated	2020 – 2021 Estimated
Work orders completed	1,783	1,538	1,500

AUTHORIZED PERSONNEL:

Total Personnel Count	Actual Fiscal Year 2018 - 2019	Adopted Budget 2019 - 2020	Adjusted Budget 2019 - 2020	Budget 2020 - 2021
Full-Time	11	11	11	11

**CITY OF LAKE CHARLES
FISCAL YEAR 2020 - 2021 ANNUAL BUDGET**

Department / Division	Actual Fiscal Year 2018 - 2019	Adopted Budget 2019 - 2020	Adjusted Budget 2019 - 2020	Y-T-D FY 2020 7/31/2020	% Change Adopted '20 from Actual '19	Budget 2020 - 2021	% Change Adopted '20 to '21 Budget
FUND: 001 GENERAL FUND							
DEPT: 06 PUBLIC WORKS							
DIV: 01 ADMINISTRATION							
Salaries/ Wages/ OT	\$ 450,146	\$ 509,300	\$ 509,300	\$ 349,213	13.1%	\$ 517,000	1.5%
Fringe Benefits	163,833	198,500	198,500	140,979	21.2%	223,500	12.6%
General Operating Services	5,991	7,050	7,050	3,253	17.7%	6,900	-2.1%
Insurance - Property, AL, GL, WC	18,979	114,220	114,220	85,665	501.8%	114,220	0.0%
Maintenance & Rentals	24,981	44,050	44,050	6,880	76.3%	37,150	-15.7%
Utilities	25,624	30,300	30,300	21,230	18.2%	32,100	5.9%
Contractual Services & Projects	67,259	33,200	33,200	12,021	-50.6%	33,100	-0.3%
General Supplies	13,017	19,850	19,850	7,017	52.5%	19,550	-1.5%
Automotive Supplies & Gasoline	6,809	10,150	10,150	4,017	49.1%	8,850	-12.8%
Materials & Equipment	18,411	8,350	8,350	2,449	-54.6%	19,350	131.7%
Major Acquisitions & Improvements	46,986	24,000	24,000	20,995	-48.9%	40,000	66.7%
Special Current Charges	53,107	65,500	65,500	10,033	23.3%	60,500	-7.6%
ADMINISTRATION	\$ 895,143	\$ 1,064,470	\$ 1,064,470	\$ 663,752	18.9%	\$ 1,112,220	4.5%

**CITY OF LAKE CHARLES
FISCAL YEAR 2020 – 2021 ANNUAL BUDGET**

**FUND: 001 GENERAL FUND
DEPARTMENT: 06 PUBLIC WORKS
DIVISION: 02 STREETS**

GOAL MISSION STATEMENT:

To maintain safe roadways and sidewalks for pedestrian and vehicular traffic and to maintain City infrastructure drainage systems.

FUNCTION DESCRIPTION:

The Streets Division performs general roadway maintenance (maintaining, repairing, improving City streets) and drainage on public streets. Street sweepers insure streets are free of dirt, leaves, and debris. The maintenance of City streets includes surface treatment and overlay; correction of street failures including handicap ramps, curbs, and gutters, construction catch basins, drainage boxes, and patching potholes. (This budget also includes the cost of street lighting.)

DEMAND PERFORMANCE INDICATORS:

Description	2018 - 2019 Actual	2019 - 2020 Estimated	2020 – 2021 Estimated
Work orders completed	712	300	352
Work orders completed-drainage	1,111	882	900
Storm Sewers maintenance (miles)	425	450	450

AUTHORIZED PERSONNEL:

Total Personnel Count	Actual Fiscal Year 2018 - 2019	Adopted Budget 2019 - 2020	Adjusted Budget 2019 - 2020	Budget 2020 - 2021
Full-Time	25	25	25	25
Part-Time	3	3	3	3

**CITY OF LAKE CHARLES
FISCAL YEAR 2020 - 2021 ANNUAL BUDGET**

Department / Division	Actual Fiscal Year 2018 - 2019	Adopted Budget 2019 - 2020	Adjusted Budget 2019 - 2020	Y-T-D FY 2020 7/31/2020	% Change Adopted '20 from Actual '19	Budget 2020 - 2021	% Change Adopted '20 to '21 Budget
FUND: 001 GENERAL FUND							
DEPT: 06 PUBLIC WORKS							
DIV: 02 STREETS							
Salaries/ Wages/ OT	\$ 868,030	\$ 914,500	\$ 914,500	\$ 726,792	5.4%	\$ 947,400	3.6%
Fringe Benefits	345,477	386,850	386,850	293,582	12.0%	420,600	8.7%
General Operating Services	307	1,400	1,400	403	356.0%	850	-39.3%
Insurance - Property, AL, GL, WC	459,959	371,685	371,685	277,263	-19.2%	370,685	-0.3%
Maintenance & Rentals	32,378	56,400	56,400	29,092	74.2%	54,610	-3.2%
Utilities	1,318,838	1,353,200	1,353,200	1,050,032	2.6%	1,403,000	3.7%
Contractual Services & Projects	135,579	477,425	477,425	31,914	252.1%	252,425	-47.1%
General Supplies	183,404	220,050	220,050	108,296	20.0%	225,050	2.3%
Automotive Supplies & Gasoline	42,957	51,000	51,000	27,371	18.7%	51,300	0.6%
Materials & Equipment	53,764	47,200	47,700	17,103	-12.2%	47,000	-0.4%
Major Acquisitions & Improvements	82,918	124,000	124,000	122,640	49.5%	48,250	-61.1%
Special Current Charges	11,900	22,700	22,200	2,533	90.8%	17,700	-22.0%
STREETS	<u>\$ 3,535,511</u>	<u>\$ 4,026,410</u>	<u>\$ 4,026,410</u>	<u>\$ 2,687,021</u>	13.9%	<u>\$ 3,838,870</u>	-4.7%

**CITY OF LAKE CHARLES
FISCAL YEAR 2020 – 2021 ANNUAL BUDGET**

**FUND: 001 GENERAL FUND
DEPARTMENT: 06 PUBLIC WORKS
DIVISION: 03 SOLID WASTE - TRASH**

GOAL MISSION STATEMENT:

To collect and dispose of trash from the residents in the City limits of Lake Charles in the most economical and environmentally safe manner.

FUNCTION DESCRIPTION:

The primary function of the Solid Waste (Trash) Division is the collection of trash, which consists of brush, debris, and other residential waste not handled by the automated garbage system. These items are collected from City residences once a week and delivered to the disposal sites. There are nine trash routes that run four (4) days per week, which average approximately 798 homes per route.

Included in the disposal sites is the City-owned Incinerator (Wood Waste Processing Facility). This Division also operates all recycling collection sites, as well as having a roving recycling truck at various locations throughout the City.

DEMAND PERFORMANCE INDICATORS:

Description	2018 – 2019 Actual	2019 – 2020 Estimated	2020 - 2021 Estimated
Tons incinerated	4,160	4,600	5,000
Tons trash collected	8,143	8,500	8,750
Team Green Recycling Tons	630	650	675

AUTHORIZED PERSONNEL:

Total Personnel Count	Actual Fiscal Year 2018 - 2019	Adopted Budget 2019 - 2020	Adjusted Budget 2019 - 2020	Budget 2020 - 2021
Full-Time	29	29	29	29
Part-Time	9	9	9	9

**CITY OF LAKE CHARLES
FISCAL YEAR 2020 - 2021 ANNUAL BUDGET**

<u>Department / Division</u>	<u>Actual Fiscal Year 2018 - 2019</u>	<u>Adopted Budget 2019 - 2020</u>	<u>Adjusted Budget 2019 - 2020</u>	<u>Y-T-D FY 2020 7/31/2020</u>	<u>% Change Adopted '20 from Actual '19</u>	<u>Budget 2020 - 2021</u>	<u>% Change Adopted '20 to '21 Budget</u>
FUND: 001 GENERAL FUND							
DEPT: 06 PUBLIC WORKS							
DIV: 03 TRASH COLLECTION							
Salaries/ Wages/ OT	\$ 998,491	\$ 1,123,500	\$ 1,123,500	\$ 721,478	12.5%	\$ 1,106,500	-1.5%
Fringe Benefits	382,656	482,960	482,960	302,735	26.2%	514,160	6.5%
General Operating Services	1,250	4,350	4,350	1,186	248.0%	2,350	-46.0%
Insurance - Property, AL, GL, WC	245,185	354,600	354,600	265,554	44.6%	354,600	0.0%
Maintenance & Rentals	67,658	120,200	120,200	72,687	77.7%	115,300	-4.1%
Utilities	6,617	6,600	6,600	5,581	-0.3%	6,650	0.8%
Contractual Services & Projects	340,837	348,800	337,500	285,730	2.3%	377,400	8.2%
General Supplies	1,386	5,000	5,000	512	260.8%	3,700	-26.0%
Automotive Supplies & Gasoline	168,663	176,500	176,500	96,243	4.6%	173,000	-2.0%
Materials & Equipment	34,924	30,850	30,850	26,319	-11.7%	30,550	-1.0%
Major Acquisitions & Improvements	264,543	350,000	348,000	268,812	32.3%	441,200	26.1%
Special Current Charges	8,519	12,000	25,300	23,000	40.9%	21,000	75.0%
TRASH COLLECTION	<u>\$ 2,520,729</u>	<u>\$ 3,015,360</u>	<u>\$ 3,015,360</u>	<u>\$ 2,069,837</u>	19.6%	<u>\$ 3,146,410</u>	4.3%

**CITY OF LAKE CHARLES
FISCAL YEAR 2020 – 2021 ANNUAL BUDGET**

FUND: 001 GENERAL FUND
DEPARTMENT: 06 PUBLIC WORKS
DIVISION: 04 SOLID WASTE – GENERAL

GOAL MISSION STATEMENT:

To clean all streets of garbage in the most economical and environmentally safe manner.

FUNCTION DESCRIPTION:

The Solid Waste (Garbage) Division includes the cost of operation of the City's automated garbage collection service, including related equipment costs, contractual cost of waste disposal, and expenses of transportation to disposal sites. Its primary function is the collection of garbage from City residences once a week and delivery of the items to the dump sites. There are nine routes that run four (4) days per week, which average 806 homes per route.

DEMAND PERFORMANCE INDICATORS:

Description	2018 – 2019 Actual	2019 – 2020 Estimated	2020 - 2021 Estimated
Tons garbage collected	26,615	28,500	29,000
Work orders completed	7,138	6,713	7,500

AUTHORIZED PERSONNEL:

Total Personnel Count	Actual Fiscal Year 2018 - 2019	Adopted Budget 2019 - 2020	Adjusted Budget 2019 - 2020	Budget 2020 - 2021
Full-Time	14	14	14	14

**CITY OF LAKE CHARLES
FISCAL YEAR 2020 - 2021 ANNUAL BUDGET**

Department / Division	Actual Fiscal Year 2018 - 2019	Adopted Budget 2019 - 2020	Adjusted Budget 2019 - 2020	Y-T-D FY 2020 7/31/2020	% Change Adopted '20 from Actual '19	Budget 2020 - 2021	% Change Adopted '20 to '21 Budget
FUND: 001 GENERAL FUND							
DEPT: 06 PUBLIC WORKS							
DIV: 04 SOLID WASTE-GENERAL							
Salaries/ Wages/ OT	\$ 479,675	\$ 521,400	\$ 521,400	\$ 388,866	8.7%	\$ 528,600	1.4%
Fringe Benefits	196,357	223,500	223,500	157,256	13.8%	239,000	6.9%
General Operating Services	1,926	2,700	2,700	1,210	40.2%	2,200	-18.5%
Insurance - Property, AL, GL, WC	235,150	314,291	314,291	234,969	33.7%	314,291	0.0%
Maintenance & Rentals	67,426	102,000	99,000	79,427	51.3%	101,100	-0.9%
Utilities	6,365	7,200	7,200	4,448	13.1%	6,600	-8.3%
Contractual Services & Projects	1,040,262	1,030,200	1,030,200	860,518	-1.0%	1,200,200	16.5%
General Supplies	6,659	18,000	15,150	3,582	170.3%	14,500	-19.4%
Automotive Supplies & Gasoline	296,324	313,000	313,000	244,349	5.6%	337,000	7.7%
Materials & Equipment	115,044	138,950	144,800	78,387	20.8%	154,550	11.2%
Major Acquisitions & Improvements	241,388	440,000	440,000	438,980	82.3%	226,650	-48.5%
Special Current Charges	3,731	9,000	9,000	1,716	141.2%	8,000	-11.1%
SOLID WASTE-GENERAL	\$ 2,690,307	\$ 3,120,241	\$ 3,120,241	\$ 2,493,708	16.0%	\$ 3,132,691	0.4%

**CITY OF LAKE CHARLES
FISCAL YEAR 2020 – 2021 ANNUAL BUDGET**

**FUND: 001 GENERAL FUND
DEPARTMENT: 06 PUBLIC WORKS
DIVISION: 05 VEHICLE MAINTENANCE**

GOAL MISSION STATEMENT:

To provide quality repairs and maintenance at the most economical cost to sustain the City’s fleet of vehicles and off-road equipment and to provide these services in a professional, and courteous manner; to promote the reduction of idle time and improve fuel mileage through preventative maintenance; to provide information on technology advances in alternative fuels and vehicles.

FUNCTION DESCRIPTION:

The Vehicle Maintenance Division accounts for the operational costs to establish and maintain a high standard of performance and accountability for Public Works, Police, Recreation, and City Hall fleets. This includes vehicle and equipment repairs, parts, tire and fuel management, and vendor support to ensure the maximum readiness of the City of Lake Charles fleet.

DEMAND PERFORMANCE INDICATORS:

Description	2018 – 2019 Actual	2019 – 2020 Estimated	2020 - 2021 Estimated
Work orders	5,386	5,500	5,500
Invoices Processed	4,407	3,500	3,500
Vehicle/Equipment Intakes	72	70	70

AUTHORIZED PERSONNEL:

Total Personnel Count	Actual Fiscal Year 2018 - 2019	Adopted Budget 2019 - 2020	Adjusted Budget 2019 - 2020	Budget 2020 - 2021
Full-Time	24	24	24	24

**CITY OF LAKE CHARLES
FISCAL YEAR 2020 - 2021 ANNUAL BUDGET**

Department / Division	Actual Fiscal Year 2018 - 2019	Adopted Budget 2019 - 2020	Adjusted Budget 2019 - 2020	Y-T-D FY 2020 7/31/2020	% Change Adopted '20 from Actual '19	Budget 2020 - 2021	% Change Adopted '20 to '21 Budget
FUND: 001 GENERAL FUND							
DEPT: 06 PUBLIC WORKS							
DIV: 05 VEHICLE MAINTENANCE							
Salaries/ Wages/ OT	\$ 938,205	\$ 996,100	\$ 996,100	\$ 770,341	6.2%	\$ 1,007,100	1.1%
Fringe Benefits	350,554	394,400	394,400	297,243	12.5%	422,700	7.2%
General Operating Services	3,688	8,050	8,050	4,142	118.3%	6,550	-18.6%
Insurance - Property, AL, GL, WC	85,920	51,060	51,060	38,295	-40.6%	51,060	0.0%
Maintenance & Rentals	71,428	74,750	80,250	52,471	4.7%	93,100	24.5%
Utilities	32,599	37,000	37,000	22,453	13.5%	32,500	-12.2%
Contractual Services & Projects	6,707	13,700	13,200	4,023	104.3%	18,000	31.4%
General Supplies	26,052	55,700	41,000	19,938	113.8%	51,500	-7.5%
Automotive Supplies & Gasoline	82,153	115,500	115,500	40,421	40.6%	92,500	-19.9%
Materials & Equipment	61,576	56,900	56,600	23,584	-7.6%	72,400	27.2%
Major Acquisitions & Improvements	15,247	75,000	123,000	91,558	391.9%	75,000	0.0%
Special Current Charges	2,989	3,000	3,000	1,400	0.4%	3,000	0.0%
VEHICLE MAINTENANCE	\$ 1,677,118	\$ 1,881,160	\$ 1,919,160	\$ 1,365,869	12.2%	\$ 1,925,410	2.4%

**CITY OF LAKE CHARLES
FISCAL YEAR 2020 – 2021 ANNUAL BUDGET**

**FUND: 001 GENERAL FUND
DEPARTMENT: 06 PUBLIC WORKS
DIVISION: 06 BUILDING MAINTENANCE**

GOAL MISSION STATEMENT:

To provide healthy, safe, and usable buildings and facilities through maintenance, repairs, as well as, completing renovations in a timely and cost-effective manner.

FUNCTION DESCRIPTION:

The Building Maintenance Division provides the maintenance of air/heating systems and plumbing systems, as well as, repairs including carpentry, electrical, and painting for approximately 108 city facilities. This division also oversees the Building Services Division which maintains City Hall, 1911 Arts & Cultural Center, and Central School Arts & Humanities Center. Building Maintenance is in charge of installing and removing of the Holiday Décor in the City. Material costs are charged to various departments; personnel and other operational costs are funded through the Building Maintenance Division's budget.

DEMAND PERFORMANCE INDICATORS:

Description	2018- 2019 Actual	2019 – 2020 Estimated	2020 - 2021 Estimated
Work orders completed	949	938	950

AUTHORIZED PERSONNEL:

Total Personnel Count	Actual Fiscal Year 2018 - 2019	Adopted Budget 2019 - 2020	Adjusted Budget 2019 - 2020	Budget 2020 - 2021
Full-Time	13	13	13	13

**CITY OF LAKE CHARLES
FISCAL YEAR 2020 - 2021 ANNUAL BUDGET**

Department / Division	Actual Fiscal Year 2018 - 2019	Adopted Budget 2019 - 2020	Adjusted Budget 2019 - 2020	Y-T-D FY 2020 7/31/2020	% Change Adopted '20 from Actual '19	Budget 2020 - 2021	% Change Adopted '20 to '21 Budget
FUND: 001 GENERAL FUND							
DEPT: 06 PUBLIC WORKS							
DIV: 06 BUILDING MAINTENANCE							
Salaries/ Wages/ OT	\$ 424,259	\$ 444,600	\$ 444,600	\$ 336,700	4.8%	\$ 464,500	4.5%
Fringe Benefits	171,061	193,700	193,700	146,640	13.2%	212,000	9.4%
General Operating Services	175	300	300	243	71.4%	300	0.0%
Insurance - Property, AL, GL, WC	12,331	51,576	51,576	38,682	318.3%	51,576	0.0%
Maintenance & Rentals	15,352	18,150	17,350	3,693	18.2%	17,950	-1.1%
Utilities	6,171	6,300	6,300	4,324	2.1%	6,400	1.6%
General Supplies	18,547	30,900	30,600	12,672	66.6%	29,300	-5.2%
Automotive Supplies & Gasoline	14,200	20,200	20,200	10,729	42.3%	18,400	-8.9%
Materials & Equipment	14,935	17,500	18,600	10,630	17.2%	18,250	4.3%
Special Current Charges	702	800	800	531	14.0%	800	0.0%
BUILDING MAINTENANCE	\$ 677,733	\$ 784,026	\$ 784,026	\$ 564,844	15.7%	\$ 819,476	4.5%

**CITY OF LAKE CHARLES
FISCAL YEAR 2020 – 2021 ANNUAL BUDGET**

**FUND: 001 GENERAL FUND
DEPARTMENT: 06 PUBLIC WORKS
DIVISION: 07 COMMUNICATION AND TRAFFIC**

GOAL MISSION STATEMENT:

To do the best job the division can to maintain the safety of the motoring public through the maintenance of signs, signals, and communications; to promote the City in its mission and to respond to public concerns within the scope of the division’s responsibilities.

FUNCTION DESCRIPTION:

The Communication and Traffic Division installs and maintains traffic control devices and markings and maintains radio communication equipment used by other departments and divisions. (The cost of utility service to City-maintained traffic signals is also charged to this division.) Its functions consist of maintaining, replacing, and adding traffic signs and signals in the City; maintaining, replacing, and adding traffic signals; street striping; and hanging banners for holidays and special events.

DEMAND PERFORMANCE INDICATORS:

Description	2018 - 2019 Actual	2019 - 2020 Estimated	2020 - 2021 Estimated
Communications/work orders completed	561	600	600
Traffic/sign work completed	4,424	4,500	4,500
Traffic/signal work completed	526	600	600

AUTHORIZED PERSONNEL:

Total Personnel Count	Actual Fiscal Year 2018 - 2019	Adopted Budget 2019 - 2020	Adjusted Budget 2019 - 2020	Budget 2020 - 2021
Full-Time	8	8	8	8

**CITY OF LAKE CHARLES
FISCAL YEAR 2020 - 2021 ANNUAL BUDGET**

Department / Division	Actual Fiscal Year 2018 - 2019	Adopted Budget 2019 - 2020	Adjusted Budget 2019 - 2020	Y-T-D FY 2020 7/31/2020	% Change Adopted '20 from Actual '19	Budget 2020 - 2021	% Change Adopted '20 to '21 Budget
FUND: 001 GENERAL FUND							
DEPT: 06 PUBLIC WORKS							
DIV: 07 COMMUNICATION & TRAFFIC							
Salaries/ Wages/ OT	\$ 312,421	\$ 334,900	\$ 334,900	\$ 264,571	7.2%	\$ 339,500	1.4%
Fringe Benefits	121,874	134,300	134,500	106,566	10.2%	147,500	9.8%
General Operating Services	11	600	600	365	5354.5%	600	0.0%
Insurance - Property, AL, GL, WC	143,315	142,775	142,775	107,082	-0.4%	142,775	0.0%
Maintenance & Rentals	13,900	14,500	14,500	9,146	4.3%	15,600	7.6%
Utilities	22,468	33,400	27,700	16,630	48.7%	27,300	-18.3%
Contractual Services & Projects	4,369	4,000	4,000	3,851	-8.4%	5,000	25.0%
General Supplies	126,712	117,500	135,800	82,747	-7.3%	137,000	16.6%
Automotive Supplies & Gasoline	21,108	22,150	22,150	12,656	4.9%	22,600	2.0%
Materials & Equipment	10,371	11,800	12,000	3,710	13.8%	12,400	5.1%
Major Acquisitions & Improvements	-	328,000	253,364	140,532	N/A	323,000	-1.5%
Special Current Charges	85	700	24,336	35	723.5%	25,700	3571.4%
COMMUNICATION & TRAFFIC	\$ 776,634	\$ 1,144,625	\$ 1,106,625	\$ 747,891	47.4%	\$ 1,198,975	4.7%

**CITY OF LAKE CHARLES
FISCAL YEAR 2020 – 2021 ANNUAL BUDGET**

**FUND: 001 GENERAL FUND
DEPARTMENT: 06 PUBLIC WORKS
DIVISION: 14 GROUNDS MAINTENANCE**

GOAL MISSION STATEMENT:

To provide and maintain the aesthetic quality of the City. The Drainage area of the Division is to maintain the City's infrastructure drainage system.

FUNCTION DESCRIPTION:

The Grounds Maintenance/Beautification Division performs grounds maintenance functions such as mowing and landscape management. Its functions include seeding, fertilizing, mowing, grooming, trimming, flower beds, and grass cutting on medians, neutral grounds, city right of ways, boulevards, city owned facilities and two (2) city-owned cemeteries. The Drainage system, consisting of approximately 425 miles includes underground drainage, surface drainage, and open ditch drainage. These drainage systems are inspected on an annual basis. The City's Litter Abatement Program is accounted for in this division also.

DEMAND PERFORMANCE INDICATORS:

Description	2018 – 2019 Actual	2019 – 2020 Estimated	2020 - 2021 Estimated
Work orders completed	1,187	1,525	1,625

AUTHORIZED PERSONNEL:

Total Personnel Count	Actual Fiscal Year 2018 - 2019	Adopted Budget 2019 - 2020	Adjusted Budget 2019 - 2020	Budget 2020 - 2021
Full-Time	30	30	30	30
Part-Time	5	5	5	5

**CITY OF LAKE CHARLES
FISCAL YEAR 2020 - 2021 ANNUAL BUDGET**

Department / Division	Actual Fiscal Year 2018 - 2019	Adopted Budget 2019 - 2020	Adjusted Budget 2019 - 2020	Y-T-D FY 2020 7/31/2020	% Change Adopted '20 from Actual '19	Budget 2020 - 2021	% Change Adopted '20 to '21 Budget
FUND: 001 GENERAL FUND							
DEPT: 06 PUBLIC WORKS							
DIV: 14 GROUNDS MAINTENANCE							
Salaries/ Wages/ OT	\$ 848,567	\$ 969,400	\$ 969,400	\$ 750,989	14.2%	\$ 1,016,200	4.8%
Fringe Benefits	385,599	457,400	455,900	335,442	18.6%	496,200	8.5%
General Operating Services	292	1,000	2,500	607	242.5%	1,300	30.0%
Insurance - Property, AL, GL, WC	459,958	124,210	126,210	93,866	-73.0%	125,210	0.8%
Maintenance & Rentals	123,057	128,100	126,100	52,498	4.1%	102,400	-20.1%
Utilities	5,754	6,000	6,000	4,001	4.3%	5,900	-1.7%
Contractual Services & Projects	103,521	125,650	125,650	60,051	21.4%	140,650	11.9%
General Supplies	59,373	75,500	75,000	42,792	27.2%	78,000	3.3%
Automotive Supplies & Gasoline	358,790	321,300	321,600	261,371	-10.4%	343,500	6.9%
Materials & Equipment	59,619	60,000	50,700	28,347	0.6%	54,500	-9.2%
Major Acquisitions & Improvements	323,038	587,750	597,250	590,895	81.9%	322,000	-45.2%
Special Current Charges	5,548	5,000	5,000	3,431	-9.9%	5,500	10.0%
GROUNDS MAINTENANCE	<u>\$ 2,733,116</u>	<u>\$ 2,861,310</u>	<u>\$ 2,861,310</u>	<u>\$ 2,224,290</u>	4.7%	<u>\$ 2,691,360</u>	-5.9%

**CITY OF LAKE CHARLES
FISCAL YEAR 2020 – 2021 ANNUAL BUDGET**

**FUND: 001 GENERAL FUND
DEPARTMENT: 06 PUBLIC WORKS
DIVISION: 15 ENGINEERING**

GOAL MISSION STATEMENT:

To provide the residents of the City of Lake Charles, as well as other departments of the City, technical Services in the design, development and maintenance of city-wide infrastructure, capital improvement projects and subdivision developments with the highest level of expertise in a timely and efficient manner.

FUNCTION DESCRIPTION

Design, assist, supervise and check designs of proposed projects; prepare engineering plans, cost estimates and specifications for construction projects; review designs by private professional engineers; review plans for City paving and storm drainage projects to determine work adjustment or relocation of utilities; interpret plans and specifications of contract work; review and make bid recommendations; direct studies of existing and proposed storm drainage, water, sewer, and road capabilities; provide information concerning location of existing utilities; supervise the utility permit program; perform preconstruction estimates on proposed City projects and maintain cost records during construction; maintain as-built plans; supervise maintenance of City maps, construction plans and related information; attend City Council and other public meetings to explain services and requirements, to solve problems, or to dispose of complaints; maintain records; prepare periodic and progress reports, summaries, and recommendations and annual budget.

DEMAND PERFORMANCE INDICATORS:

Description	2018 – 2019 Actual	2019 - 2020 Estimated	2020 - 2021 Estimated
Projects Completed	43	57	50
Active A&E's* / Task Orders	75	53	60

* Architectural and Engineering Agreements

AUTHORIZED PERSONNEL:

Total Personnel Count	Actual Fiscal Year 2018 - 2019	Adopted Budget 2019 - 2020	Adjusted Budget 2019 - 2020	Budget 2020 - 2021
Full-Time	3	3	3	3

**CITY OF LAKE CHARLES
FISCAL YEAR 2020 - 2021 ANNUAL BUDGET**

Department / Division	Actual Fiscal Year 2018 - 2019	Adopted Budget 2019 - 2020	Adjusted Budget 2019 - 2020	Y-T-D FY 2020 7/31/2020	% Change Adopted '20 from Actual '19	Budget 2020 - 2021	% Change Adopted '20 to '21 Budget
FUND: 001 GENERAL FUND							
DEPT: 06 PUBLIC WORKS							
DIV: 15 ENGINEERING							
Salaries/ Wages/ OT	\$ 119,924	\$ 151,000	\$ 151,000	\$ 121,736	25.9%	\$ 155,100	2.7%
Fringe Benefits	41,655	54,200	54,200	42,702	30.1%	61,300	13.1%
General Operating Services	480	1,500	500	245	212.5%	3,500	133.3%
Insurance - Property, AL, GL, WC	-	900	900	675	N/A	900	0.0%
Maintenance & Rentals	36	500	1,100	190	1288.9%	1,000	100.0%
Utilities	187	500	500	286	167.4%	600	20.0%
General Supplies	2,869	4,100	3,600	954	42.9%	4,200	2.4%
Automotive Supplies & Gasoline	2,894	2,300	4,000	2,588	-20.5%	4,000	73.9%
Materials & Equipment	205	3,000	2,200	-	1363.4%	3,000	0.0%
Major Acquisitions & Improvements	-	28,000	28,000	23,650	N/A	-	-100.0%
Special Current Charges	461	300	300	70	-34.9%	50,500	16733.3%
ENGINEERING	<u>168,711</u>	<u>246,300</u>	<u>246,300</u>	<u>193,096</u>	46.0%	<u>284,100</u>	15.3%
PUBLIC WORKS DEPARTMENT	<u>\$ 15,675,002</u>	<u>\$ 18,143,902</u>	<u>\$ 18,143,902</u>	<u>\$ 13,010,308</u>	15.8%	<u>\$18,149,512</u>	0.0%

**CITY OF LAKE CHARLES
FISCAL YEAR 2020 – 2021 ANNUAL BUDGET**

**FUND: 001 GENERAL FUND
DEPARTMENT: 07 PLANNING AND DEVELOPMENT
DIVISION:**

GOAL MISSION STATEMENT:

To strive to administer safe, balanced, aesthetically pleasing and sustainable physical development to Lake Charles while protecting the larger public interest and improving quality.

Through the Planning Commission, the Planning Department is tasked with the principle authority to evaluate, formulate, plan, and execute the basic ingredients of the “City’s Urban Policy.”

FUNCTION DESCRIPTION:

The Planning and Development Department administers programs that influence the quality of life within the City of Lake Charles. These include zoning and land use enforcement, subdivision administration, and floodplain management. The planning department monitors current trends and has several community plans to foster development in all areas of the City. Partnering with the SWLA Economic Development Alliance, the City of Lake Charles is dedicated to improving the economic reinvestment of the Lake Charles community.

Planning and Development Department Divisions:

- Administration
- Permit Center
- Downtown/Lakefront Development

AUTHORIZED PERSONNEL:

Total Personnel Count	Actual Fiscal Year 2018 - 2019	Adopted Budget 2019 - 2020	Adjusted Budget 2019 - 2020	Budget 2020 - 2021
Full-Time	21	21	22	23
Part-Time	4	4	3	3

**CITY OF LAKE CHARLES
FISCAL YEAR 2020 - 2021 ANNUAL BUDGET**

Department / Division	Actual Fiscal Year 2018 - 2019	Adopted Budget 2019 - 2020	Amended Budget 2019 - 2020	Y-T-D FY 2020 7/31/2020	Projected Expenditures FY 2020	% Change Adopted '20 from Actual '19	Budget 2020 - 2021	% Change Adopted '20 to '21 Budget
FUND: 001 FUND: 001 GENERAL FUND								
DEPT: 07 PLANNING & DEVELOPMENT								
Salaries/ Wages/ OT	\$ 1,111,919	\$ 1,169,800	\$ 1,174,300	\$ 931,964	\$ 1,150,814	5.2%	\$ 1,248,200	6.7%
Fringe Benefits	391,899	430,460	425,960	326,683	417,441	9.8%	484,960	12.7%
General Operating Services	97,673	153,200	153,200	58,703	91,920	56.8%	105,400	-31.2%
Insurance - Property, AL, GL, WC	86,057	91,205	91,205	67,891	91,205	6.0%	91,205	0.0%
Maintenance & Rentals	21,020	35,000	35,000	10,362	17,500	66.5%	25,600	-26.9%
Utilities	14,201	18,500	19,200	15,571	19,200	30.3%	19,500	5.4%
Contractual Services & Projects	285,682	330,150	402,150	253,559	398,129	15.6%	446,500	35.2%
General Supplies	14,966	32,950	32,250	9,021	17,738	120.2%	22,850	-30.7%
Automotive Supplies & Gasoline	18,933	24,700	24,700	12,329	19,760	30.5%	23,450	-5.1%
Materials & Equipment	22,479	18,300	18,300	955	9,150	-18.6%	16,000	-12.6%
Major Acquisitions & Improvements	104,837	50,000	50,000	44,645	44,645	-52.3%	46,000	-8.0%
Special Current Charges	194,413	209,650	137,650	63,225	110,120	7.8%	184,650	-11.9%
PLANNING & DEVELOPMENT DEPT	\$ 2,364,079	\$ 2,563,915	\$ 2,563,915	\$ 1,794,908	\$ 2,387,621	8.5%	\$ 2,714,315	5.9%

**CITY OF LAKE CHARLES
FISCAL YEAR 2020 – 2021 ANNUAL BUDGET**

**FUND: 001 GENERAL FUND
DEPARTMENT: 07 PLANNING AND DEVELOPMENT
DIVISION: 01 ADMINISTRATION**

GOAL MISSION STATEMENT:

To provide for the overall planning and coordination of the City’s planning needs through customer service, prompt and adequate responses to telephone inquiries, efficient handling and resolution of zoning disputes and complaints; handling comprehensive planning, zoning, site plan development questions.

FUNCTION DESCRIPTION:

This division performs general City planning activities, administers zoning and other land development regulations, and carries out economic development programs. It processes zoning compliance, site plans, annexation request, subdivision plans, and planned developments. It oversees and administers programs that directly influence the quality of life within the City. Other functions include historic preservation, downtown development, subdivision management, and floodplain management.

DEMAND PERFORMANCE INDICATORS:

Description	2018 – 2019 Actual	2019 - 2019 Estimated	2020 - 2021 Estimated
Annexations	7	8	8
Subdivisions	46	45	50
Planning Commission			
Major Conditional Use Permits	14	15	15
Minor Conditional Use Permits	30	25	30
Special Exception or Variance Permits	45	35	45
Rezoning	10	5	10

AUTHORIZED PERSONNEL:

Total Personnel Count	Actual Fiscal Year 2018 - 2019	Adopted Budget 2019 - 2020	Adjusted Budget 2019 - 2020	Budget 2020 - 2021
Full-Time	5	5	5	5

**CITY OF LAKE CHARLES
FISCAL YEAR 2020 - 2021 ANNUAL BUDGET**

Department / Division	Actual Fiscal Year 2018 - 2019	Adopted Budget 2019 - 2020	Adjusted Budget 2019 - 2020	Y-T-D FY 2020 7/31/2020	% Change Adopted '20 from Actual '19	Budget 2020 - 2021	% Change Adopted '20 to '21 Budget
FUND: 001 GENERAL FUND							
DEPT: 07 PLANNING & DEVELOPMENT							
DIV: 01 ADMINISTRATION							
Salaries/ Wages/ OT	\$ 339,447	\$ 352,500	\$ 352,500	\$ 287,563	3.8%	\$ 357,500	1.4%
Fringe Benefits	114,305	121,500	121,500	97,283	6.3%	132,800	9.3%
General Operating Services	53,941	100,000	100,000	28,386	85.4%	55,000	-45.0%
Insurance - Property, AL, GL, WC	18,380	51,485	51,485	38,613	180.1%	51,485	0.0%
Maintenance & Rentals	4,443	10,400	10,400	682	134.1%	5,100	-51.0%
Utilities	2,623	3,000	3,700	3,395	14.4%	4,000	33.3%
Contractual Services & Projects	-	8,150	8,150	4,250	N/A	5,000	-38.7%
General Supplies	2,008	7,650	6,950	966	281.0%	4,550	-40.5%
Automotive Supplies & Gasoline	1,597	2,600	2,600	1,379	62.8%	2,850	9.6%
Materials & Equipment	9,215	6,500	6,500	520	-29.5%	6,500	0.0%
Major Acquisitions & Improvements	23,493	-	-	-	-100.0%	-	N/A
Special Current Charges	162,336	135,500	86,500	47,081	-16.5%	135,500	0.0%
ADMINISTRATION	\$ 731,788	\$ 799,285	\$ 750,285	\$ 510,118	9.2%	\$ 760,285	-4.9%

**CITY OF LAKE CHARLES
FISCAL YEAR 2020 – 2021 ANNUAL BUDGET**

**FUND: 001 GENERAL FUND
DEPARTMENT: 07 PLANNING AND DEVELOPMENT
DIVISION: 02 PERMIT CENTER**

GOAL MISSION STATEMENT:

To provide information to the public and contractors; review development and single structure designs; conduct plan reviews and inspections; manage the structure demolition process; and preserve health, safety, and welfare of the City.

FUNCTION DESCRIPTION:

The Permit Center is a centralized location for obtaining development permits and for acquiring information on all construction, zoning, and land-use requirements for the City of Lake Charles. It establishes rules and regulations for construction, alteration, repair, removal, relocation, demolition, and the use and occupancy of buildings, structures, and premises. It is also responsible for the following: review plans for compliance of new construction and alteration of existing structures; issue building, electrical plumbing, gas, and mechanical permits; perform inspections of various trades on new and altered buildings to assure compliance with codes; license various construction trades such as building, electrical, plumbing, gas, and mechanical contractors; investigate all complaints dealing with building, electrical, plumbing, gas, mechanical, zoning or property standards, such as junk vehicles, junk materials, garbage and trash, or tall grass on private property; and handle condemnation procedures.

DEMAND PERFORMANCE INDICATORS:

Description	2018 – 2019 Actual	2019 - 2020 Estimated	2020 - 2021 Estimated
Building permits	1,520	1,300	1,500
Electrical permits	1,507	1,100	1,500
Mechanical permits	725	650	725
Plumbing permits	976	2,000	1,500
Total Inspections	13,043	14,500	15,000
Property Standards Inspections	11,054	12,500	12,800

AUTHORIZED PERSONNEL:

Total Personnel Count	Actual Fiscal Year 2018 - 2019	Adopted Budget 2019 - 2020	Adjusted Budget 2019 - 2020	Budget 2020 - 2021
Full-Time	14	14	15	16
Part-Time	4	4	3	3

**CITY OF LAKE CHARLES
FISCAL YEAR 2020 - 2021 ANNUAL BUDGET**

Department / Division	Actual Fiscal Year 2018 - 2019	Adopted Budget 2019 - 2020	Adjusted Budget 2019 - 2020	Y-T-D FY 2020 7/31/2020	% Change Adopted '20 from Actual '19	Budget 2020 - 2021	% Change Adopted '20 to '21 Budget
FUND: 001 GENERAL FUND							
DEPT: 07 PLANNING & DEVELOPMENT							
DIV: 02 PERMIT CENTER							
Salaries/ Wages/ OT	\$ 672,709	\$ 713,400	\$ 717,900	\$ 558,905	6.0%	\$ 783,800	9.9%
Fringe Benefits	242,185	269,260	264,760	199,676	11.2%	308,460	14.6%
General Operating Services	41,912	49,300	49,300	29,221	17.6%	47,300	-4.1%
Insurance - Property, AL, GL, WC	60,477	39,100	39,100	28,813	-35.3%	39,100	0.0%
Maintenance & Rentals	16,577	24,600	24,600	9,680	48.4%	20,500	-16.7%
Utilities	11,364	15,000	15,000	11,997	32.0%	15,000	0.0%
Contractual Services & Projects	280,917	316,000	392,000	249,309	12.5%	435,500	37.8%
General Supplies	12,361	21,000	21,000	7,730	69.9%	15,500	-26.2%
Automotive Supplies & Gasoline	17,336	22,100	22,100	10,950	27.5%	20,600	-6.8%
Materials & Equipment	13,264	11,800	11,800	435	-11.0%	9,500	-19.5%
Major Acquisitions & Improvements	81,344	50,000	50,000	44,645	-38.5%	46,000	-8.0%
Special Current Charges	19,766	28,500	28,500	12,763	44.2%	22,500	-21.1%
PERMIT CENTER	\$ 1,470,212	\$ 1,560,060	\$ 1,636,060	\$ 1,164,124	6.1%	\$ 1,763,760	13.1%

**CITY OF LAKE CHARLES
FISCAL YEAR 2020 – 2021 ANNUAL BUDGET**

**FUND: 001 GENERAL FUND
DEPARTMENT: 07 PLANNING AND DEVELOPMENT
DIVISION: 13 DOWNTOWN/LAKEFRONT DEVELOPMENT**

GOAL MISSION STATEMENT:

To define the parameters, characteristics, aesthetics, and mission of the Downtown Development District with focus on customer and stakeholder needs. The Lakefront Development Sub-district, established in 2007 by Ordinance Number 14114, was created to create a special taxing district and political subdivision of the state to provide for the commercial and/or residential development of designated areas along the lakefront in accordance with a comprehensive plan for development of property within the boundaries of the downtown development district in accordance with the provisions of R.S. 33:9038.57. Two Historic Districts are adjacent to Downtown. The "Charpentier Historic District" encases a 50-block area of homes dating back to the late 1800's and 1900's. This district encompasses some of the finest renovated architecture in Louisiana which was included in the 1990 National Historic Register.

FUNCTION DESCRIPTION:

This division was established in the 2010-2011 fiscal year to perform the planning and development function for the downtown and lakefront districts of the City. Its functions include beautification/aesthetics; budget, funding, operations; economic development; historic preservation; planning and coordination; transportation; and safety and security, including management of the capital improvement program (LDAP) within the district. In addition to the Downtown Lakefront division's specific duties, the division coordinates several other city wide planning and implementation functions.

DEMAND PERFORMANCE INDICATORS:

Description	2018 – 2019 Actual	2019 - 2020 Estimated	2020 - 2021 Estimated
Development reviews	52	36	25
Historic preservation Projects	25	20	25

AUTHORIZED PERSONNEL:

Total Personnel Count	Actual Fiscal Year 2018 - 2019	Adopted Budget 2019 - 2020	Adjusted Budget 2019 - 2020	Budget 2020 - 2021
Full-Time	2	2	2	2

**CITY OF LAKE CHARLES
FISCAL YEAR 2020 - 2021 ANNUAL BUDGET**

<u>Department / Division</u>	<u>Actual Fiscal Year 2018 - 2019</u>	<u>Adopted Budget 2019 - 2020</u>	<u>Adjusted Budget 2019 - 2020</u>	<u>Y-T-D FY 2020 7/31/2020</u>	<u>% Change Adopted '20 from Actual '19</u>	<u>Budget 2020 - 2021</u>	<u>% Change Adopted '20 to '21 Budget</u>
FUND: 001 GENERAL FUND							
DEPT: 07 PLANNING & DEVELOPMENT							
DIV: 13 DOWNTOWN/LAKEFRONT DEVLPMNT							
Salaries/ Wages/ OT	\$ 99,761	\$ 103,900	\$ 103,900	\$ 85,496	4.1%	\$ 106,900	2.9%
Fringe Benefits	35,411	39,700	39,700	29,724	12.1%	43,700	10.1%
General Operating Services	1,820	3,900	3,900	1,096	114.3%	3,100	-20.5%
Insurance - Property, AL, GL, WC	7,200	620	620	465	-91.4%	620	0.0%
Utilities	214	500	500	179	133.6%	500	0.0%
Contractual Services & Projects	4,765	6,000	2,000	-	25.9%	6,000	0.0%
General Supplies	597	4,300	4,300	325	620.3%	2,800	-34.9%
Special Current Charges	12,311	45,650	22,650	3,381	270.8%	26,650	-41.6%
DOWNTOWN/LAKEFRONT PLAN	<u>162,079</u>	<u>204,570</u>	<u>177,570</u>	<u>120,666</u>	26.2%	<u>190,270</u>	-7.0%
 PLANNING & DEVELOPMENT DEPT.	 <u>\$ 2,364,079</u>	 <u>\$ 2,563,915</u>	 <u>\$ 2,563,915</u>	 <u>\$ 1,794,908</u>	 8.5%	 <u>\$ 2,714,315</u>	 5.9%

**CITY OF LAKE CHARLES
FISCAL YEAR 2020 – 2021 ANNUAL BUDGET**

**FUND: 001 GENERAL FUND
DEPARTMENT: 10 GENERAL SERVICES
DIVISION:**

GOAL MISSION STATEMENT:

To give the highest quality of service to fellow employees and the community of Lake Charles.

FUNCTION DESCRIPTION:

General Services Department Divisions:

Administration
Building Services
Printing Services

Information Technology
1911 Arts & Cultural Center
Community Service Grants

AUTHORIZED PERSONNEL:

Total Personnel Count	Actual Fiscal Year 2018 - 2019	Adopted Budget 2019 - 2020	Adjusted Budget 2019 - 2020	Budget 2020 - 2021
Full-Time	20	20	20	20
Part-Time	6	6	6	6

**CITY OF LAKE CHARLES
FISCAL YEAR 2020 - 2021 ANNUAL BUDGET**

Department / Division	Actual Fiscal Year 2018 - 2019	Adopted Budget 2019 - 2020	Amended Budget 2019 - 2020	Y-T-D FY 2020 7/31/2020	Projected Expenditures FY 2020	% Change Adopted '20 from Actual '19	Budget 2020 - 2021	% Change Adopted '20 to '21 Budget
FUND: 001 GENERAL FUND								
DEPT: 10 GENERAL SERVICES								
Salaries/ Wages/ OT	\$ 1,163,669	\$ 1,353,600	\$ 1,303,100	\$ 933,063	\$ 1,237,945	16.3%	\$ 1,350,600	-0.2%
Fringe Benefits	349,700	445,400	445,400	278,145	400,860	27.4%	466,750	4.8%
General Operating Services	63,841	82,000	72,000	26,168	50,400	28.4%	71,700	-12.6%
Insurance - Property, AL, GL, WC	232,985	109,110	105,110	78,084	105,110	-53.2%	109,110	0.0%
Maintenance & Rentals	366,583	516,150	523,200	307,172	429,024	40.8%	500,950	-2.9%
Utilities	170,718	195,400	218,700	139,261	207,765	14.5%	205,000	4.9%
Contractual Services & Projects	678,890	1,003,650	1,006,100	776,139	905,490	47.8%	1,012,250	0.9%
General Supplies	70,353	121,500	117,000	43,106	93,600	72.7%	108,400	-10.8%
Automotive Supplies & Gasoline	7,935	11,050	12,975	7,740	10,380	39.3%	11,675	5.7%
Materials & Equipment	473,320	385,500	385,075	212,286	308,060	-18.6%	446,000	15.7%
Major Acquisitions & Improvements	62,969	-	-	-	-	-100.0%	-	N/A
Special Current Charges	1,538,274	2,092,600	2,127,300	1,027,096	1,914,570	36.0%	2,273,900	8.7%
GENERAL SERVICES DEPARTMENT	\$ 5,179,237	6,315,960	6,315,960	3,828,260	\$ 5,663,204	21.9%	6,556,335	3.8%
OPERATING EXPENDITURES	\$ 66,827,801	\$ 72,826,567	\$ 72,826,567	\$ 52,632,148	\$ 68,574,477	9.0%	\$ 75,059,295	3.1%

**CITY OF LAKE CHARLES
FISCAL YEAR 2020 – 2021 ANNUAL BUDGET**

**FUND: 001 GENERAL FUND
DEPARTMENT: 10 GENERAL SERVICES
DIVISION: 01 ADMINISTRATION**

GOAL MISSION STATEMENT:

To give the highest quality of service to fellow employees and the community of Lake Charles.

FUNCTION DESCRIPTION:

This division serves as a cost center for general administrative support and non-departmental charges, operational payments to other agencies pursuant to statutes or agreements, and incidental expenses of boards and commissions. It also provides for education costs and write-offs of uncollectible receivables for the entire General Fund.

This division also oversees the following annual special events: Vietnam Veterans Honor Day, Patriot’s Ball, Leaders Against Litter, Shed the Bias and Codofil, all facilitated through the Mayor’s Office, with support from a specified Mayor’s Commission. Events relative to the City’s Sesquicentennial Celebrations and the Louisiana Municipal Association 2018 Annual Conference hosted by the City of Lake Charles, are not included in the 2019 - 2020 demand performance indicators as these events were not reoccurring annual events.

DEMAND PERFORMANCE INDICATORS:

Description	2018 - 2019 Actual	2019 - 2020 Estimated	2020 - 2021 Estimated
Elections	0	0	2
CPPJ agreements	5	5	5
Special Events	7	10	5

AUTHORIZED PERSONNEL:

Total Personnel Count	Actual Fiscal Year 2018 - 2019	Adopted Budget 2019 - 2020	Adjusted Budget 2019 - 2020	Budget 2020 - 2021
Full-Time	6	6	6	6
Part-Time	1	1	1	1

**CITY OF LAKE CHARLES
FISCAL YEAR 2020 - 2021 ANNUAL BUDGET**

Department / Division	Actual Fiscal Year 2018 - 2019	Adopted Budget 2019 - 2020	Adjusted Budget 2019 - 2020	Y-T-D FY 2020 7/31/2020	% Change Adopted '20 from Actual '19	Budget 2020 - 2021	% Change Adopted '20 to '21 Budget
FUND: 001 GENERAL FUND							
DEPT: 10 GENERAL SERVICES							
DIV: 01 ADMINISTRATION							
Salaries/ Wages/ OT	\$ 232,179	\$ 351,200	\$ 296,200	\$ 188,834	51.3%	\$ 340,800	-3.0%
Fringe Benefits	75,142	135,400	135,400	64,946	80.2%	139,250	2.8%
General Operating Services	52,570	70,800	60,800	22,504	34.7%	60,800	-14.1%
Insurance - Property, AL, GL, WC	120,081	7,825	3,825	2,118	-93.5%	7,825	0.0%
Maintenance & Rentals	24,614	32,550	42,250	33,599	32.2%	45,050	38.4%
Utilities	47,749	47,000	67,000	50,690	-1.6%	67,000	42.6%
Contractual Services & Projects	3,722	27,650	11,950	4,833	642.9%	21,150	-23.5%
General Supplies	16,694	37,300	32,300	8,529	123.4%	26,000	-30.3%
Automotive Supplies & Gasoline	1,333	3,250	5,250	3,879	143.8%	4,150	27.7%
Materials & Equipment	-	2,800	2,800	532	N/A	2,800	0.0%
Major Acquisitions & Improvements	26,975	-	-	-	-100.0%	-	N/A
Special Current Charges	1,537,319	2,090,700	2,125,400	1,026,644	36.0%	2,272,200	8.7%
GENERAL ADMINISTRATION	<u>\$ 2,138,378</u>	<u>\$ 2,806,475</u>	<u>\$ 2,783,175</u>	<u>\$ 1,407,108</u>	31.2%	<u>\$ 2,987,025</u>	6.4%

**CITY OF LAKE CHARLES
FISCAL YEAR 2020 – 2021 ANNUAL BUDGET**

**FUND: 001 GENERAL FUND
DEPARTMENT: 10 GENERAL SERVICES
DIVISION: 02 BUILDING SERVICES**

GOAL MISSION STATEMENT:

To provide maintenance, custodial and security for City Hall, 1911 Arts & Cultural Center, and Central School; Arts & Humanities Center so that each can operate efficiently and safely.

FUNCTION DESCRIPTION:

This division is a branch of the Public Works Building Maintenance Division. It maintains and oversees the janitorial services, security, and supplies for City Hall, 1911 Arts & Cultural Center, and Central School Arts & Humanities Center.

DEMAND PERFORMANCE INDICATORS:

Description	2018 - 2019 Actual	2019 - 2020 Estimated	2020 - 2021 Estimated
Floors to maintain	16	16	16
Work Orders Completed	40	44	44

AUTHORIZED PERSONNEL:

Total Personnel Count	Actual Fiscal Year 2018 - 2019	Adopted Budget 2019 - 2020	Adjusted Budget 2019 - 2020	Budget 2020 - 2021
Full-Time	3	3	3	3
Part-Time	3	3	3	3

**CITY OF LAKE CHARLES
FISCAL YEAR 2020 - 2021 ANNUAL BUDGET**

Department / Division	Actual Fiscal Year 2018 - 2019	Adopted Budget 2019 - 2020	Adjusted Budget 2019 - 2020	Y-T-D FY 2020 7/31/2020	% Change Adopted '20 from Actual '19	Budget 2020 - 2021	% Change Adopted '20 to '21 Budget
FUND: 001 GENERAL FUND							
DEPT: 10 GENERAL SERVICES							
DIV: 02 BUILDING SERVICES							
Salaries/ Wages/ OT	\$ 273,925	\$ 332,700	\$ 332,700	\$ 217,609	21.5%	\$ 323,800	-2.7%
Fringe Benefits	57,367	82,600	82,600	46,821	44.0%	89,150	7.9%
General Operating Services	256	200	200	56	-21.9%	200	0.0%
Insurance - Property, AL, GL, WC	53,331	85,960	85,960	64,470	61.2%	85,960	0.0%
Maintenance & Rentals	170,678	263,100	263,100	137,870	54.1%	214,100	-18.6%
Utilities	89,284	103,500	103,500	61,657	15.9%	97,800	-5.5%
Contractual Services & Projects	18,043	73,000	73,000	40,339	304.6%	63,000	-13.7%
General Supplies	27,195	43,400	43,400	14,920	59.6%	42,700	-1.6%
Automotive Supplies & Gasoline	5,626	5,550	5,550	3,095	-1.4%	5,550	0.0%
Materials & Equipment	8,204	13,200	13,200	7,840	60.9%	9,700	-26.5%
Special Current Charges	641	1,200	1,200	332	87.2%	1,000	-16.7%
BUILDING SERVICES	\$ 704,550	\$ 1,004,410	\$ 1,004,410	\$ 595,009	42.6%	\$ 932,960	-7.1%

**CITY OF LAKE CHARLES
FISCAL YEAR 2020 – 2021 ANNUAL BUDGET**

**FUND: 001 GENERAL FUND
DEPARTMENT: 10 GENERAL SERVICES
DIVISION: 03 PRINTING SERVICES**

GOAL MISSION STATEMENT:

To provide timely and efficient handling of the City's printing needs and mail delivery services for all City departments.

To provide communication services that help promote City activities/successes in the most effective means possible.

FUNCTION DESCRIPTION:

This division provides for the various printing needs of all City departments including stationery, envelopes, and forms; works with departments/divisions on printing projects such as the annual budget, certificates, brochures, booklets; maintains a supply of paper for copy machines; and picks up mail from the Post Office and City offices and distributes it to all City divisions. Material and postage costs are charged to the receiving departments/divisions.

DEMAND PERFORMANCE INDICATORS:

Description	2018 – 2019 Actual	2019 - 2020 Estimated	2020 - 2021 Estimated
Pages printed	825,292	650,000	700,000
Mail metered	63,037	62,000	70,000

AUTHORIZED PERSONNEL:

Total Personnel Count	Actual Fiscal Year 2018 - 2019	Adopted Budget 2019 - 2020	Adjusted Budget 2019 - 2020	Budget 2020 - 2021
Full-Time	3	3	3	3

**CITY OF LAKE CHARLES
FISCAL YEAR 2020 - 2021 ANNUAL BUDGET**

Department / Division	Actual Fiscal Year 2018 - 2019	Adopted Budget 2019 - 2020	Adjusted Budget 2019 - 2020	Y-T-D FY 2020 7/31/2020	% Change Adopted '20 from Actual '19	Budget 2020 - 2021	% Change Adopted '20 to '21 Budget
FUND: 001 GENERAL FUND							
DEPT: 10 GENERAL SERVICES							
DIV: 03 PRINTING SERVICES							
Salaries/ Wages/ OT	\$ 91,535	\$ 95,800	\$ 95,800	\$ 77,059	4.7%	\$ 97,700	2.0%
Fringe Benefits	38,973	40,900	40,900	32,851	4.9%	45,200	10.5%
General Operating Services	7,435	6,500	6,500	2,789	-12.6%	6,500	0.0%
Insurance - Property, AL, GL, WC	15,348	575	575	432	-96.3%	575	0.0%
Maintenance & Rentals	77,936	80,850	80,850	59,074	3.7%	80,450	-0.5%
Utilities	944	1,200	1,200	610	27.1%	1,000	-16.7%
General Supplies	832	1,300	1,800	937	56.3%	1,800	38.5%
Automotive Supplies & Gasoline	768	1,350	1,350	562	75.8%	1,350	0.0%
Materials & Equipment	7,520	4,500	4,000	1,661	-40.2%	5,500	22.2%
Special Current Charges	70	200	200	120	185.7%	200	0.0%
PRINTING SERVICES	\$ 241,361	\$ 233,175	\$ 233,175	\$ 176,095	-3.4%	\$ 240,275	3.0%

**CITY OF LAKE CHARLES
FISCAL YEAR 2020 – 2021 ANNUAL BUDGET**

**FUND: 001 GENERAL FUND
DEPARTMENT: 10 GENERAL SERVICES
DIVISION: 04 INFORMATION TECHNOLOGY**

GOAL MISSION STATEMENT:

To provide all City employees with the hardware, software, and network resources needed to perform their jobs effectively and efficiently and to provide citizens with the electronic services needed to conduct business with the City.

FUNCTION DESCRIPTION:

Functions of the Information Technology Division include application support for ten or more enterprise-class systems used by all City employees or by specific departments; hardware, operating system, and software support for desktop computers and laptops used by approximately 600 employees across all City departments; and management of fifty or more servers housed in a 24x7x365 data center and in other City facilities.

DEMAND PERFORMANCE INDICATORS:

Description	2018 - 2019 Actual	2019 - 2020 Estimated	2020 - 2021 Estimated
Number of computers in use	660	670	690
Work orders completed	1,467	1,700	1,500

AUTHORIZED PERSONNEL:

Total Personnel Count	Actual Fiscal Year 2018 - 2019	Adopted Budget 2019 - 2020	Adjusted Budget 2019 - 2020	Budget 2020 - 2021
Full-Time	4	4	4	4
Part-Time	1	1	1	1

**CITY OF LAKE CHARLES
FISCAL YEAR 2020 - 2021 ANNUAL BUDGET**

Department / Division	Actual Fiscal Year 2018 - 2019	Adopted Budget 2019 - 2020	Adjusted Budget 2019 - 2020	Y-T-D FY 2020 7/31/2020	% Change Adopted '20 from Actual '19	Budget 2020 - 2021	% Change Adopted '20 to '21 Budget
FUND: 001 GENERAL FUND							
DEPT: 10 GENERAL SERVICES							
DIV: 04 INFORMATION TECHNOLOGY							
Salaries/ Wages/ OT	\$ 321,246	\$ 349,000	\$ 349,000	\$ 270,207	8.6%	\$ 350,000	0.3%
Fringe Benefits	106,825	112,900	112,900	80,623	5.7%	113,750	0.8%
General Operating Services	1,197	1,000	1,000	12	-16.5%	800	-20.0%
Insurance - Property, AL, GL, WC	23,647	6,860	6,860	5,145	-71.0%	6,860	0.0%
Maintenance & Rentals	62,524	80,750	80,750	41,885	29.2%	95,750	18.6%
Utilities	7,687	13,000	13,000	7,961	69.1%	11,000	-15.4%
Contractual Services & Projects	654,319	900,000	900,000	711,018	37.5%	920,000	2.2%
General Supplies	18,097	25,400	25,400	12,041	40.4%	24,700	-2.8%
Automotive Supplies & Gasoline	187	400	400	194	113.9%	375	-6.3%
Materials & Equipment	452,876	362,500	362,500	199,703	-20.0%	425,500	17.4%
Major Acquisitions & Improvements	8,100	-	-	-	-100.0%	-	N/A
Special Current Charges	85	100	100	-	17.6%	100	0.0%
INFORMATION TECHNOLOGY	<u>\$ 1,656,790</u>	<u>\$ 1,851,910</u>	<u>\$ 1,851,910</u>	<u>\$ 1,328,789</u>	11.8%	<u>\$ 1,948,835</u>	5.2%

**CITY OF LAKE CHARLES
FISCAL YEAR 2020 – 2021 ANNUAL BUDGET**

FUND: 001 GENERAL FUND
DEPARTMENT: 10 GENERAL SERVICES
DIVISION: 09 1911 CITY HALL

GOAL MISSION STATEMENT:

To provide for the operation and maintenance of the restored 1911 City Hall building, now the 1911 Arts & Cultural Center.

FUNCTION DESCRIPTION:

This division accounts for the operation and maintenance costs of 1911 Arts & Cultural Center, including wages for temporary employees. The exhibit and event costs at this building are separately budgeted through the Arts/Special Events Fund.

AUTHORIZED PERSONNEL:

Total Personnel Count	Actual Fiscal Year 2018 - 2019	Adopted Budget 2019 - 2020	Adjusted Budget 2019 - 2020	Budget 2020 - 2021
Part-Time	1	1	1	1

**CITY OF LAKE CHARLES
FISCAL YEAR 2020 - 2021 ANNUAL BUDGET**

Department / Division	Actual Fiscal Year 2018 - 2019	Adopted Budget 2019 - 2020	Adjusted Budget 2019 - 2020	Y-T-D FY 2020 7/31/2020	% Change Adopted '20 from Actual '19	Budget 2020 - 2021	% Change Adopted '20 to '21 Budget
FUND: 001 GENERAL FUND							
DEPT: 10 GENERAL SERVICES							
DIV: 09 1911 CITY HALL							
Salaries/ Wages/ OT	\$ 39,654	\$ 46,900	\$ 53,900	\$ 42,558	18.3%	\$ 56,800	21.1%
Fringe Benefits	3,091	4,400	4,400	3,301	42.3%	4,600	4.5%
General Operating Services	60	300	300	1	400.0%	200	-33.3%
Insurance - Property, AL, GL, WC	13,331	6,830	6,830	5,124	-48.8%	6,830	0.0%
Maintenance & Rentals	29,000	56,300	51,150	34,390	94.1%	63,300	12.4%
Utilities	24,321	29,900	33,200	17,726	22.9%	27,400	-8.4%
Contractual Services & Projects	2,467	3,000	21,150	19,949	21.6%	8,100	170.0%
General Supplies	7,116	13,300	13,300	6,290	86.9%	12,500	-6.0%
Special Current Charges	159	200	200	-	25.8%	200	0.0%
1911 CITY HALL	<u>\$ 119,199</u>	<u>\$ 161,130</u>	<u>\$ 184,430</u>	<u>\$ 129,339</u>	35.2%	<u>\$ 179,930</u>	11.7%

**CITY OF LAKE CHARLES
FISCAL YEAR 2020 – 2021 ANNUAL BUDGET**

**FUND: 001 GENERAL FUND
DEPARTMENT: 10 GENERAL SERVICES
DIVISION: 11 COMMUNITY SERVICE GRANTS**

GOAL MISSION STATEMENT:

To administer federally-assisted programs efficiently and timely to help citizens of the city/community, especially lower-income families. It is our goal to ensure that DBEs (Disadvantaged Business Enterprises) have an equal opportunity to receive and participate in DOT (Department of Transportation) assisted contracts.

FUNCTION DESCRIPTION:

This division provides administrative support for federally-assisted programs budgeted through other divisions and fund accounts such as AmeriCorps, Summer Food Service Program, the Community Development Block Grant and HOME Programs, See the individual details on these programs at their respective budget sites. Additional areas administered by this division are as follows:

Human Relations Commission: Operates as an advisory board in all matters involving any department of the City, City officials, employees, and agents and their relationships and/or contacts with the citizens of the City.

Keep Greater Lake Charles Beautiful-Team Green: Is a Mayor's Commission whose mission is to develop and sponsor projects which will enhance the appearance and quality of the environment in Southwest Louisiana. Keep Greater Lake Charles Beautiful-Team Green is an affiliate of Keep America Beautiful and Keep Louisiana Beautiful and participates in the annual Great American Clean-up. The group is made up of citizens appointed by the mayor to serve on a voluntary basis and also includes a junior division, Jr. Team Green, consisting of youth ranging in ages 12-18.

DBE/SBOP: To assist small and small economically and/or socially disadvantaged businesses seeking to do business with the City of Lake Charles. This program provides small businesses with the opportunity to participate with prime contractors on City contracts and procurements by competing with other businesses. Prime contractors, are encouraged to provide good faith efforts of twenty-five (25) percent of their subcontracted work to socially and economically disadvantaged businesses or small businesses.

Inclusion, Diversity, Equity, and Awareness Council (IDEA): The mission of this Council is to expand the opportunities for all individuals and thus enhance their contributions to our community. This Council will foster awareness, understanding, sensitivity and respect for disability, diversity and cultural harmony in the City of Lake Charles and surrounding areas. This Council, appointed by the Mayor, will utilize the time, talent and skills of a broad base of community leaders and volunteers to enhance partnerships, foster inclusion and provide opportunities for citizens to connect and collaborate.

DEMAND PERFORMANCE INDICATORS:

Description	2018 - 2019 Actual	2019 - 2020 Estimated	2020 - 2021 Estimated
MCOD Conferences *	0	1	0
MCOD Attendees*	0	100	0
Keep Greater Lake Charles Beautiful-Team Green activities	10	9	9
Human Relations Cases*	1	0	0
DBE/SBOP Educational Outreach/Trainings	3	5	3
Number of DBE/SBOP Businesses Enrolled	153	75	100
IDEA Conferences	0	0	1
IDEA Conference Attendees	0	0	100

* The Mayor's Commission on Disability and the Leadership Team for Community Race Relations were dissolved By Executive Order No. 2020-01 on February 17, 2020; Mayor Hunter instituted a new commission titled Inclusion, Diversity, Equality, and Awareness Council (IDEA).

AUTHORIZED PERSONNEL:

Total Personnel Count	Actual Fiscal Year 2018 - 2019	Adopted Budget 2019 - 2020	Adjusted Budget 2019 - 2020	Budget 2020 - 2021
Full-Time	4	4	4	4

**CITY OF LAKE CHARLES
FISCAL YEAR 2020 - 2021 ANNUAL BUDGET**

Department / Division	Actual Fiscal Year 2018 - 2019	Adopted Budget 2019 - 2020	Adjusted Budget 2019 - 2020	Y-T-D FY 2020 7/31/2020	% Change Adopted '20 from Actual '19	Budget 2020 - 2021	% Change Adopted '20 to '21 Budget
FUND: 001 GENERAL FUND							
DEPT: 10 GENERAL SERVICES							
DIV: 11 COMMUNITY SERV GRANTS							
Salaries/ Wages/ OT	\$ 205,127	\$ 178,000	\$ 175,500	\$ 136,796	-13.2%	\$ 181,500	2.0%
Fringe Benefits	68,302	69,200	69,200	49,603	1.3%	74,800	8.1%
General Operating Services	2,323	3,200	3,200	806	37.8%	3,200	0.0%
Insurance - Property, AL, GL, WC	7,247	1,060	1,060	795	-85.4%	1,060	0.0%
Maintenance & Rentals	1,831	2,600	5,100	354	42.0%	2,300	-11.5%
Utilities	733	800	800	617	9.1%	800	0.0%
Contractual Services & Projects	342	-	-	-	-100.0%	-	N/A
General Supplies	419	800	800	389	90.9%	700	-12.5%
Automotive Supplies & Gasoline	21	500	425	10	2281.0%	250	-50.0%
Materials & Equipment	4,720	2,500	2,575	2,550	-47.0%	2,500	0.0%
Major Acquisitions & Improvements	27,894	-	-	-	-100.0%	-	N/A
Special Current Charges	-	200	200	-	N/A	200	0.0%
COMMUNITY SERVICE/GRANTS	<u>318,959</u>	<u>258,860</u>	<u>258,860</u>	<u>191,920</u>	-18.8%	<u>267,310</u>	3.3%
GENERAL SERVICES DEPARTMENT	<u>5,179,237</u>	<u>6,315,960</u>	<u>6,315,960</u>	<u>3,828,260</u>	21.9%	<u>6,556,335</u>	3.8%
GENERAL FUND OPERATING EXP	<u>\$ 66,827,801</u>	<u>\$ 72,826,567</u>	<u>\$ 72,826,567</u>	<u>\$ 52,632,148</u>	9.0%	<u>\$75,059,295</u>	3.1%

**CITY OF LAKE CHARLES
FISCAL YEAR 2020 – 2021 ANNUAL BUDGET**

**FUND: 001 GENERAL FUND
DEPARTMENT: 21 TRANSFERS
DIVISION: 01 OPERATING TRANSFERS**

GOAL MISSION STATEMENT:

FUNCTION DESCRIPTION:

This cost center accounts for transfers from General Fund which are not included in departmental operating budgets. The majority of these transfers are made on a recurring basis to supplement revenues received by Special Revenue and Enterprise Funds which would otherwise experience cash deficits. Transfers to Capital Projects may also be made to supplement or match other authorized fund sources for major or multi-year capital acquisitions and improvements.

AUTHORIZED PERSONNEL:

There are no personnel that are charged to this division.

**CITY OF LAKE CHARLES
FISCAL YEAR 2020 - 2021 ANNUAL BUDGET**

Department / Division	Actual Fiscal Year 2018 - 2019	Adopted Budget 2019 - 2020	Adjusted Budget 2019 - 2020	Y-T-D FY 2020 7/31/2020	% Change Adopted '20 from Actual '19	Budget 2020 - 2021	% Change Adopted '20 to '21 Budget
FUND: 001 GENERAL FUND							
DEPT: 21 TRANSFERS							
DIV: 01 OPERATING TRANSFERS							
Interfund transfer Community Development	\$ -	\$ -	\$ -	\$ -	N/A	\$ 5,000	N/A
Interfund transfer Americorps Grant	105,685	143,175	143,175	74,264	35.5%	110,545	-22.8%
Interfund transfer HOME Program	84,022	80,638	80,638	31,479	-4.0%	90,345	12.0%
Interfund transfer Recreation	745,405	985,829	985,829	-	32.3%	1,043,848	5.9%
Interfund transfer Special Revenue	935,112	1,209,642	1,209,642	105,743	29.4%	1,249,738	3.3%
Interfund trsf School Board STX Dist. 3	264,321	300,000	300,000	231,908	13.5%	50,000	-83.3%
Interfund transfer - Debt Service	264,321	300,000	300,000	231,908	13.5%	50,000	-83.3%
Interfund transfer Transit Operations	1,081,987	1,223,146	326,778	600,000	13.0%	186,778	-84.7%
Interfund transfer Civic Center Operations	372,669	557,700	557,700	-	49.7%	627,525	12.5%
Interfund transfer Golf Course Operations	639,569	704,700	704,700	-	10.2%	891,700	26.5%
Interfund transfer Proprietary Funds	2,094,225	2,485,546	1,589,178	600,000	18.7%	1,706,003	-31.4%
Interfund transfer sales tax to Wastewater	322,000	325,000	325,000	-	0.9%	319,000	-1.8%
Interfund transfer sales tax to Water	325,000	320,000	320,000	-	-1.5%	316,000	-1.3%
Interfund transfer sales tax for salaries	647,000	645,000	645,000	-	-0.3%	635,000	-1.6%
DIV: CAPITAL & OTHER TRANSFERS							
Interfund transfer Wastewater improvements	2,000,000	1,500,000	1,500,000	-	-25.0%	1,800,000	20.0%
Interfund transfer Drainage improvements	2,500,000	1,500,000	1,500,000	-	-40.0%	1,700,000	13.3%
Interfund transfer Capital projects	5,900,000	-	-	-	-100.0%	-	N/A
Interfund transfer Golf Course Fund	1,000,000	500,000	500,000	-	-50.0%	-	-100.0%
Interfund transfer Water Fund	350,000	-	-	-	-100.0%	-	N/A
Interfund transfer Transit Capital	8,500	-	-	-	-100.0%	-	N/A
Interfund transfer - Capital	11,758,500	3,500,000	3,500,000	-	-70.2%	3,500,000	0.0%
Total transfers	15,699,158	8,140,188	7,243,820	937,651	-48.1%	7,140,741	-12.3%
FUND: 001 GENERAL FUND	<u>\$ 82,526,959</u>	<u>\$ 80,966,755</u>	<u>\$ 80,070,387</u>	<u>\$ 53,569,799</u>	-1.9%	<u>\$82,200,036</u>	1.5%

THIS PAGE INTENTIONALLY LEFT BLANK



SPECIAL REVENUE FUNDS

**WASTEWATER
RIVERBOAT GAMING
DEBT RESERVE FUND – .25% SALES TAX 2016
RECREATION
CENTRAL SCHOOL
SPECIAL EVENTS
COMMUNITY DEVELOPMENT
HUD HOUSING PROGRAMS
SUMMER FEEDING GRANT
AMERICORPS GRANT
PUBLIC SAFETY GRANTS
D.A.R.E. GRANT
COPS HIRING GRANT
DISASTER RECOVERY
FACILITY RENEWAL
MORGANFIELD ECONOMIC DEVELOPMENT DIST
LAKEFRONT ECONOMIC DEVELOPMENT DIST
NELSON MARKET ECONOMIC DEVELOPMENT DIST**

Special Revenue Funds are used to account for various restricted revenues and related expenditures which are not readily accountable in another fund type.

**CITY OF LAKE CHARLES
FISCAL YEAR 2020 - 2021 ANNUAL BUDGET**

SPECIAL REVENUE FUND SUMMARY

	<u>Wastewater</u>	<u>Riverboat Gaming</u>	<u>Reserve 2016 STX Levy</u>	<u>Recreation Fund</u>	<u>Central School</u>	<u>Special Event</u>	<u>Community Development</u>	<u>HUD Housing Programs</u>
Revenues:								
Property taxes	\$ -	\$ -	\$ -	\$ 1,315,542	\$ -	\$ -	\$ -	\$ -
Additional sales tax levy portions	4,000,000	-	1,562,500	2,000,000	-	-	-	-
Franchise and license taxes	-	8,500,000	-	-	-	-	-	-
Intergovernmental	-	-	-	63,750	-	-	360,114	367,376
Charges for services	13,084,500	-	-	-	-	-	-	-
Use of money and property	130,500	20,000	12,000	142,350	114,300	49,300	-	-
Total operating revenues	<u>17,215,000</u>	<u>8,520,000</u>	<u>1,574,500</u>	<u>3,521,642</u>	<u>114,300</u>	<u>49,300</u>	<u>360,114</u>	<u>367,376</u>
Operating transfers in	319,000	-	-	1,593,488	25,000	175,000	5,000	90,345
Expenditures:								
Police Department	-	-	-	-	-	-	-	-
Public Works	12,697,619	-	-	-	-	-	-	-
Planning & Development	-	-	-	-	-	-	365,114	-
Community Services	-	-	-	5,115,130	177,320	261,050	-	507,428
Total operating expenditures	<u>12,697,619</u>	<u>-</u>	<u>-</u>	<u>5,115,130</u>	<u>177,320</u>	<u>261,050</u>	<u>365,114</u>	<u>507,428</u>
Other financing uses:								
Operating transfers out	-	749,640	-	-	-	-	-	-
Transfer to Debt Service accounts	3,150,000	2,985,000	-	-	-	-	-	-
Capital transfers-General Capital Projects	2,000,000	5,400,000	1,675,000	-	-	-	-	-
Total transfers	<u>5,150,000</u>	<u>9,134,640</u>	<u>1,675,000</u>	<u>-</u>	<u>-</u>	<u>-</u>	<u>-</u>	<u>-</u>
Total Expenditures	<u>17,847,619</u>	<u>9,134,640</u>	<u>1,675,000</u>	<u>5,115,130</u>	<u>177,320</u>	<u>261,050</u>	<u>365,114</u>	<u>507,428</u>
Net Income (loss)	<u>\$ (313,619)</u>	<u>\$ (614,640)</u>	<u>\$ (100,500)</u>	<u>\$ -</u>	<u>\$ (38,020)</u>	<u>\$ (36,750)</u>	<u>\$ -</u>	<u>\$ (49,707)</u>
Projected beginning fund balance	\$ 3,533,276	\$ 1,325,662	\$ 1,678,168	\$ 308,137	\$ 73,887	\$ 97,947	\$ -	\$ 105,302
Fund balance (used) added operations	1,686,381	-	-	-	(38,020)	(36,750)	-	(49,707)
Fund balance used for capital transfers	(2,000,000)	(614,640)	(100,500)	-	-	-	-	-
Total fund balance (used) added	<u>(313,619)</u>	<u>(614,640)</u>	<u>(100,500)</u>	<u>-</u>	<u>(38,020)</u>	<u>(36,750)</u>	<u>-</u>	<u>(49,707)</u>
Ending fund balance	<u>\$ 3,219,657</u>	<u>\$ 711,022</u>	<u>\$ 1,577,668</u>	<u>\$ 308,137</u>	<u>\$ 35,867</u>	<u>\$ 61,197</u>	<u>\$ -</u>	<u>\$ 55,595</u>

Summer Feeding	Americorps Grant	Public Safety Grants	D.A.R.E. Grant	COPS Hiring Grant	Disaster Recovery	Facility Renewal	Morganfield Econmc Dist	Lakefront Econmc Dist	Nelson Mkt Econmc Dist	Total Special Revenue
\$ -	\$ -	\$ -	\$ -	\$ -	\$ -	\$ -	\$ -	\$ -	\$ -	\$ 1,315,542
-	-	-	-	-	-	-	36,000	20,000	5,000	7,623,500
-	-	-	-	-	-	-	-	-	-	8,500,000
676,473	80,790	226,056	-	-	1,234,179	-	-	-	-	3,008,738
-	-	-	-	-	-	-	-	-	-	13,084,500
-	-	-	-	-	394,726	10,800	-	-	-	873,976
676,473	80,790	226,056	-	-	1,628,905	10,800	36,000	20,000	5,000	34,406,256
-	110,545	-	-	-	-	-	-	-	-	2,318,378
-	-	226,056	-	483,200	-	-	-	-	-	709,256
-	-	-	-	-	-	-	-	-	-	12,697,619
-	-	-	-	-	-	-	1,700	500	1,500	368,814
676,473	191,335	-	-	-	1,628,905	-	-	-	-	8,557,641
676,473	191,335	226,056	-	483,200	1,628,905	-	1,700	500	1,500	22,333,330
-	-	-	-	-	-	-	-	-	-	749,640
-	-	-	-	-	-	-	-	-	-	6,135,000
-	-	-	-	-	-	150,000	-	-	-	9,225,000
-	-	-	-	-	-	150,000	-	-	-	16,109,640
676,473	191,335	226,056	-	483,200	1,628,905	150,000	1,700	500	1,500	38,442,970
\$ -	\$ -	\$ -	\$ -	\$ (483,200)	\$ -	\$ (139,200)	\$ 34,300	\$ 19,500	\$ 3,500	\$ (1,718,336)
\$ 130,941	\$ -	\$ 20,642	\$ 257,799	\$ 688,855	\$ 4,919,584	\$ 2,487,810	\$ 50,301	\$ 36,256	\$ (1,425)	\$ 15,749,399
-	-	-	-	(483,200)	-	-	34,300	19,500	3,500	1,136,004
-	-	-	-	-	-	(139,200)	-	-	-	(2,854,340)
-	-	-	-	(483,200)	-	(139,200)	34,300	19,500	3,500	(1,718,336)
\$ 130,941	\$ -	\$ 20,642	\$ 257,799	\$ 205,655	\$ 4,919,584	\$ 2,348,610	\$ 84,601	\$ 55,756	\$ 2,075	\$ 14,031,063

**CITY OF LAKE CHARLES
FISCAL YEAR 2020 – 2021 ANNUAL BUDGET**

FUND: 117 WASTEWATER
DEPARTMENT: 06 PUBLIC WORKS
DIVISION: 08 WASTEWATER

GOAL MISSION STATEMENT:

To keep the existing sewer system in repair and condition to meet various standards and to insure the production of quality water to be released to the receiving water bodies of the State of Louisiana.

FUNCTION DESCRIPTION:

This division accounts for the operating costs of the sanitary sewerage collection, treatment system, and repair systems and provides partial support of system improvements. Its functions include operating 24-hour seven-day-a-week for the collection and treatment of wastewater; installing service taps; building manholes; laying extensions; and maintaining approximately 140 lift stations and 4 treatment facilities. The construction crews maintain and repair existing service lines while laboratory personnel collect daily samples at all facilities to ensure environmental standards are met.

DEMAND PERFORMANCE INDICATORS:

Description	2018 – 2019 Actual	2019 – 2020 Estimated	2020 - 2021 Estimated
Work orders completed (includes Dottie one-call)	4,121	3,100	4,000
Sanitary sewers (miles)	600	625	625
Storm sewers (miles)	425	450	450
Maximum Dailey Capacity (MGD) Plant A, B/C, D	6.7; 8; 4.95	6.7; 8; 4.95	6.7; 8; 4.95

AUTHORIZED PERSONNEL:

Total Personnel Count	Actual Fiscal Year 2018 - 2019	Adopted Budget 2019 - 2020	Adjusted Budget 2019 - 2020	Budget 2020 - 2021
Full-Time	68	68	68	68
Full-Time Engineering	1	1	1	1
Part-Time	1	1	1	1

**CITY OF LAKE CHARLES
FISCAL YEAR 2020 - 2021 ANNUAL BUDGET**

	Actual Fiscal Year 2018 - 2019	Adopted Budget 2019 - 2020	Amended Budget 2019 - 2020	Y-T-D FY 2020 7/31/2020	Projected Actual Results EOY	% Change Adopted '20 from Actual '19	Budget 2020 - 2021	% Change Adopted '20 to '21 Budget
FUND: 117 WASTEWATER								
Revenues:								
Ten Year Sales Tax - 0.16%	\$ 4,273,773	\$ 4,128,000	\$ 4,128,000	\$ 3,023,795	\$ 4,032,000	-3.4%	\$ 4,000,000	-3.1%
Taxes and special assessments	4,273,773	4,128,000	4,128,000	3,023,795	4,032,000	-3.4%	4,000,000	-3.1%
Physical Environment - Charges for Services	4,229	4,500	4,500	4,466	4,466	6.4%	4,500	0.0%
Sewer extension charges	61,500	58,000	58,000	78,212	90,212	-5.7%	80,000	37.9%
Sewer user charges	12,667,693	13,200,000	13,200,000	10,281,293	12,800,000	4.2%	13,000,000	-1.5%
Charges for services	12,733,422	13,262,500	13,262,500	10,363,971	12,894,678	4.2%	13,084,500	-1.3%
Interest earnings	187,545	98,000	98,000	56,160	61,560	-47.7%	22,500	-77.0%
Miscellaneous revenue	194,640	184,000	184,000	113,562	113,562	-5.5%	108,000	-41.3%
Use of money and property	382,185	282,000	282,000	169,722	175,122	-26.2%	130,500	-53.7%
Total operating revenues	17,389,380	17,672,500	17,672,500	13,557,488	17,101,800	1.6%	17,215,000	-2.6%
Expenditures:								
FUND: 117 WASTEWATER FUND								
DEPT: 06 PUBLIC WORKS								
DIV: 08 WASTEWATER								
Salaries/ Wages/ OT	2,772,502	3,012,300	3,012,300	2,377,594	3,019,544	8.6%	3,058,600	1.5%
Fringe Benefits	979,975	1,140,300	1,140,300	823,718	1,029,648	16.4%	1,221,600	7.1%
General Operating Services	16,888	19,650	19,650	3,432	4,290	16.4%	13,150	-33.1%
Insurance - Property, AL, GL, WC	418,612	685,770	685,770	516,216	685,770	63.8%	686,770	0.1%
Maintenance & Rentals	1,226,242	1,500,300	1,466,300	981,075	1,422,559	22.3%	1,376,600	-8.2%
Utilities	975,765	1,053,700	1,053,700	646,799	970,199	8.0%	1,026,500	-2.6%
Contractual Services & Projects	847,683	858,500	928,500	543,949	843,121	1.3%	850,500	-0.9%
General Supplies	503,690	652,600	636,600	443,331	571,897	29.6%	595,600	-8.7%
Automotive Supplies & Gasoline	155,813	180,000	180,000	112,422	151,770	15.5%	172,300	-4.3%
Materials & Equipment	347,712	755,500	735,500	291,321	495,246	117.3%	688,000	-8.9%
Major Acquisitions & Improvements	653,783	1,196,000	1,196,000	887,576	1,037,576	82.9%	1,209,500	1.1%
Special Current Charges	1,479,256	1,738,500	1,738,500	695,931	1,659,914	17.5%	1,689,849	-2.8%
Wastewater operating expenditures	10,377,921	12,793,120	12,793,120	8,323,364	11,891,532	23.3%	12,588,969	-1.6%
FUND: 117 WASTEWATER FUND								
DEPT: 06 PUBLIC WORKS								
DIV: 15 ENGINEERING								
Salaries/ Wages/ OT	72,894	75,800	75,800	62,273	74,813	4.0%	77,000	1.6%
Fringe Benefits	25,124	27,435	27,435	21,215	26,519	9.2%	30,400	10.8%
General Operating Services	-	725	725	-	-	N/A	800	10.3%
Insurance - Property, AL, GL, WC	-	450	450	339	450	N/A	450	0.0%
Wastewater engineering expenditures	98,018	104,410	104,410	83,827	101,782	6.5%	108,650	4.1%
Wastewater operating expenditures	10,475,939	12,897,530	12,897,530	8,407,191	11,993,314	23.1%	12,697,619	-1.5%
Interfund transfer-sales tax rev from General Fur	322,000	325,000	325,000	-	325,000	0.9%	319,000	-1.8%
Interfund transfer Capital Projects	5,000,000	3,500,000	3,500,000	-	3,500,000	-30.0%	2,000,000	-42.9%
Interfund transfers - debt service	3,390,000	3,400,000	3,400,000	3,400,000	3,400,000	0.3%	3,150,000	-7.4%
Wastewater transfers to other funds	8,390,000	6,900,000	6,900,000	3,400,000	6,900,000	-17.8%	5,150,000	-25.4%
Total expenditures	18,865,939	19,797,530	19,797,530	11,807,191	18,893,314	4.9%	17,847,619	-9.8%
Net change in fund balance	(1,154,559)	(1,800,030)	(1,800,030)		(1,466,514)	-55.9%	(313,619)	82.6%
Beginning fund balance	6,154,349	4,999,790	4,999,790		4,999,790	-18.8%	3,533,276	-29.3%
Ending fund balance	\$ 4,999,790	\$ 3,199,760	\$ 3,199,760		\$ 3,533,276	-36.0%	\$ 3,219,657	0.6%

**CITY OF LAKE CHARLES
FISCAL YEAR 2020 – 2021 ANNUAL BUDGET**

**FUND: 119 RIVERBOAT GAMING FUND
DEPARTMENT: 21 TRANSFERS
DIVISION: 01 OPERATING TRANSFERS**

GOAL MISSION STATEMENT:

FUNCTION DESCRIPTION:

The Riverboat Gaming Fund accounts for the revenue received from casino riverboat admission payments. These funds are allocated for designated purposes by interfund transfers primarily for capital projects and debt service payments. The budget reflects revenues from the Cooperative Endeavor Agreement with the Calcasieu Parish Police Jury which established pooling of parish-wide gaming revenues. The only expenses recorded in this fund are the transfers to other City funds for capital and debt service expenses.

AUTHORIZED PERSONNEL:

There are no personnel that are charged to this division.

CITY OF LAKE CHARLES
FISCAL YEAR 2020 - 2021 ANNUAL BUDGET

	Actual Fiscal Year 2018 - 2019	Adopted Budget 2019 - 2020	Amended Budget 2019 - 2020	Y-T-D FY 2020 7/31/2020	Projected Actual Results EOY	% Change Adopted '20 from Actual '19	Budget 2020 - 2021	% Change Adopted '20 to '21 Budget
FUND: 119 RIVERBOAT GAMING FUND								
Revenues:								
Riverboat Admission Taxes	\$ 11,045,969	\$ 10,100,000	\$ 9,640,000	\$ 7,887,795	\$ 9,507,795	-8.6%	\$ 8,500,000	-15.8%
Taxes and special assessments	11,045,969	10,100,000	9,640,000	7,887,795	9,507,795	-8.6%	8,500,000	-15.8%
Interest earnings	110,893	35,000	40,000	41,136	46,386	-68.4%	20,000	-42.9%
Use of money and property	110,893	35,000	40,000	41,136	46,386	-68.4%	20,000	-42.9%
Total operating revenues	11,156,862	10,135,000	9,680,000	7,928,931	9,554,181	-9.2%	8,520,000	-15.9%
Other financing uses								
DEPT: 21 TRANSFERS								
DIV: 01 TRANSFERS								
Interfund transfer Arts/Special Events Fund	175,000	200,000	200,000	100,000	200,000	14.3%	175,000	-12.5%
Interfund transfer Central School fund	25,000	25,000	25,000	-	25,000	0.0%	25,000	0.0%
Interfund transfer Recreation Fund	373,267	615,440	615,440	-	422,875	64.9%	549,640	-10.7%
Interfund transfer - Special Revenue Funds	573,267	840,440	840,440	100,000	647,875	46.6%	749,640	-10.8%
Interfund transfer 2010 Public Improvmt Bond	1,430,530	1,413,400	1,413,400	1,413,400	1,413,400	-1.2%	-	-100.0%
Interfund transfer 2014 Refunding Bonds PI	1,047,000	50,000	50,000	50,000	50,000	-95.2%	45,000	-10.0%
Interfund transfer 2017 Refunding Bonds PI	660,850	1,650,300	1,650,300	1,650,300	1,650,300	149.7%	2,940,000	78.1%
Interfund transfer - Debt Service	3,138,380	3,113,700	3,113,700	3,113,700	3,113,700	-0.8%	2,985,000	-4.1%
Interfund transfer Capital Projects	6,200,000	5,500,000	5,500,000	-	5,500,000	-11.3%	5,400,000	-1.8%
Interfund transfer Golf Course	300,000	900,000	900,000	-	900,000	200.0%	-	-100.0%
Interfund transfer Civic Center Capital	200,000	-	-	-	-	-100.0%	-	N/A
Interfund transfers - Capital	6,700,000	6,400,000	6,400,000	-	6,400,000	-4.5%	5,400,000	-15.6%
Total transfers to other funds	10,411,647	10,354,140	10,354,140	3,213,700	10,161,575	-0.6%	9,134,640	-11.8%
								N/A
Net change in fund balance	745,215	(219,140)	(674,140)		(607,394)	-129.4%	(614,640)	-180.5%
Beginning fund balance	1,187,841	1,933,056	1,933,056		1,933,056	62.7%	1,325,662	-31.4%
Ending fund balance	\$ 1,933,056	\$ 1,713,916	\$ 1,258,916		\$ 1,325,662	-11.3%	\$ 711,022	-58.5%

**CITY OF LAKE CHARLES
FISCAL YEAR 2020 – 2021 ANNUAL BUDGET**

FUND: 105 - .25% SALES TAX 2016
DEPARTMENT: DEBT RESERVE FUND
DIVISION: .25% SALES TAX 2016

GOAL MISSION STATEMENT:

FUNCTION DESCRIPTION:

This Fund is to account for the collection of a sales tax levy effective January 1, 2016. The City's covenant resolution authorized at least 25 percent of the taxes collected to be placed in a reserve fund to be used if needed to cover annual debt service payments. These funds can be authorized for transfer to the Capital Project Fund in the subsequent fiscal year. Proposed revenues are budgeted at 25 percent of total tax collections.

AUTHORIZED PERSONNEL:

There are no personnel that are charged to this division.

**CITY OF LAKE CHARLES
FISCAL YEAR 2020 - 2021 ANNUAL BUDGET**

	Actual Fiscal Year 2018 - 2019	Adopted Budget 2019 - 2020	Amended Budget 2019 - 2020	Y-T-D FY 2020 7/31/2020	Projected Actual Results EOY	% Change Adopted '20 from Actual '19	Budget 2020 - 2021	% Change Adopted '20 to '21 Budget
FUND: 105 RESERVE FUND - 2016 SALES TAX 1/4% LEVY								
Revenues:								
Sales tax	\$ 1,654,962	\$ 1,612,500	\$ 1,612,500	\$ 1,174,739	\$ 1,575,000	-2.6%	\$ 1,562,500	-3.1%
Taxes and special assessments	1,654,962	1,612,500	1,612,500	1,174,739	1,575,000	-2.6%	1,562,500	-3.1%
Interest earnings	53,464	25,000	25,000	21,048	24,048	-53.2%	12,000	-52.0%
Use of money and property	53,464	25,000	25,000	21,048	24,048	-53.2%	12,000	-52.0%
Total operating revenues	1,708,426	1,637,500	1,637,500	1,195,787	1,599,048	-4.2%	1,574,500	-3.8%
Other financing uses								
DEPT: 21 TRANSFERS								
DIV: 01 TRANSFERS								
Interfund transfer Capital Projects	1,690,500	1,660,000	1,660,000	-	1,660,000	-1.8%	1,675,000	0.9%
Total transfers to other funds	1,690,500	1,660,000	1,660,000	-	1,660,000	-1.8%	1,675,000	0.9%
Net change in fund balance	17,926	(22,500)	(22,500)		(60,952)	-225.5%	(100,500)	-346.7%
Beginning fund balance	1,721,194	1,739,120	1,739,120		1,739,120	1.0%	1,678,168	-3.5%
Ending fund balance	\$ 1,739,120	\$ 1,716,620	\$ 1,716,620		\$ 1,678,168	-1.3%	\$ 1,577,668	-8.1%

**CITY OF LAKE CHARLES
FISCAL YEAR 2020 – 2021 ANNUAL BUDGET**

FUND: 127 RECREATION
DEPARTMENT: 09 COMMUNITY SERVICES
DIVISION:

GOAL MISSION STATEMENT:

To strive to offer the people of Lake Charles a wide variety of activities through team and individual athletic programs, classes, and activities, as well as the individual and family enjoyment of playgrounds, picnics and nature.

FUNCTION DESCRIPTION:

This department provides for the operation of the City's parks and recreation programs and facilities, which are partially supported by dedicated revenues and sales tax transfers, and maintains playgrounds, ball parks, and other recreational facilities.

Recreation Department Divisions:

- Recreation
- Lakefront/Downtown

AUTHORIZED PERSONNEL:

Total Personnel Count	Actual Fiscal Year 2018 - 2019	Adopted Budget 2019 - 2020	Adjusted Budget 2019 - 2020	Budget 2020 - 2021
Full-Time	37	33	33	32
Part-Time	18	15	15	15

**CITY OF LAKE CHARLES
FISCAL YEAR 2020 - 2021 ANNUAL BUDGET**

	Actual Fiscal Year 2018 - 2019	Adopted Budget 2019 - 2020	Amended Budget 2019 - 2020	Y-T-D FY 2020 7/31/2020	Projected Actual Results EOY	% Change Adopted '20 from Actual '19	Budget 2020 - 2021	% Change Adopted '20 to '21 Budget
FUND: 127 RECREATION FUND								
Revenues:								
1.69 Mills Property Tax Special Rec District	\$ 1,245,621	\$ 1,263,461	\$ 1,263,461	\$ 1,289,722	\$ 1,289,722	1.4%	\$ 1,315,542	4.1%
Ten Year Sales Tax - 0.08%	2,136,886	2,064,000	2,064,000	1,511,897	2,016,000	-3.4%	2,000,000	-3.1%
Tax revenue	3,382,507	3,327,461	3,327,461	2,801,619	3,305,722	-1.6%	3,315,542	-0.4%
Miscellaneous Reimbursement	63,024	60,750	60,750	63,169	63,669	-3.6%	63,750	4.9%
Intergovernmental revenue	63,024	60,750	60,750	63,169	63,669	-3.6%	63,750	4.9%
Interest Earnings	12,140	8,000	8,000	3,419	3,719	-34.1%	4,000	-50.0%
Recreation Program revenues	99,498	102,500	102,500	28,552	28,552	3.0%	82,500	-19.5%
Promenade Revenues	15,995	18,300	18,300	7,320	7,320	14.4%	15,350	-16.1%
Recreation Donations	2,239	8,000	8,000	3,275	3,275	257.3%	4,000	-50.0%
Sale of Property / Equipment	92,099	20,000	20,000	37,925	37,925	-78.3%	32,000	60.0%
Miscellaneous revenues	4,516	-	-	-	-	-100.0%	500	N/A
Miscellaneous insurance revenues	11,426	1,000	1,000	9,252	9,252	-91.2%	4,000	300.0%
Use of money and property	237,913	157,800	157,800	89,743	90,043	-33.7%	142,350	-9.8%
Total operating revenues	3,683,444	3,546,011	3,546,011	2,954,531	3,459,434	-3.7%	3,521,642	-0.7%
Recreation Fund total operating expenditures * details on following pages	4,619,665	5,147,280	5,147,280	3,085,484	4,099,717	11.4%	5,115,130	-0.6%
Other financing sources								
Interfund transfer from General Fund	745,405	985,829	985,829	-	197,408	32.3%	1,043,848	5.9%
Interfund transfer from Riverboat Gaming Fund	373,267	615,440	615,440	-	442,875	64.9%	549,640	-10.7%
Total transfers from other funds	1,118,672	1,601,269	1,601,269	-	640,283	43.1%	1,593,488	-0.5%
Net change in fund balance	-	-	-	-	-	N/A	-	N/A
Beginning fund balance	308,137	308,137	308,137		308,137	0.0%	308,137	0.0%
Ending fund balance	\$ 308,137	\$ 308,137	\$ 308,137		\$ 308,137	0.0%	\$ 308,137	0.0%

**CITY OF LAKE CHARLES
FISCAL YEAR 2020 – 2021 ANNUAL BUDGET**

FUND: 127 RECREATION
DEPARTMENT: 09 COMMUNITY SERVICES
DIVISION: 01 RECREATION

GOAL MISSION STATEMENT:

To strive to offer the people of Lake Charles a wide variety of activities through team and individual athletic programs, classes, and activities, as well as the individual and family enjoyment of playgrounds, picnics and nature.

FUNCTION DESCRIPTION:

This division provides for the operation of the City's parks and recreation programs and facilities, which is partially supported by dedicated property tax and sales tax revenues, as well as an annual subsidy from the City's General Fund. Its function is to provide, develop, and maintain recreational and athletic facilities, parks and activities for the community. These activities include but are not limited to athletic programs, camps, public parks, senior activities, youth activities, family structured activities, playground equipment, rental facilities, and instructional activities. It performs all the necessary tasks to provide citizens the recreation needs to meet the public demand. During the last several years a number of recreation centers and ballfields have become the responsibility of Recreation District No. One of Ward 3 of Calcasieu Parish who manage these properties on behalf of the City; hence, the decrease in the projected attendance at City-managed recreation centers.

DEMAND PERFORMANCE INDICATORS:

Description	2018 – 2019 Actual	2019 - 2020 Estimated	2020 - 2021 Estimated
Total athletic teams/visiting teams	438	570	100
Total participants in athletic teams	8,760	10,000	2,000
Total summer paid day camp attendance	2,100	2,100	0
Total summer attendance at recreation centers*	131,018	128,000	0

*See explanation in narrative

AUTHORIZED PERSONNEL:

Total Personnel Count	Actual Fiscal Year 2018 - 2019	Adopted Budget 2019 - 2020	Adjusted Budget 2019 - 2020	Budget 2020 - 2021
Full-Time	36	32	32	31
Part-Time	14	11	11	11

CITY OF LAKE CHARLES
FISCAL YEAR 2020 - 2021 ANNUAL BUDGET

	Actual Fiscal Year 2018 - 2019	Adopted Budget 2019 - 2020	Amended Budget 2019 - 2020	Y-T-D FY 2020 7/31/2020	Projected Actual Results EOY	% Change Adopted '20 from Actual '19	Budget 2020 - 2021	% Change Adopted '20 to '21 Budget
FUND: 127 RECREATION FUND								
DEPT: 09 COMMUNITY SERVICES								
DIV: 01 RECREATION								
Salaries/ Wages/ OT	\$ 1,990,282	\$ 2,041,000	\$ 1,961,000	\$ 1,250,927	\$ 1,626,205.10	2.5%	\$ 1,976,000	-3.2%
Fringe Benefits	594,315	631,900	631,900	409,274	532,056	6.3%	682,400	8.0%
General Operating Services	4,234	5,850	5,850	2,563	3,306	38.2%	5,350	-8.5%
Insurance - Property, AL, GL, WC	305,990	295,440	295,440	221,777	295,440	-3.4%	293,940	-0.5%
Maintenance & Rentals	565,739	473,500	474,200	328,005	432,967	-16.3%	514,600	8.7%
Utilities	239,623	256,200	256,200	146,738	205,433	6.9%	246,000	-4.0%
Contractual Services & Projects	80,228	78,650	163,650	106,661	161,661	-2.0%	143,100	81.9%
General Supplies	200,735	216,300	213,100	106,340	161,340	7.8%	205,800	-4.9%
Automotive Supplies & Gasoline	78,144	97,800	97,800	42,331	55,030	25.2%	80,600	-17.6%
Materials & Equipment	135,569	105,200	102,700	50,193	67,761	-22.4%	105,200	0.0%
Major Acquisitions & Improvements	226,500	315,500	315,500	113,124	113,124	39.3%	300,000	-4.9%
Special Current Charges	7,490	14,500	14,500	2,019	2,519	93.6%	12,500	-13.8%
Recreation Division	<u>\$ 4,428,849</u>	<u>\$ 4,531,840</u>	<u>\$ 4,531,840</u>	<u>\$ 2,779,952</u>	<u>\$ 3,656,842</u>	2.3%	<u>\$ 4,565,490</u>	0.7%

**CITY OF LAKE CHARLES
FISCAL YEAR 2020 – 2021 ANNUAL BUDGET**

FUND: 127 RECREATION
DEPARTMENT: 09 COMMUNITY SERVICES
DIVISION: 31 LAKEFRONT/DOWNTOWN

GOAL MISSION STATEMENT:

To enhance the lakefront edge by providing decorative lighting, shade, seating structures, land forms and landscaping, irrigation, educational interpretive signage, viewing devices, a widened promenade of special paving and connecting of this area to downtown in an effort to increase resident and visitor usage.

FUNCTION DESCRIPTION:

This division serves as the cost center for the Lakefront Promenade which provides for general public use and enjoyment as a lakefront destination. It furnishes additional amenities for annual festivals and other events. It includes a walking path along the water, the Louisiana Landing Fountain, and the Bord du Lac Marina which has 38 boat slips available for rental. A variety of activities can be held at one time.

The expenditures of this division are funded by a transfer from the Riverboat Gaming Fund.

DEMAND PERFORMANCE INDICATORS:

Description	2018 – 2019 Actual	2019 - 2020 Estimated	2020 - 2021 Estimated
Promenade vendor rentals	9	10	13
Marina Boat Slip rentals	3,235	2,670	3,200

AUTHORIZED PERSONNEL:

Total Personnel Count	Actual Fiscal Year 2018 - 2019	Adopted Budget 2019 - 2020	Adjusted Budget 2019 - 2020	Budget 2020 - 2021
Full-Time	1	1	1	1
Part-Time	4	4	4	4

**CITY OF LAKE CHARLES
FISCAL YEAR 2020 - 2021 ANNUAL BUDGET**

	Actual Fiscal Year 2018 - 2019	Adopted Budget 2019 - 2020	Amended Budget 2019 - 2020	Y-T-D FY 2020 7/31/2020	Projected Actual Results EOY	% Change Adopted '20 from Actual '19	Budget 2020 - 2021	% Change Adopted '20 to '21 Budget
FUND: 127 RECREATION FUND								
DEPT: 09 COMMUNITY SERVICES								
DIV: 31 LAKEFRONT/DOWNTOWN								
Salaries/ Wages/ OT	\$ 111,379	\$ 135,000	\$ 135,000	\$ 75,682	\$ 98,387	21.2%	\$ 125,000	-7.4%
Fringe Benefits	24,677	41,000	41,000	11,920	15,377	66.1%	44,200	7.8%
General Operating Services	-	200	200	-	50	N/A	200	0.0%
Insurance - Property, AL, GL, WC	1,448	136,490	136,490	102,467	136,490	9326%	136,990	0.4%
Maintenance & Rentals	62,977	61,500	61,500	36,339	50,875	-2.3%	61,000	-0.8%
Utilities	76,345	65,350	80,350	53,031	79,547	-14.4%	70,350	7.7%
Contractual Services & Projects	13,700	50,000	35,000	-	5,000	265.0%	25,000	-50.0%
General Supplies	43,068	60,600	60,600	13,770	38,770	40.7%	40,700	-32.8%
Automotive Supplies & Gasoline	20,538	30,300	30,300	10,374	14,524	47.5%	19,300	-36.3%
Materials & Equipment	13,938	31,500	31,500	1,808	3,616	126.0%	23,700	-24.8%
Special Current Charges	5,197	3,500	3,500	141	241	-32.7%	3,200	-8.6%
Lakefront/Downtown Maintenance	373,267	615,440	615,440	305,532	442,875	64.9%	549,640	-10.7%
Recreation Fund total operating expenditures	<u>\$ 4,802,116</u>	<u>\$ 5,147,280</u>	<u>\$ 5,147,280</u>	<u>\$ 3,085,484</u>	<u>\$ 4,099,717</u>	7.2%	<u>\$ 5,115,130</u>	-0.6%

**CITY OF LAKE CHARLES
FISCAL YEAR 2020 – 2021 ANNUAL BUDGET**

FUND: 107 CENTRAL SCHOOL
DEPARTMENT: 09 COMMUNITY SERVICES
DIVISION: 07 CENTRAL SCHOOL

GOAL MISSION STATEMENT:

Central School Arts & Humanities Center was established to enrich the cultural, educational, and informational environment of the City of Lake Charles.

FUNCTION DESCRIPTION:

This division serves as the cost center for the operation and maintenance of Central School as an arts and cultural center. Central School also serves as a platform for exhibits and performances by regional, national, and international artists. It houses the Mardi Gras Museum of Southwest Louisiana, two art galleries along with numerous performing arts organizations. The building is managed by the Arts Council of SWLA through a cooperative endeavor agreement with the City.

DEMAND PERFORMANCE INDICATORS:

Description	2018 - 2019 Actual	2019 – 2020 Estimated	2020 - 2021 Estimated
Alcove (reception area adjacent to Theatre) Rentals	49	30	50
Theatre Rentals	84	45	80
Room 106 (Meeting Space) Rentals	152	75	140
Room 108 (Meeting Space) Rentals	183	120	175

AUTHORIZED PERSONNEL:

There are no personnel that are charged to this division

**CITY OF LAKE CHARLES
FISCAL YEAR 2020 - 2021 ANNUAL BUDGET**

	Actual Fiscal Year 2018 - 2019	Adopted Budget 2019 - 2020	Amended Budget 2019 - 2020	Y-T-D FY 2020 7/31/2020	Projected Actual Results EOY	% Change Adopted '20 from Actual '19	Budget 2020 - 2021	% Change Adopted '20 to '21 Budget
FUND: 107 CENTRAL SCHOOL FUND								
Revenues:								
Interest earnings	\$ 2,360	\$ 800	\$ 800	\$ 804	\$ 864	-66.1%	\$ 300	-62.5%
Rents and royalties	133,893	117,500	117,500	93,259	109,259	-12.2%	114,000	-3.0%
Miscellaneous revenue	305	100	100	454	454	-67.2%	-	-100.0%
Use of money and property	136,558	118,400	118,400	94,517	110,577	-13.3%	114,300	-3.5%
Total operating revenue	136,558	118,400	118,400	94,517	110,577	-13.3%	114,300	-3.5%
Expenditures:								
DEPT: 09 COMMUNITY SERVICES								
DIV: 07 CENTRAL SCHOOL								
Insurance - Property, AL, GL, WC	11,963	19,120	19,120	14,340	19,120	59.8%	19,120	0.0%
Maintenance & Rentals	33,265	50,000	48,500	8,526	11,936	50.3%	43,000	-14.0%
Utilities	30,140	38,400	38,400	19,103	34,003	27.4%	32,900	-14.3%
Contractual Services & Projects	3,449	8,800	8,800	5,275	7,385	155.1%	8,800	0.0%
General Supplies	15,340	19,500	19,500	9,307	16,287	27.1%	19,500	0.0%
Materials & Equipment	-	10,000	11,500	11,034	13,034	N/A	12,000	20.0%
Special Current Charges	66,749	34,000	34,000	32,721	37,721	-49.1%	42,000	23.5%
Total operating expenditures	160,906	179,820	179,820	100,306	139,487	11.8%	177,320	-1.4%
Transfer from Riverboat Gaming Fund	25,000	25,000	25,000	-	25,000	0.0%	25,000	0.0%
Net change in fund balance	652	(36,420)	(36,420)		(3,910)	-5685.9%	(38,020)	-4.4%
Beginning fund balance	77,145	77,797	77,797		77,797	0.8%	73,887	-5.0%
Ending fund balance	\$ 77,797	\$ 41,377	\$ 41,377		\$ 73,887	-46.8%	\$ 35,867	-13.3%

**CITY OF LAKE CHARLES
FISCAL YEAR 2020 – 2021 ANNUAL BUDGET**

FUND: 104 SPECIAL EVENTS
DEPARTMENT: 09 COMMUNITY SERVICES
DIVISION: 22 ARTS/SPECIAL EVENTS

GOAL MISSION STATEMENT:

To provide quality arts and cultural events for the citizens of Lake Charles.

FUNCTION DESCRIPTION:

This division provides for the arts and cultural activities of the City which include: exhibits at the 1911 Arts & Cultural Center; Downtown at Sundown (May-June); Catch a Concert Series (June); Red, White, Blue and You activities which include fireworks (July) and Light up the Lake Christmas activities (December).

DEMAND PERFORMANCE INDICATORS:

Description	2018 - 2019 Actual	2019 – 2020 Estimated	2020 - 2021 Estimated
Traveling and local exhibits in gallery	21	24	24
Concerts/events	43	21	20
CEAs art related	8	9	8

AUTHORIZED PERSONNEL:

There are no personnel that are charged to this division

**CITY OF LAKE CHARLES
FISCAL YEAR 2020 - 2021 ANNUAL BUDGET**

	Actual Fiscal Year 2018 - 2019	Adopted Budget 2019 - 2020	Amended Budget 2019 - 2020	Y-T-D FY 2020 7/31/2020	Projected Actual Results EOY	% Change Adopted '20 from Actual '19	Budget 2020 - 2021	% Change Adopted '20 to '21 Budget
FUND: 104 SPECIAL EVENTS FUND								
Revenues:								
Rents and Royalties	\$ 1,968	\$ 2,000	\$ 2,000	\$ 2,090	\$ 2,270	1.6%	\$ 2,000	0.0%
Interest earnings	1,346	800	800	389	439	-40.6%	300	-62.5%
Miscellaneous Donations	63,000	64,000	64,000	18,556	18,556	1.6%	45,000	-29.7%
Special Event Revenue	1,312	2,000	2,000	964	964	52.4%	2,000	0.0%
Total operating revenue	67,626	68,800	68,800	21,999	22,229	1.7%	49,300	-28.3%
Expenditures:								
DIV: 22 ARTS/SPECIAL EVENTS								
General Operating Services	22,482	26,050	26,050	18,993	23,741	15.9%	26,050	0.0%
Insurance - Property, AL, GL, WC	27,413	1,000	1,000	-	-	-96.4%	1,000	0.0%
Maintenance & Rentals	4,186	3,000	3,000	1,745	3,745	-28.3%	3,000	0.0%
Contractual Services & Projects	149,630	165,500	157,000	87,506	107,506	10.6%	150,500	-9.1%
General Supplies	6,530	10,500	10,500	6,781	10,281	60.8%	10,000	-4.8%
Materials & Equipment	-	6,500	15,000	1,148	13,148	N/A	10,000	53.8%
Special Current Charges	48,500	61,000	61,000	60,500	60,500	25.8%	60,500	-0.8%
Total operating expenditures	258,741	273,550	273,550	176,673	218,921	5.7%	261,050	-4.6%
Transfer from Riverboat Gaming Fund	175,000	200,000	200,000	100,000	200,000	14.3%	175,000	-12.5%
Net change in fund balance	(16,115)	(4,750)	(4,750)		3,308	70.5%	(36,750)	-673.7%
Beginning fund balance	110,754	94,639	94,639		94,639	-14.6%	97,947	3.5%
Ending fund balance	\$ 94,639	\$ 89,889	\$ 89,889		\$ 97,947	-5.0%	\$ 61,197	-31.9%

**CITY OF LAKE CHARLES
FISCAL YEAR 2020 – 2021 ANNUAL BUDGET**

**FUND: 110 COMMUNITY DEVELOPMENT
DEPARTMENT: 07 PLANNING AND DEVELOPMENT
DIVISION: 04 COMMUNITY DEVELOPMENT**

GOAL MISSION STATEMENT:

To administer the Community Development Block Grant (CDBG) and the HOME Partnership Grant throughout the City of Lake Charles.

FUNCTION DESCRIPTION:

This division is responsible for the day-to-day operations and all federal funds received through the Community Development Block Grant Program, which is principally restricted to capital investment activities in targeting low to moderate income areas of the City. It assures that these funded activities are kept in compliance with program requirements. This budget is subject to grant terms and conditions, including adjustments to carry over prior year funds which remain available for authorized purposes until expended. This includes the Community Development Block Grant Program, capital infrastructural projects, capital park projects, public service, and home buyer assistance programs.

DEMAND PERFORMANCE INDICATORS:

Description	2018 - 2019 Actual	2019 - 2020 Estimated	2020 - 2021 Estimated
Home buyer assistance	5	10	6
Capital Projects	2	1	1
Public Service Projects	6	4	4

AUTHORIZED PERSONNEL:

Total Personnel Count	Actual Fiscal Year 2018 - 2019	Adopted Budget 2019 - 2020	Adjusted Budget 2019 - 2020	Budget 2020 - 2021
Full-Time	2	2	2	2

**CITY OF LAKE CHARLES
FISCAL YEAR 2020 - 2021 ANNUAL BUDGET**

	Actual Fiscal Year 2018 - 2019	Adopted Budget 2019 - 2020	Amended Budget 2019 - 2020	Y-T-D FY 2020 7/31/2020	Projected Actual Results EOY	% Change Adopted '20 from Actual '19	Budget 2020 - 2021	% Change Adopted '20 to '21 Budget
FUND: 110 COMMUNITY DEVELOPMENT FUND								
Revenues:								
Community Development	\$ 277,976	\$ 326,700	\$ 326,700	\$ 138,731	\$ 308,003	17.5%	\$ 360,114	10.2%
CARES Act	-	-	394,989	-	350,000	N/A	-	N/A
Intergovernmental Revenues	277,976	326,700	721,689	138,731	658,003	17.5%	360,114	10.2%
Miscellaneous Donations	43,992	-	-	-	-	-100.0%	-	N/A
Use of money and property	43,992	-	-	-	-	-100.0%	-	N/A
						N/A		N/A
Total operating revenues	321,968	326,700	721,689	138,731	658,003	1.5%	360,114	10.2%
Expenditures:								
DEPT: 07 PLANNING & DEVELOPMENT								
DIV: 04 COMMUNITY DEVELOPMENT								
Salaries/ Wages/ OT	87,703	91,000	91,000	73,438	90,353	3.8%	93,000	2.2%
Fringe Benefits	35,261	35,600	35,600	29,818	34,858	1.0%	42,800	20.2%
General Operating Services	6,018	7,550	7,550	3,602	4,857	25.5%	8,350	10.6%
Insurance - Property, AL, GL, WC	3,131	800	800	600	800	-74.4%	800	0.0%
Maintenance & Rentals	-	650	650	-	-	N/A	650	0.0%
Utilities	214	350	350	179	219	63.6%	300	-14.3%
Contractual Services & Projects	43,992	-	-	-	-	-100.0%	-	N/A
General Supplies	1,281	1,600	1,600	509	709	24.9%	1,600	0.0%
Automotive Supplies & Gasoline	1,729	1,900	1,900	721	971	9.9%	1,900	0.0%
Special Current Charges	142,639	187,250	187,250	67,736	175,236	31.3%	165,725	-11.5%
Total Community Development	321,968	326,700	326,700	176,603	308,003	1.5%	315,125	-3.5%
DEPT: 07 PLANNING & DEVELOPMENT								
DIV: 15 CORONAVIRUS (CV)								
Contractual Services & Projects	-	-	394,989	-	392,000	N/A	49,989	N/A
Total Community Development CV	-	-	394,989	-	392,000	N/A	49,989	N/A
Total operating expenditures	321,968	326,700	721,689	176,603	700,003	1.5%	365,114	11.8%
Other financing sources								
Interfund transfer from General Fund	-	-	-	-	42,000	N/A	5,000	N/A
Total transfers from other funds	-	-	-	-	42,000	N/A	5,000	N/A
Net change in fund balance	-	-	-	-	-	N/A	-	N/A
Beginning fund balance	-	-	-	-	-	N/A	-	N/A
Ending fund balance	\$ -	\$ -	\$ -	\$ -	\$ -	N/A	\$ -	N/A

**CITY OF LAKE CHARLES
FISCAL YEAR 2020 – 2021 ANNUAL BUDGET**

FUND: 126 HUD-HOUSING PROGRAMS
DEPARTMENT: 07 PLANNING AND DEVELOPMENT
DIVISION: 05 HUD EMERGENCY GRANT SOLUTIONS
 06 HOME OWNER GRANTS
 07 HOME/CHDOS GRANTS

GOAL MISSION STATEMENT:

To improve the condition and availability of affordable housing in the City of Lake Charles; to facilitate an expansion of housing and services offered to homeless families and individuals in Lake Charles; to provide support to non-profit agencies that deliver services to non-homeless special needs populations; to increase the inventory of lead-safe housing units under the Rehabilitation Program.

FUNCTION DESCRIPTION:

This division account for certain housing assistance programs administered or carried out by the City with funds originating from the U. S. Department of Housing and Urban Development. Revenue sources consist of categorical grant funds and transfers of required local matching funds. Budget levels and fund availability are subject to modification to reflect required carry-overs of unexpended year end balances, and may also be reduced by federal action at any time. Although separated for budget presentation purposes, the HUD Housing Programs Fund and the Community Development Fund are combined into a single Special Revenue Fund for financial reporting purposes. It includes the HUD Emergency Grants, Homeowner Grants and HOME/CHDOS Grants.

DEMAND PERFORMANCE INDICATORS:

Description	2018 - 2019 Actual	2019 - 2020 Estimated	2020 - 2021 Estimated
CHDO	2	2	2
Reconstruction	8	5	7
Emergency Solutions Grants	2	0	0

AUTHORIZED PERSONNEL:

Total Personnel Count	Actual Fiscal Year 2018 - 2019	Adopted Budget 2019 - 2020	Adjusted Budget 2019 - 2020	Budget 2020 - 2021
Full-Time	1	1	1	1

**CITY OF LAKE CHARLES
FISCAL YEAR 2020 - 2021 ANNUAL BUDGET**

	Actual Fiscal Year 2018 - 2019	Adopted Budget 2019 - 2020	Amended Budget 2019 - 2020	Y-T-D FY 2020 7/31/2020	Projected Actual Results EOY	% Change Adopted '20 from Actual '19	Budget 2020 - 2021	% Change Adopted '20 to '21 Budget
FUND: 126 HUD-HOUSING PROGRAMS								
Revenues:								
Home Program - Federal Funds	\$ 386,002	\$ 330,289	\$ 330,289	\$ 57,384	\$ 58,653	-14.4%	\$ 367,376	11.2%
HUD Emergency Shelter - State Funds	4,463	-	-	-	-	-100.0%	-	N/A
Intergovernmental revenues	390,465	330,289	330,289	57,384	58,653	-15.4%	367,376	11.2%
Miscellaneous Revenue	16,082	-	-	6,618	8,368	-100.0%	-	N/A
Total operating revenues	406,547	330,289	330,289	64,002	67,021	-18.8%	367,376	11.2%
Expenditures:								
DEPT: 07 PLANNING & DEVELOPMENT								
DIV: 05 HUD EMERGENCY SHELTER GRANT								
Special Current Charges	4,695	-	-	-	-	-100.0%	-	N/A
DIV: 06 HOME OWNER GRANTS								
Salaries/ Wages/ OT	38,853	40,500	40,500	32,178	40,676	4.2%	41,200	1.7%
Fringe Benefits	20,276	18,000	18,000	13,311	16,398	-11.2%	19,950	10.8%
Contractual Services & Projects	370,392	460,963	460,963	47,325	51,345	24.5%	383,300	-16.8%
Special Current Charges	-	-	-	3,492	100,037	N/A	-	N/A
Home Owner Grants	429,521	519,463	519,463	96,306	208,456	20.9%	444,450	-14.4%
DIV: 07 HOME/CHDOS GRANTS								
Contractual Services & Projects	40,271	56,621	56,621	-	-	40.6%	62,978	11.2%
Total operating expenditures	474,487	576,084	576,084	96,306	208,456	21.4%	507,428	-11.9%
Other financing sources								
Interfund transfer from General Fund	84,022	80,638	80,638	31,479	56,303	-4.0%	90,345	12.0%
Total transfers from other funds	84,022	80,638	80,638	31,479	56,303	-4.0%	90,345	12.0%
Net change in fund balance	16,082	(165,157)	(165,157)		(85,132)	-1127.0%	(49,707)	69.9%
Beginning fund balance	174,352	190,084	190,434		190,434	9.0%	105,302	-44.6%
Ending fund balance	\$ 190,434	\$ 24,927	\$ 25,277		\$ 105,302	-86.9%	\$ 55,595	123.0%

**CITY OF LAKE CHARLES
FISCAL YEAR 2020 – 2021 ANNUAL BUDGET**

FUND: 122 SUMMER FOOD SERVICE PROGRAM
DEPARTMENT: 09 COMMUNITY SERVICES
DIVISION: 09 SUMMER FOOD SERVICE PROGRAM

GOAL MISSION STATEMENT:

This division implements and provides administrative oversight to twenty-plus feeding sites within the City of Lake Charles.

FUNCTION DESCRIPTION:

The Summer Food Service Program provides nutritious meals to eligible children 18 years of age or younger or any person over 18 who has been determined by a state education agency or local public educational agency of a state to be mentally or physically handicapped and is enrolled in a public or private nonprofit school program during the summer months when schools are normally closed and the National School Lunch and School Breakfast Programs are not in operation.

DEMAND PERFORMANCE INDICATORS:

Description	2018 - 2019 Actual	2019 - 2020 Estimated	2020 - 2021 Estimated
Feeding locations	21	0	21
Meals served	147,678	0	160,000

AUTHORIZED PERSONNEL:

Temporary employees only are charged to the division.

**CITY OF LAKE CHARLES
FISCAL YEAR 2020 - 2021 ANNUAL BUDGET**

	Actual Fiscal Year 2018 - 2019	Adopted Budget 2019 - 2020	Amended Budget 2019 - 2020	Y-T-D FY 2020 7/31/2020	Projected Actual Results EOY	% Change Adopted '20 from Actual '19	Budget 2020 - 2021	% Change Adopted '20 to '21 Budget
FUND: 122 SUMMER FOOD SERVICE PROGRAM								
Revenues:								
Department of Education	\$ 477,311	\$ 693,525	\$ 693,525	\$ -	\$ -	45.3%	\$ 676,473	-2.5%
Intergovernmental revenues	477,311	693,525	693,525	-	-	45.3%	676,473	-2.5%
Total operating revenues	477,311	693,525	693,525	-	-	45.3%	676,473	-2.5%
Expenditures:								
DEPT: 09 COMMUNITY SERVICES								
DIV: 09 SUMMER FOOD SERVICE PROGRAM								
Salaries/ Wages/ OT	210,558	215,000	215,000	8,570	10,820	2.1%	210,000	-2.3%
Fringe Benefits	18,541	19,600	19,600	655	828	5.7%	18,510	-5.6%
General Operating Services	1,404	3,900	3,900	31	31	177.8%	3,938	1.0%
Insurance - Property, AL, GL, WC	8,778	775	775	582	775	-91.2%	775	0.0%
Maintenance & Rentals	15,961	20,900	20,900	2,635	3,251	30.9%	20,900	0.0%
Utilities	1,269	1,350	1,350	1,098	1,318	6.4%	1,400	3.7%
Contractual Services & Projects	21,840	30,000	30,000	-	-	37.4%	25,200	-16.0%
General Supplies	182,820	357,000	357,000	-	-	95.3%	351,750	-1.5%
Automotive Supplies & Gasoline	1,762	3,500	3,500	-	-	98.6%	2,500	-28.6%
Materials & Equipment	2,541	1,000	1,000	-	-	-60.6%	1,000	0.0%
Special Current Charges	40,139	40,500	40,500	26,356	106	0.9%	40,500	0.0%
Total operating expenditures	505,613	693,525	693,525	39,927	17,129	37.2%	676,473	-2.5%
Net change in fund balance	(28,302)	-	-		(17,129)	100.0%	-	N/A
Beginning fund balance	176,371	156,594	148,069		148,069	-11.2%	130,941	-16.4%
Ending fund balance	\$ 148,069	\$ 156,594	\$ 148,069		\$ 130,941	5.8%	\$ 130,941	-16.4%

**CITY OF LAKE CHARLES
FISCAL YEAR 2020 – 2021 ANNUAL BUDGET**

FUND: 123 AMERICORPS GRANT
DEPARTMENT: 09 COMMUNITY SERVICES
DIVISION: 47 AMERICORPS GRANT 2020 - 2021

GOAL MISSION STATEMENT:

Impact Lake Charles AmeriCorps (ILCA) is a service learning program that gives its members an opportunity to make a positive difference in their lives and the lives of those that they serve. Members of Impact Lake Charles AmeriCorps have an opportunity to assist with meeting the critical needs of our community by educating individuals on various health and safety topics and providing much needed assistance with community service projects.

FUNCTION DESCRIPTION:

Impact Lake Charles is supported by a grant from the Corporation for National and Community Service, a federal agency, Volunteer Louisiana in the Office of the Lieutenant Governor Billy Nungesser and the City of Lake Charles.

This program aims to reduce the risk of injury and death by raising awareness, skills and creating good practices in regards to health and safety. Providing education and resources to children and families allows them to make informed decisions regarding their personal safety. Education is provided to 6 Calcasieu Parish Elementary Schools, recreation centers and clients of community partners.

DEMAND PERFORMANCE INDICATORS:

Description	2018 - 2019 Actual	2019 - 2020 Estimated	2020 - 2021 Estimated
Members	5 Reduced Half-Time 16 Minimum Time	5 Reduced Half-Time 42 Minimum Time	5 Reduced Half-Time 16 Minimum Time
Service projects	45	15	30
Education facilities served	6	6	6

AUTHORIZED PERSONNEL:

Total Personnel Count	Actual Fiscal Year 2018 - 2019	Adopted Budget 2019 - 2020	Adjusted Budget 2019 - 2020	Budget 2020 - 2021
Full-Time	2	2	2	2
Part-Time	1	1	1	1

**CITY OF LAKE CHARLES
FISCAL YEAR 2020 - 2021 ANNUAL BUDGET**

	Actual Fiscal Year 2018 - 2019	Adopted Budget 2019 - 2020	Amended Budget 2019 - 2020	Y-T-D FY 2020 7/31/2020	Projected Actual Results EOY	% Change Adopted '20 from Actual '19	Budget 2020 - 2021	% Change Adopted '20 to '21 Budget
FUND: 123 AMERICORPS GRANT								
Revenues:								
Department of Treasury-Americorps	\$ 136,008	\$ 79,454	\$ 79,454	\$ 51,653	\$ 68,642	-41.6%	\$ 80,790	1.7%
Intergovernmental revenues	136,008	79,454	79,454	51,653	68,642	-41.6%	80,790	1.7%
Miscellaneous Revenue - General	6,113	-	-	-	-	-100.0%	-	N/A
Total operating revenues	142,121	79,454	79,454	51,653	68,642	-44.1%	80,790	1.7%
Expenditures:								
DEPT: 09 COMMUNITY SERVICES								
DIV: AMERICORPS GRANT								
Salaries/ Wages/ OT	167,984	146,570	146,570	100,439	120,554	-12.7%	129,200	-11.9%
Fringe Benefits	43,364	50,300	50,300	28,936	35,001	16.0%	44,500	-11.5%
General Operating Services	620	3,452	3,452	414	764	456.8%	2,376	-31.2%
Insurance - Property, AL, GL, WC	19,399	410	410	338	439	-97.9%	410	0.0%
Rentals	-	3,144	3,144	-	-	N/A	704	-77.6%
Utilities	919	1,680	1,680	539	713	82.8%	1,680	0.0%
Contractual Services & Projects	2,835	6,885	6,885	1,310	1,310	142.9%	5,110	-25.8%
General Supplies	6,209	6,276	6,276	1,013	1,513	1.1%	3,920	-37.5%
Materials & Equipment	2,853	1,890	1,890	881	2,081	-33.8%	2,200	16.4%
Special Current Charges	3,623	2,022	2,022	272	1,152	-44.2%	1,235	-38.9%
Total operating expenditures	247,806	222,629	222,629	134,142	163,527	-10.2%	191,335	-14.1%
Other financing sources								
Interfund transfer from General Fund	105,685	143,175	143,175	74,264	94,885	35.5%	110,545	-22.8%
Total transfers from other funds	105,685	143,175	143,175	74,264	94,885	35.5%	110,545	-22.8%
Net change in fund balance	-	-	-	-	-	N/A	-	N/A
Beginning fund balance	-	-	-	-	-	N/A	-	N/A
Ending fund balance	\$ -	\$ -	\$ -	\$ -	\$ -	N/A	\$ -	N/A

**CITY OF LAKE CHARLES
FISCAL YEAR 2020 – 2021 ANNUAL BUDGET**

**FUND: PUBLIC SAFETY GRANTS
DEPARTMENT: 05 POLICE DEPARTMENT
DIVISION: POLICE GRANTS**

GOAL MISSION STATEMENT:

The presented information covers all law enforcement grants which are individually accounted for in special revenue funds but combined for financial reporting purposes.

FUNCTION DESCRIPTION:

A combined budget total is proposed for these grants due to the uncertain frequency, size, and terms of potential grant awards. The City has applied to the Department of Justice, Louisiana Highway Safety Commission, United States Treasury, United States Department of Homeland Security, and Louisiana Commission on Law Enforcement, United States Marshal, Calcasieu Parish District Attorney/LACE (Local Agency Compensation Enforcement) Program, and Calcasieu Parish Sheriff's Office/HIDTA (High Intensity Drug Trafficking Area) for funding of overtime, communications, and other equipment purchases.

AUTHORIZED PERSONNEL:

There are no personnel that are directly charged to this division. Various employees' payroll costs are recorded in this division as they are incurred.

**CITY OF LAKE CHARLES
FISCAL YEAR 2020 - 2021 ANNUAL BUDGET**

	Actual Fiscal Year 2018 - 2019	Adopted Budget 2019 - 2020	Amended Budget 2019 - 2020	Y-T-D FY 2020 7/31/2020	Projected Actual Results EOY	% Change Adopted '20 from Actual '19	Budget 2020 - 2021	% Change Adopted '20 to '21 Budget
PUBLIC SAFETY GRANTS								
Revenues:								
US Dept Justice (Formula Grant)	\$ 77,442	\$ 15,000	\$ 15,000	\$ 8,396	\$ 54,450	-80.6%	\$ 112,656	651.0%
Dept of Treasury - Homeland Security	199,758	268,500	268,500	3,681	3,681	34.4%	-	-100.0%
Miscellaneous Reimbursement	3,411	-	-	-	-	-100.0%	-	N/A
Federal Programs	280,611	283,500	283,500	12,077	58,131	1.0%	112,656	-60.3%
Miscellaneous Reimbursement	83,166	68,400	68,400	55,770	80,370	-17.8%	68,400	0.0%
Highway Safety Commission	33,339	42,300	42,300	12,138	19,638	26.9%	45,000	6.4%
State Revenue	116,505	110,700	110,700	67,908	100,008	-5.0%	113,400	2.4%
Miscellaneous Reimbursement	-	10,000	10,000	-	-	N/A	-	-100.0%
Local Revenue	-	10,000	10,000	-	-	N/A	-	-100.0%
Total operating revenues	397,116	404,200	404,200	79,985	158,139	1.8%	226,056	-44.1%
Expenditures:								
DEPT: 05 POLICE								
DIV: POLICE GRANTS								
Salaries/ Wages/ OT	125,720	117,300	117,300	64,958	99,549	-6.7%	120,000	2.3%
Contractual Services & Projects	-	10,000	10,000	-	-	N/A	-	-100.0%
Automotive Supplies & Gasoline	8,400	8,400	8,400	6,300	8,400	0.0%	8,400	0.0%
Materials & Equipment	41,223	-	-	8,727	50,190	-100.0%	97,656	N/A
Major Acquisitions & Improvements	297,132	268,500	268,500	-	-	-9.6%	-	-100.0%
Total Police Grants	472,475	404,200	404,200	79,985	158,139	-14.5%	226,056	-44.1%
Total operating expenditures	472,475	404,200	404,200	79,985	158,139	-14.5%	226,056	-44.1%
Other financing sources								
Interfund transfer from General Fund	75,359	-	-	-	-	-100.0%	-	N/A
Total transfers from other funds	75,359	-	-	-	-	-100.0%	-	N/A
Net change in fund balance	-	-	-	-	-	N/A	-	N/A
Beginning fund balance	20,642	20,642	20,642		20,642	0.0%	20,642	0.0%
Ending fund balance	\$ 20,642	\$ 20,642	\$ 20,642		\$ 20,642	0.0%	\$ 20,642	0.0%

**CITY OF LAKE CHARLES
FISCAL YEAR 2020 – 2021 ANNUAL BUDGET**

FUND: 131 D.A.R.E. GRANT
DEPARTMENT: 05 POLICE
DIVISION: 06 DARE GRANT

GOAL MISSION STATEMENT:

To provide Drug Abuse Resistance Education.

FUNCTION DESCRIPTION:

The Drug Abuse Resistance Education (D.A.R.E.) Program was a program administered by the Lake Charles Police Department. It was funded entirely by state grant funds and dedicated court costs, and consisted principally of D.A.R.E. educational supplies and the reimbursement of personnel costs.

Although funding is received from the District Court office, this program has not been active by the City Police Department since fiscal years 2012-2013.

AUTHORIZED PERSONNEL:

There are no personnel that are directly charged to this division. Various employees' payroll costs are recorded in this division as they are incurred.

**CITY OF LAKE CHARLES
FISCAL YEAR 2020 - 2021 ANNUAL BUDGET**

	Actual Fiscal Year 2018 - 2019	Adopted Budget 2019 - 2020	Amended Budget 2019 - 2020	Y-T-D FY 2020 7/31/2020	Projected Actual Results EOY	% Change Adopted '20 from Actual '19	Budget 2020 - 2021	% Change Adopted '20 to '21 Budget
FUND: 131 D.A.R.E. GRANT								
Revenues:								
Miscellaneous Local Revenue	\$ 14,802	\$ -	\$ -	\$ 6,967	\$ 7,567	-100.0%	\$ -	N/A
Intergovernmental revenue	14,802	-	-	6,967	7,567	-100.0%	-	N/A
Interest earnings	5,826	-	-	2,587	2,767	-100.0%	-	N/A
Use of money and property	5,826	-	-	2,587	2,767	-100.0%	-	N/A
Total operating revenues	20,628	-	-	9,554	10,334	-100.0%	-	N/A
Net change in fund balance	20,628	-	-		10,334	-100.0%	-	N/A
Beginning fund balance	226,837	247,465	247,465		247,465	9.1%	257,799	4.2%
Ending fund balance	\$ 247,465	\$ 247,465	\$ 247,465		\$ 257,799	0.0%	\$ 257,799	4.2%

**CITY OF LAKE CHARLES
FISCAL YEAR 2020 – 2021 ANNUAL BUDGET**

FUND: 133 COPS HIRING GRANT
DEPARTMENT: 05 POLICE
DIVISION: 45 COPS HIRING GRANT 2014

GOAL MISSION STATEMENT:

FUNCTION DESCRIPTION:

The COPS funding from the United States Department of Justice is designed to facilitate local law enforcement agencies with their Community Policing efforts. While many different programs fall under the umbrella of the COPS program, the City of Lake Charles grant participation is directly related to hiring new police officers. We have been awarded seven (7) positions to be funded at 25 percent match. The grant will cover personnel cost through August 2020.

AUTHORIZED PERSONNEL:

Total Personnel Count	Actual Fiscal Year 2018 - 2019	Adopted Budget 2019 - 2020	Adjusted Budget 2019 - 2020	Budget 2020 - 2021
Full-Time	7	7	7	7

**CITY OF LAKE CHARLES
FISCAL YEAR 2020 - 2021 ANNUAL BUDGET**

	Actual Fiscal Year 2018 - 2019	Adopted Budget 2019 - 2020	Amended Budget 2019 - 2020	Y-T-D FY 2020 7/31/2020	Projected Actual Results EOY	% Change Adopted '20 from Actual '19	Budget 2020 - 2021	% Change Adopted '20 to '21 Budget
FUND: 133 COPS HIRING GRANT								
Revenues:								
US Dept Justice Hiring Grant	\$ 211,765	\$ 357,825	\$ 357,825	\$ 121,904	\$ 143,709	69.0%	\$ -	-100.0%
Intergovernmental revenue	211,765	357,825	357,825	121,904	143,709	69.0%	-	-100.0%
Total operating revenues	211,765	357,825	357,825	121,904	143,709	69.0%	-	-100.0%
Expenditures:								
DEPT: 05 POLICE								
DIV: 45 COPS HIRING GRANT 2014								
Salaries/ Wages/ OT	187,098	311,200	311,200	127,455	153,305	66.3%	307,700	-1.1%
Fringe Benefits	94,770	165,400	165,400	62,959	74,784	74.5%	175,000	5.8%
Special Current Charges	388	500	500	258	508	28.9%	500	0.0%
Cops Hiring Grant 2014	282,256	477,100	477,100	190,672	228,597	69.0%	483,200	1.3%
Total operating expenditures	282,256	477,100	477,100	190,672	228,597	69.0%	483,200	1.3%
Other financing sources								
Interfund transfer from General Fund	175,000	-	-	-	175,000	-100.0%	-	N/A
Total transfers from other funds	175,000	-	-	-	175,000	-100.0%	-	N/A
Net change in fund balance	104,509	(119,275)	(119,275)		90,112	-214.1%	(483,200)	-305.1%
Beginning fund balance	494,234	598,743	598,743		598,743	21.1%	688,855	15.1%
Ending fund balance	\$ 598,743	\$ 479,468	\$ 479,468		\$ 688,855	-19.9%	\$ 205,655	-57.1%

**CITY OF LAKE CHARLES
FISCAL YEAR 2020 – 2021 ANNUAL BUDGET**

**FUND: DISASTER RECOVERY FUND
DEPARTMENT: PUBLIC ASSISTANCE
DIVISION: DISASTER FUND**

GOAL MISSION STATEMENT:

FUNCTION DESCRIPTION:

This fund was initially established to account for recovery and repair costs resulting from Hurricane Rita, and it will continue to be used to fund any future disasters. Fund balance reserves are retained in this fund for use during any future disaster.

Also included in the current and proposed budgets are the revenues and expenditures for Hazard Mitigation Grants for a Home Elevation Program to mitigate repetitive loss due to flooding. Several properties have been identified and approved. Grant funds will be reauthorized as needed until all homes are completed. The City does not incur any cost for this program.

In Fiscal Year 2020, the City used this fund to account for costs associated with the response and mitigation to the COVID-19 pandemic and possible reimbursement from the Coronavirus Aid, Relief, and Economic Security (CARES) Act.

AUTHORIZED PERSONNEL:

There are no personnel that are directly charged to this division.

**CITY OF LAKE CHARLES
FISCAL YEAR 2020 - 2021 ANNUAL BUDGET**

	Actual Fiscal Year 2018 - 2019	Adopted Budget 2019 - 2020	Amended Budget 2019 - 2020	Y-T-D FY 2020 7/31/2020	Projected Actual Results EOY	% Change Adopted '20 from Actual '19	Budget 2020 - 2021	% Change Adopted '20 to '21 Budget
Fund 109:DISASTER RECOVERY FUNDS								
Revenues:								
Dept of Treasury - Homeland Security	\$ 10,179	\$ -	\$ -	\$ 4	\$ 4	-100.0%	\$ -	N/A
CARES Act	-	-	1,996,438	35,371	4,035,371	N/A	50,000	N/A
CARES Act Bureau of Justice Assistance Grant	-	-	142,762	135,624	142,762	N/A	-	N/A
Dept of Military Affairs	1,184,179	1,184,179	1,184,179	-	-	0.0%	1,184,179	0.0%
Intergovernmental revenue	1,194,358	1,184,179	3,323,379	170,999	4,178,137	-0.9%	1,234,179	4.2%
Miscellaneous revenue	394,726	394,726	394,726	-	-	0.0%	394,726	0.0%
Use of money and property	394,726	394,726	394,726	-	-	0.0%	394,726	0.0%
Total operating revenue	1,589,084	1,578,905	3,718,105	170,999	4,178,137	-0.6%	1,628,905	3.2%
Expenditures:								
DEPT: PUBLIC ASSISTANCE								
DIV: COVID-19								
Salaries & fringe benefits	-	-	1,992,000	1,991,581	1,991,581	N/A	-	N/A
General Operating Services	-	-	-	21	21	N/A	-	N/A
Maintenance & Rentals	-	-	10,000	-	-	N/A	-	N/A
Contractual Services & Projects	-	-	35,500	54,822	54,822	N/A	-	N/A
General Supplies	-	-	101,700	62,404	132,404	N/A	25,000	N/A
Special Current Charges	-	-	-	-	40,000	N/A	25,000	N/A
Public Assistance	-	-	2,139,200	2,108,828	2,218,828	N/A	50,000	N/A
HAZARD MITIGATION PROGRAM								
Contractual Services & Projects	1,578,905	1,578,905	1,578,905	-	-	0.0%	1,578,905	0.0%
Hazard Mitigation Program	1,578,905	1,578,905	1,578,905	-	-	0.0%	1,578,905	0.0%
Total operating expenditures	1,578,905	1,578,905	3,718,105	-	2,218,828	0.0%	1,628,905	3.2%
Net change in fund balance	10,179	-	-	-	1,959,309	-100.0%	-	N/A
Beginning fund balance	2,950,096	2,960,275	2,960,275	-	2,960,275	0.3%	4,919,584	66.2%
Ending fund balance	\$ 2,960,275	\$ 2,960,275	\$ 2,960,275	-	\$ 4,919,584	0.0%	\$ 4,919,584	66.2%

**CITY OF LAKE CHARLES
FISCAL YEAR 2020 – 2021 ANNUAL BUDGET**

**FUND: 120 FACILITY RENEWAL FUND
DEPARTMENT: 21 TRANSFERS
DIVISION: 02 CAPITAL TRANSFERS**

GOAL MISSION STATEMENT:

FUNCTION DESCRIPTION:

This fund was established in fiscal year 1997 with an initial transfer of \$1.6 million which was previously accumulated as a reserve from Riverboat Gaming revenues. The purpose of this fund is to accumulate resources for future repairs and replacement of the City's public facilities. As capital project funding is reduced, this fund will be considered when major repairs and improvements are needed for City facilities.

AUTHORIZED PERSONNEL:

There are no personnel that are charged to this division.

**CITY OF LAKE CHARLES
FISCAL YEAR 2020 - 2021 ANNUAL BUDGET**

	Actual Fiscal Year 2018 - 2019	Adopted Budget 2019 - 2020	Amended Budget 2019 - 2020	Y-T-D FY 2020 7/31/2020	Projected Actual Results EOY	% Change Adopted '20 from Actual '19	Budget 2020 - 2021	% Change Adopted '20 to '21 Budget
FUND: 120 FACILITY RENEWAL FUND								
Revenues:								
Interest earnings	\$ 74,843	\$ 30,000	\$ 30,000	\$ 32,135	\$ 34,135	-59.9%	\$ 10,800	N/A
Use of money and property	74,843	30,000	30,000	32,135	34,135	-59.9%	10,800	-64.0%
Total operating revenues	74,843	30,000	30,000	32,135	34,135	-59.9%	10,800	-64.0%
Other financing uses								
DEPT: 21 TRANSFERS								
DIV: 01 TRANSFERS								
Interfund transfers - Capital Project Fund	-	650,000	650,000	-	650,000	N/A	150,000	-76.9%
Total transfers to other funds	-	650,000	650,000	-	650,000	N/A	150,000	-76.9%
Transfers from other funds	-	-	-	-	-	N/A	-	N/A
Net change in fund balance	74,843	(620,000)	(620,000)		(615,865)	-928.4%	(139,200)	77.5%
Beginning fund balance	3,028,832	3,103,675	3,103,675		3,103,675	2.5%	2,487,810	-19.8%
Ending fund balance	\$ 3,103,675	\$ 2,483,675	\$ 2,483,675		\$ 2,487,810	-20.0%	\$ 2,348,610	-5.4%

**CITY OF LAKE CHARLES
FISCAL YEAR 2020 – 2021 ANNUAL BUDGET**

**FUND: 141 MORGANFIELD ECONOMIC DEVELOPMENT DISTRICT
DEPARTMENT: 10 GENERAL SERVICES
DIVISION: 14 MISCELLANEOUS**

FUNCTION DESCRIPTION:

State law authorizes the City of Lake Charles to create special economic development districts and political subdivisions of the State to be designated by an ordinance which shall designate the boundaries of the district. The district may levy new sales taxes that can be used to fund a portion of the costs of an economic development project within the defined district.

Pursuant to this state statute, the MorganField Economic Development District was created by Ordinance 17866, adopted June 7, 2018 by the Lake Charles City Council.

The owners of the property within the district are developing the project as identified as property within the district as a mixed use project, which includes a Traditional Neighborhood Development, other residential communities and commercial developments within the MorganField development generally consisting of residential units, office, commercial space, civic and institutional space and open space.

The District is empowered to levy ad valorem taxes, sales taxes or hotel occupancy taxes within the District up to five mills of ad valorem taxes, up to two percent (2%) of sales taxes, or up to two percent (2%) of hotel occupancy taxes, or any combination of such taxes, above and in addition to any other ad valorem taxes, sales taxes, or hotel occupancy taxes, or combination of such taxes, then in existence or permitted to be in existence in the EDD District

Owners of the property within the district requested that the Board of the MorganField District authorize (a) the levy of one (1%) percent of sales and use taxes upon the sale at retail, the use, the lease or rental, the consumption and storage for use or consumption of tangible personal property and on sales of services in the MorganField District and one (1%) percent of hotel occupancy taxes within the MorganField District commencing January 1, 2018; and (b) the pledge and the disbursement of the new tax for the benefit of the Owners in completing operating the project..

Any funds collected by the City as a result of the new tax will be dedicated to the MorganField Economic Development District to assist in the construction, development and operation of the project.

AUTHORIZED PERSONNEL:

There are no personnel that are charged to this division.

**CITY OF LAKE CHARLES
FISCAL YEAR 2020 - 2021 ANNUAL BUDGET**

	Actual Fiscal Year 2018 - 2019	Adopted Budget 2019 - 2020	Amended Budget 2019 - 2020	Y-T-D FY 2020 7/31/2020	Projected Actual Results EOY	% Change Adopted '20 from Actual '19	Budget 2020 - 2021	% Change Adopted '20 to '21 Budget
FUND: 141 MORGANFIELD ECONOMIC DEVELOPMENT DISTRICT								
Revenues:								
Sales tax	\$ 27,910	\$ 15,000	\$ 15,000	\$ 33,422	\$ 40,922	-46.3%	\$ 36,000	140.0%
Taxes and special assessments	27,910	15,000	15,000	33,422	40,922	-46.3%	36,000	140.0%
Interest earnings	3	-	-	204	204	-100.0%	-	N/A
Use of money and property	3	-	-	204	204	-100.0%	-	N/A
Total operating revenues	27,913	15,000	15,000	33,626	41,126	-46.3%	36,000	140.0%
Expenditures:								
DEPT: 10 GENERAL SERVICES								
DIV: 14 MISCELLANEOUS								
Special Activities and Programs	8,080	500	500	1,336	1,536	-93.8%	1,700	240.0%
Total operating expenditures	8,080	500	500	1,336	1,536	-93.8%	1,700	240.0%
Net change in fund balance	19,833	14,500	14,500		39,590	-26.9%	34,300	136.6%
Beginning fund balance	(9,122)	10,711	10,711		10,711	217.4%	50,301	369.6%
Ending fund balance	<u>\$ 10,711</u>	<u>\$ 25,211</u>	<u>\$ 25,211</u>		<u>\$ 50,301</u>	135.4%	<u>\$ 84,601</u>	235.6%

**CITY OF LAKE CHARLES
FISCAL YEAR 2020 – 2021 ANNUAL BUDGET**

**FUND: 142 LAKEFRONT ECONOMIC DEVELOPMENT DISTRICT
DEPARTMENT: 10 GENERAL SERVICES
DIVISION: 14 MISCELLANEOUS**

FUNCTION DESCRIPTION:

State law authorizes the City of Lake Charles to create special economic development districts and political subdivisions of the State to be designated by an ordinance which shall designate the boundaries of the district. The district may levy new sales taxes that can be used to fund a portion of the costs of an economic development project within the defined district.

Pursuant to this state statute, the Lakefront Economic Development District was created by Ordinance 18188, adopted June 20, 2018 by the Lake Charles City Council. As provided by the Act, the governing body of the District is the City Council.

The economic development district has the power to levy ad valorem taxes, sales taxes, or hotel occupancy taxes within the district up to five mills of ad valorem taxes, up to two percent of sales taxes, or up to two percent of hotel occupancy taxes, or any combination of such taxes, above and in addition to any other ad valorem taxes, sales taxes, or hotel occupancy taxes, or combination of such taxes, then in existence or permitted to be in existence within the district.

The District, in cooperation with the executive branch of the City, are developing and formulating economic development plans to be presented to the District for approval. Such economic development plans may include financial incentives to public or private entities for projects in the District that utilize (i) revenues of sales taxes and/or hotel occupancy taxes levied by the District, (ii) lawfully available sales tax revenues provided by the City of Lake Charles, and (iii) any other funds, whether public or private, that may be available for such purposes.

Pursuant to state law, a special trust fund titled "Lakefront Economic Development District Trust Fund" (the "Trust Fund") was created for the purpose of paying costs in connection with economic development projects as defined in *La.R.S. 33:9038.34(M)* and *La.R.S. 33:9038.36*. The Fund was established by the Chief Financial Officer of the City and is maintained as a separate fund, apart from other funds and accounts of the City or other entities, and shall be used strictly for the purposes set forth in the Act.

AUTHORIZED PERSONNEL:

There are no personnel that are charged to this division.

**CITY OF LAKE CHARLES
FISCAL YEAR 2020 - 2021 ANNUAL BUDGET**

	Actual Fiscal Year 2018 - 2019	Adopted Budget 2019 - 2020	Amended Budget 2019 - 2020	Y-T-D FY 2020 7/31/2020	Projected Actual Results EOY	% Change Adopted '20 from Actual '19	Budget 2020 - 2021	% Change Adopted '20 to '21 Budget
FUND: 142 LAKEFRONT ECONOMIC DEVELOPMENT DISTRICT								
Revenues:								
Sales tax	\$ 20,551	\$ 20,000	\$ 20,000	\$ 17,529	\$ 20,529	-2.7%	\$ 20,000	0.0%
Taxes and special assessments	20,551	20,000	20,000	17,529	20,529	-2.7%	20,000	0.0%
Interest earnings	117	-	-	226	226	-100.0%	-	N/A
Use of money and property	117	-	-	226	226	-100.0%	-	N/A
Total operating revenues	20,668	20,000	20,000	17,755	20,755	-3.2%	20,000	0.0%
Expenditures:								
DEPT: 10 GENERAL SERVICES								
DIV: 14 MISCELLANEOUS								
Special Activities and Programs	5,078	500	500	89	89	-90.2%	500	0.0%
Total operating expenditures	5,078	500	500	89	89	-90.2%	500	0.0%
Net change in fund balance	15,590	19,500	19,500		20,666	25.1%	19,500	0.0%
Beginning fund balance	-	15,590	15,590		15,590	N/A	36,256	132.6%
Ending fund balance	\$ 15,590	\$ 35,090	\$ 35,090		\$ 36,256	125.1%	\$ 55,756	58.9%

**CITY OF LAKE CHARLES
FISCAL YEAR 2020 – 2021 ANNUAL BUDGET**

**FUND: 143 NELSON MARKET ECONOMIC DEVELOPMENT DISTRICT
DEPARTMENT: 10 GENERAL SERVICES
DIVISION: 14 MISCELLANEOUS**

FUNCTION DESCRIPTION:

State law authorizes the City of Lake Charles to create special economic development districts and political subdivisions of the State to be designated by an ordinance which shall designate the boundaries of the district. The district may levy new sales taxes that can be used to fund a portion of the costs of an economic development project within the defined district.

Pursuant to this state statute, the Nelson Market Economic Development District was created by Ordinance 18486, adopted August 7, 2019 by the Lake Charles City Council. As provided by the Act, the governing body of the District is the City Council.

The purpose of the District will be to provide funds to assist in the cost of construction of a Traditional Neighborhood Development, other residential communities and commercial developments within the District generally consisting of residential units, commercial space, civic and institutional space and open space, which may be developed in multiple phases.

The economic development district has the power to levy ad valorem taxes, sales taxes, or hotel occupancy taxes within the district up to five mills of ad valorem taxes, up to two percent (2%) of sales taxes, or up to two percent (2%) of hotel occupancy taxes, or any combination of such taxes, above and in addition to any other ad valorem taxes, sales taxes, or hotel occupancy taxes, or combination of such taxes, then in existence or permitted to be in existence within the district.

Owners of the property within the district requested that the Board of the Nelson Market Economic Development District authorize (a) the levy of one (1%) percent of sales and use taxes upon the sale at retail, the use, the lease or rental, the consumption and storage for use or consumption of tangible personal property and on sales of services within the District and a one (1%) percent hotel occupancy tax within the District commencing April 1, 2020 (collectively, the "new tax") and (b) the pledge and the disbursement of the New Tax for the benefit of the Owners and the Project to assist in the construction, development, and operation of the project.

Any funds collected by the City as a result of the new tax will be dedicated to the Nelson Market Economic Development District to be used to assist with the Project Development pursuant to the terms and conditions of the Cooperative Endeavor Agreement entered into between The City of Lake Charles, EVT Lake Charles, LLC, Palma Properties Investment, L.L.C. and the Nelson Market Economic Development District on January 1, 2020.

AUTHORIZED PERSONNEL:

There are no personnel that are charged to this division.

**CITY OF LAKE CHARLES
FISCAL YEAR 2020 - 2021 ANNUAL BUDGET**

	Actual Fiscal Year 2018 - 2019	Adopted Budget 2019 - 2020	Amended Budget 2019 - 2020	Y-T-D FY 2020 7/31/2020	Projected Actual Results EOY	% Change Adopted '20 from Actual '19	Budget 2020 - 2021	% Change Adopted '20 to '21 Budget
FUND: 143 NELSON MARKET ECONOMIC DEVELOPMENT DISTRICT								
Revenues:								
Sales tax	\$ -	\$ -	\$ -	\$ -	\$ -	N/A	\$ 5,000	N/A
Taxes and special assessments	-	-	-	-	-	N/A	5,000	N/A
Interest earnings	-	-	-	-	-	N/A	-	N/A
Use of money and property	-	-	-	-	-	N/A	-	N/A
Total operating revenues	-	-	-	-	-	N/A	5,000	N/A
Expenditures:								
DEPT: 10 GENERAL SERVICES								
DIV: 14 MISCELLANEOUS								
Special Activities and Programs	-	-	-	1,425	1,425	N/A	1,500	N/A
Total operating expenditures	-	-	-	1,425	1,425	N/A	1,500	N/A
Net change in fund balance	-	-	-		(1,425)	N/A	3,500	N/A
Beginning fund balance	-	-	-		-	N/A	(1,425)	N/A
Ending fund balance	\$ -	\$ -	\$ -		\$ (1,425)	N/A	\$ 2,075	N/A

THIS PAGE INTENTIONALLY LEFT BLANK



DEBT SERVICE

Debt Service Funds account for the accumulation of resources for, and the retirement of, general long-term debt principal and interest.

**CITY OF LAKE CHARLES
FISCAL YEAR 2020 - 2021 ANNUAL BUDGET**

DEBT SERVICE SUMMARY

	<u>Sewer Bond</u>	<u>2015 \$15.825M Public Improvement Refunding Bond</u>	<u>2017 \$24M Public Improvement Refunding Bond</u>
Revenues:			
Intergovernmental	\$ -	\$ -	\$ -
Use of money and property	-	3,000	-
Total operating revenues	<u>-</u>	<u>3,000</u>	<u>-</u>
Expenditures:			
Debt service principal	1,750,000	170,000	4,225,000
Debt service interest & fiscal charge	72,200	407,675	1,061,750
Total operating expenditures	<u>1,822,200</u>	<u>577,675</u>	<u>5,286,750</u>
Other financing sources:			
Transfers from other funds	1,650,000	580,000	5,290,000
Total transfers	<u>1,650,000</u>	<u>580,000</u>	<u>5,290,000</u>
Net Income (loss)	<u>\$ (172,200)</u>	<u>\$ 5,325</u>	<u>\$ 3,250</u>
Projected ending fund balance	\$ 178,609	\$ 899,174	\$ 1,410,025
Fund balance (used) added operations	<u>(172,200)</u>	<u>5,325</u>	<u>3,250</u>
Ending fund balance	<u>\$ 6,409</u>	<u>\$ 904,499</u>	<u>\$ 1,413,275</u>

2011 \$21M Wastewater DEQ Loan	School Board Sales Tax Dist 3	2011 \$3M City Court CPPTA	Total
\$ -	\$ -	\$ 176,400	\$ 176,400
6,000	-	-	9,000
<u>6,000</u>	<u>-</u>	<u>176,400</u>	<u>185,400</u>
1,156,000	50,000	140,000	7,491,000
138,871	-	36,400	1,716,896
<u>1,294,871</u>	<u>50,000</u>	<u>176,400</u>	<u>9,207,896</u>
1,000,000	50,000	-	8,570,000
<u>1,000,000</u>	<u>50,000</u>	<u>-</u>	<u>8,570,000</u>
<u>\$ (288,871)</u>	<u>\$ -</u>	<u>\$ -</u>	<u>\$ (452,496)</u>
\$ 2,488,024	\$ -	\$ 124,226	\$ 5,100,058
(288,871)	-	-	(452,496)
<u>\$ 2,199,153</u>	<u>\$ -</u>	<u>\$ 124,226</u>	<u>\$ 4,647,562</u>

**CITY OF LAKE CHARLES
FISCAL YEAR 2020 – 2021 ANNUAL BUDGET**

**FUND: 210 LCDA SEWER BONDS
DEPARTMENT: 16 OTHER DEBT
DIVISION: 01 OTHER DEBT**

GOAL MISSION STATEMENT:

FUNCTION DESCRIPTION:

Part of the City's long-term debt, the \$17,735,000 proceeds of the Series 2009 Revenue Refunding Bonds, were used by the City to refund the Revenue Bonds-Capital Projects and Equipment Acquisition Program Series 2003A Bonds (the "Refunded Bonds"). Those bonds were originally issued in the amount of \$25,000,000 for the purpose of funding the construction, acquisition and installation of the City's wastewater treatment facility improvements. Amounts due for the Refunding Bonds will range from \$1,270,000 to \$1,750,000 through 2021 with interest rates ranging from 2 percent to 4 percent. The current debt as of August 1, 2020 is \$1,750,000.

AUTHORIZED PERSONNEL:

There are no personnel that are charged to this division

**CITY OF LAKE CHARLES
FISCAL YEAR 2020 - 2021 ANNUAL BUDGET**

	Actual Fiscal Year 2018 - 2019	Adopted Budget 2019 - 2020	Y-T-D FY 2020 7/31/2020	% Change Adopted ' 20 from Actual '19	Budget 2020 - 2021	% Change Adopted '20 to '21 Budget
FUND: 210 SEWER BOND FUND						
Revenues:						
Interest on investments	\$ 612	\$ -	\$ 272	-100.0%	\$ -	N/A
Interest on demand deposit accounts	14,781	5,000	6,694	-66.2%	-	-100.0%
Total operating revenues	<u>15,393</u>	<u>5,000</u>	<u>6,966</u>	-67.5%	<u>-</u>	-100.0%
Expenditures:						
DEPT: 16 OTHER DEBT						
DIV: 01 OTHER DEBT						
Principal payment	1,615,000	1,680,000	1,680,000	4.0%	1,750,000	4.2%
Interest payment	201,800	137,200	137,200	-32.0%	70,000	-49.0%
Fiscal agent fees	2,200	2,200	2,200	0.0%	2,200	0.0%
Total expenditures	<u>1,819,000</u>	<u>1,819,400</u>	<u>1,819,400</u>	0.0%	<u>1,822,200</u>	0.2%
Other financing sources:						
Interfund transfers from Wastewater Fund	1,690,000	1,700,000	1,700,000	0.6%	1,650,000	-2.9%
Total transfers from other funds	<u>1,690,000</u>	<u>1,700,000</u>	<u>1,700,000</u>	0.6%	<u>1,650,000</u>	-2.9%
Net change in fund balance	(113,607)	(114,400)			(172,200)	-50.5%
Beginning fund balance	406,616	293,009			178,609	-39.0%
Ending fund balance	<u>\$ 293,009</u>	<u>\$ 178,609</u>			<u>\$ 6,409</u>	-96.4%

**CITY OF LAKE CHARLES
FISCAL YEAR 2020 – 2021 ANNUAL BUDGET**

FUND: 213 2014 \$15.825M REFUNDING PUBLIC IMPROVEMENT BONDS
DEPARTMENT: 16 OTHER DEBT
DIVISION: 01 OTHER DEBT

GOAL MISSION STATEMENT:

FUNCTION DESCRIPTION:

The proceeds of the Series 2014 Bonds are to be used for the purpose of (i) advance refunding the LCDA's \$34,480,000 Revenue Bonds (City of Lake Charles Public Improvement Projects) Series 2007 maturing May 1, 2018; May 1, 2019, May 1, 2022; May 1, 2024; and May 1, 2027; and (II); paying the costs of issuance of the Series 2014 Bonds. The Series 2007 Bonds were issued for the purpose of providing funds to the City to (i) acquire, construct, or improve streets and roads, parks and recreational facilities, water and waste water systems, downtown and/or lakefront development infrastructure and economic development facilities within the City and pursuant to cooperative endeavor agreements with Calcasieu Parish; (ii) purchase a reserve fund surety bond; and (iii) pay the costs of issuance of the Series 2007 Bonds, including the premium for a bond insurance policy insuring the Series 2007 Bonds. The current debt as of August 1, 2020 is \$11,760,000 with interest rates of 4 percent to 3 percent.

AUTHORIZED PERSONNEL:

There are no personnel that are charged to this division

CITY OF LAKE CHARLES
FISCAL YEAR 2020 - 2021 ANNUAL BUDGET

	Actual Fiscal Year 2018 - 2019	Adopted Budget 2019 - 2020	Y-T-D FY 2020 7/31/2020	% Change Adopted ' 20 from Actual '19	Budget 2020 - 2021	% Change Adopted '20 to '21 Budget
FUND: 213 2014 \$15.825M REFUNDING PUBLIC IMPROVEMENT BONDS						
Revenues:						
Interest on demand deposit accounts	\$ 27,159	\$ 5,000	\$ 6,655	-81.6%	\$ 3,000	-40.0%
Total operating revenues	<u>27,159</u>	<u>5,000</u>	<u>6,655</u>	-81.6%	<u>3,000</u>	-40.0%
Expenditures:						
DEPT: 16 OTHER DEBT						
DIV: 01 OTHER DEBT						
Principal payment	1,785,000	165,000	165,000	-90.8%	170,000	3.0%
Interest payment	497,875	408,625	408,625	-17.9%	403,675	-1.2%
Fiscal agent fees	<u>2,750</u>	<u>4,000</u>	<u>2,750</u>	45.5%	<u>4,000</u>	0.0%
Total expenditures	<u>2,285,625</u>	<u>577,625</u>	<u>576,375</u>	-74.7%	<u>577,675</u>	0.0%
Other financing sources:						
Interfund transfers from Wastewater Fund	500,000	500,000	500,000	0.0%	500,000	0.0%
Interfund transfers from Riverboat Fund	1,047,000	50,000	50,000	-95.2%	45,000	-10.0%
Interfund transfers from Capital Project Fund	<u>739,880</u>	<u>35,000</u>	<u>35,000</u>	-95.3%	<u>35,000</u>	0.0%
Total transfers from other funds	<u>2,286,880</u>	<u>585,000</u>	<u>585,000</u>	-74.4%	<u>580,000</u>	-0.9%
Net change in fund balance	28,414	12,375			5,325	-57.0%
Beginning fund balance	858,385	886,799			899,174	1.4%
Ending fund balance	<u>\$ 886,799</u>	<u>\$ 899,174</u>			<u>\$ 904,499</u>	0.6%

**CITY OF LAKE CHARLES
FISCAL YEAR 2020 – 2021 ANNUAL BUDGET**

FUND: 214 2010 \$40M LCDA PUBLIC IMPROVEMENT BONDS
DEPARTMENT: 16 OTHER DEBT
DIVISION: 01 OTHER DEBT

GOAL MISSION STATEMENT:

FUNCTION DESCRIPTION:

This issue is the second (two of two issues) issue authorized as part of a \$90,000,000 bond issue approved in 2006. The proceeds of this Louisiana Local Government Environmental Facilities and Community Development Authority Revenue Bonds Series 2010 for \$40,000,000 will provide phase two funding for the purpose of acquiring, constructing, or improving streets and roads, parks and recreational facilities, water and wastewater systems, downtown and/or lakefront development infrastructure and economic development facilities within the City. It is due in amounts of \$1,575,000 to \$3,200,000 through 2027, and interest rates range from 2 percent to 4.125 percent. The City refunded all bonds except for the years 2018, 2019, 2020 and the current debt as of August 1, 2020 is \$0.

AUTHORIZED PERSONNEL:

There are no personnel that are charged to this division.

**CITY OF LAKE CHARLES
FISCAL YEAR 2020 - 2021 ANNUAL BUDGET**

	Actual Fiscal Year 2018 - 2019	Adopted Budget 2019 - 2020	Y-T-D FY 2020 7/31/2020	% Change Adopted ' 20 from Actual '19	Budget 2020 - 2021	% Change Adopted '20 to '21 Budget
FUND: 214 2010 \$40M PUBLIC IMPROVEMENT BONDS						
Revenues:						
Interest on demand deposit accounts	\$ 33,773	\$ 5,000	\$ 12,147	-85.2%	\$ -	-100.0%
Total operating revenues	<u>33,773</u>	<u>5,000</u>	<u>12,147</u>	-85.2%	<u>-</u>	-100.0%
Expenditures:						
DEPT: 16 OTHER DEBT						
DIV: 01 OTHER DEBT						
Principal payment	2,235,000	2,315,000	2,315,000	3.6%	-	-100.0%
Interest payment	202,431	115,750	115,750	-42.8%	-	-100.0%
Fiscal agent fees	2,500	4,000	2,500	60.0%	-	-100.0%
Total expenditures	<u>2,439,931</u>	<u>2,434,750</u>	<u>2,433,250</u>	-0.2%	<u>-</u>	-100.0%
Other financing sources (uses):						
Interfund transfers from Riverboat Fund	1,430,530	1,413,400	1,413,400	-1.2%	-	-100.0%
Interfund transfers from Capital Project Func	1,010,910	1,021,400	1,021,400	1.0%	-	-100.0%
Interfund transfer to DS '17 Refund Bond	-	-	(1,081,145)		-	
Interfund transfer to Bond Capital Project Fu	-	-	(50,121)		-	
Total transfers from other funds	<u>2,441,440</u>	<u>2,434,800</u>	<u>1,303,534</u>	-0.3%	<u>-</u>	-100.0%
Net change in fund balance	35,282	5,050	(1,117,569)		-	-100.0%
Beginning fund balance	1,082,287	1,117,569	1,117,569		-	-100.0%
Ending fund balance	<u>\$ 1,117,569</u>	<u>\$ 1,122,619</u>	<u>\$ -</u>		<u>\$ -</u>	-100.0%

**CITY OF LAKE CHARLES
FISCAL YEAR 2020 – 2021 ANNUAL BUDGET**

FUND: 215 REFUNDING '07 & '10 LCDA BONDS – 2017 \$24M
DEPARTMENT: 16 OTHER DEBT
DIVISION: 01 OTHER DEBT

GOAL MISSION STATEMENT:

FUNCTION DESCRIPTION:

This issue is the refunding of the remaining balance (\$5,920,000) of 2007 and refunding portions of 2010 outstanding balance (\$19,720,000). The proceeds of this Louisiana Local Government Environmental Facilities and Community Development Authority Revenue Bonds Series will provide phase two funding for the purpose of acquiring, constructing, or improving streets and roads, parks and recreational facilities, water and wastewater systems, downtown and/or lakefront development infrastructure and economic development facilities within the City. The current debt as of August 1, 2020 is \$22,425,000.

AUTHORIZED PERSONNEL:

There are no personnel that are charged to this division

CITY OF LAKE CHARLES
FISCAL YEAR 2020 - 2021 ANNUAL BUDGET

	Actual Fiscal Year 2018 - 2019	Adopted Budget 2019 - 2020	Y-T-D FY 2020 7/31/2020	% Change Adopted ' 20 from Actual '19	Budget 2020 - 2021	% Change Adopted '20 to '21 Budget
FUND: 215 2017 \$24M REFUNDING PUBLIC IMPROVEMENT BONDS						
Revenues:						
Interest on demand deposit accounts	\$ 8,735	\$ 2,000	\$ 9,528	-77.1%	\$ -	-100.0%
Total operating revenues	<u>8,735</u>	<u>2,000</u>	<u>9,528</u>	-77.1%	<u>-</u>	-100.0%
Expenditures:						
DEPT: 16 OTHER DEBT						
DIV: 01 OTHER DEBT						
Principal payment	-	1,715,000	1,715,000	N/A	4,225,000	146.4%
Interest payment	1,123,850	1,123,850	1,123,850	0.0%	1,055,250	-6.1%
Fiscal agent fees	6,500	6,500	4,000	0.0%	6,500	0.0%
Total expenditures	<u>1,130,350</u>	<u>2,845,350</u>	<u>2,842,850</u>	151.7%	<u>5,286,750</u>	85.8%
Other financing sources:						
Interfund transfers from Riverboat Fund	660,850	1,650,300	1,650,300	149.7%	2,940,000	78.1%
Interfund transfers from Capital Project Func	467,000	1,192,600	1,192,600	155.4%	2,350,000	97.0%
Interfund transfers from DS '10 Bond	-	-	1,081,145			
Total transfers from other funds	<u>1,127,850</u>	<u>2,842,900</u>	<u>3,924,045</u>	152.1%	<u>5,290,000</u>	86.1%
Net change in fund balance	6,235	(450)	1,090,723		3,250	822.2%
Beginning fund balance	<u>313,067</u>	<u>319,302</u>	<u>319,302</u>		<u>1,410,025</u>	341.6%
Ending fund balance	<u>\$ 319,302</u>	<u>\$ 318,852</u>	<u>\$ 1,410,025</u>		<u>\$ 1,413,275</u>	343.2%

**CITY OF LAKE CHARLES
FISCAL YEAR 2020 – 2021 ANNUAL BUDGET**

FUND: 216 2011 \$21M DEQ SEWER LOAN
DEPARTMENT: 16 OTHER DEBT
DIVISION: 01 OTHER DEBT

GOAL MISSION STATEMENT:

FUNCTION DESCRIPTION:

This Department of Environmental Quality \$21,000,000 sewer loan was used for wastewater system improvements. Phase I included improvements to Wastewater Treatment Plant A involving headworks improvements, preliminary treatment improvement, final clarification improvements, digester improvements, electrical system upgrades and automation of process equipment and vales and miscellaneous structural rehabilitation and improvements. Phase II of DEQ spending was for the Rebuild of Wastewater Treatment Plant B/C, with a total cost of \$42 million. The entirety of this loan was drawn down in fiscal year 2018. The first annual interest cost of \$199,500 was due December 1, 2011, and the interest rate per annum is 0.95%. The current debt as of August 1, 2020 is \$14,618,000.

AUTHORIZED PERSONNEL:

There are no personnel that are charged to this division.

CITY OF LAKE CHARLES
FISCAL YEAR 2020 - 2021 ANNUAL BUDGET

	Actual Fiscal Year 2018 - 2019	Adopted Budget 2019 - 2020	Y-T-D FY 2020 7/31/2020	% Change Adopted ' 20 from Actual '19	Budget 2020 - 2021	% Change Adopted '20 to '21 Budget
FUND: 216 2011 \$21M WASTEWATER DEQ LOAN						
Revenues:						
Interest on demand deposit accounts	\$ 52,553	\$ 15,000	\$ 25,165	-71.5%	\$ 6,000	-60.0%
Total operating revenues	<u>52,553</u>	<u>15,000</u>	<u>25,165</u>	-71.5%	<u>6,000</u>	-60.0%
Expenditures:						
DEPT: 16 OTHER DEBT						
DIV: 01 OTHER DEBT						
Principal payment	1,014,000	1,024,000	1,024,000	1.0%	1,156,000	12.9%
Interest payment	74,898	70,400	70,389	-6.0%	65,781	-6.6%
Administrative fee	83,220	85,000	78,210	2.1%	73,090	-14.0%
Total expenditures	<u>1,172,118</u>	<u>1,179,400</u>	<u>1,172,599</u>	0.6%	<u>1,294,871</u>	9.8%
Other financing sources:						
Interfund transfers from Wastewater Fund	1,200,000	1,200,000	1,200,000	0.0%	1,000,000	-16.7%
Total transfers from other funds	<u>1,200,000</u>	<u>1,200,000</u>	<u>1,200,000</u>	0.0%	<u>1,000,000</u>	-16.7%
Net change in fund balance	80,435	35,600			(288,871)	-911.4%
Beginning fund balance	<u>2,371,989</u>	<u>2,452,424</u>			<u>2,488,024</u>	1.5%
Ending fund balance	<u>\$ 2,452,424</u>	<u>\$ 2,488,024</u>			<u>\$ 2,199,153</u>	-11.6%

**CITY OF LAKE CHARLES
FISCAL YEAR 2020 – 2021 ANNUAL BUDGET**

FUND: 225 SCHOOL BOARD SALES TAX DISTRICT 3
DEPARTMENT: 16 OTHER DEBT
DIVISION: 01 OTHER DEBT

GOAL MISSION STATEMENT:

FUNCTION DESCRIPTION:

On October 1, 2001 a Cooperative Endeavor Agreement among the City of Lake Charles, Sales Tax District No. Three of Calcasieu Parish, Louisiana, and Wai-Mart Stores, Inc., was signed to ensure that the Sales Tax District did not sustain a sudden and significant loss of tax revenues as a result of the relocation of the Wai-Mart Super Center to the City of Lake Charles. The District issued its Public School Improvement Sales Tax Revenue Bonds based on a 20 year 1.5 percent sales and use tax for schools and school related facilities to begin October 1, 2000. Since the acquisition and construction of the new Wai-Mart in the City would result in the closure of the existing Wal-Mart facility within the District, there would, therefore, be a loss of revenue. Therefore, the agreement was done to replace the loss of sales tax revenues occasioned by the closure of the existing Wal-Mart store and the potential financial difficulties relative to the District's bonds arising from the closure of the existing Wal-Mart located in the District. It was, therefore, agreed to have the City of Lake Charles remit to the Sales Tax District an amount equal to 25 percent of the sales taxes collected for Wal-Mart attributable to this project, not to exceed \$350,000 in any one calendar year. The City would not be liable for payments after November 23, 2020 (which follows the expiration of the Sales Tax District's 1.5 percent tax). It is estimated that \$50,000 will be paid in fiscal year 2021 and the terms of this agreement will be fulfilled.

AUTHORIZED PERSONNEL:

There are no personnel that are charged to this division.

**CITY OF LAKE CHARLES
FISCAL YEAR 2020 - 2021 ANNUAL BUDGET**

	Actual Fiscal Year 2018 - 2019	Adopted Budget 2019 - 2020	Y-T-D FY 2020 7/31/2020	% Change Adopted ' 20 from Actual '19	Budget 2020 - 2021	% Change Adopted '20 to '21 Budget
FUND: 225 SCHOOL BOARD SALES TAX DIST 3						
Expenditures:						
DEPT: 16 OTHER DEBT						
DIV: 01 OTHER DEBT						
Principal payment	\$ 264,321	\$ 300,000	\$ 231,908	13.5%	\$ 50,000	-83.3%
Total expenditures	<u>264,321</u>	<u>300,000</u>	<u>231,908</u>	13.5%	<u>50,000</u>	-83.3%
Other financing sources:						
Interfund transfers from General Fund	<u>264,321</u>	<u>300,000</u>	<u>231,908</u>	13.5%	<u>50,000</u>	-83.3%
Total transfers from other funds	<u>264,321</u>	<u>300,000</u>	<u>231,908</u>	13.5%	<u>50,000</u>	-83.3%
Net change in fund balance	-	-			-	N/A
Beginning fund balance	-	-			-	N/A
Ending fund balance	<u>\$ -</u>	<u>\$ -</u>			<u>\$ -</u>	N/A

**CITY OF LAKE CHARLES
FISCAL YEAR 2020 – 2021 ANNUAL BUDGET**

FUND: 232 2011 \$3M CPPTA CITY COURT COMPLEX
DEPARTMENT: 16 OTHER DEBT
DIVISION: 01 OTHER DEBT

GOAL MISSION STATEMENT:

FUNCTION DESCRIPTION:

The Series 2011 Calcasieu Parish Public Trust Authority Revenue Bonds (Lake Charles City Court Project) are for the purpose of financing the acquisition and construction of a new Lake Charles City Court/Ward Three Judicial Complex ("City Court") and infrastructure, improvements, including all furniture, fixtures, equipment, and other improvements incidental or necessary in connection therewith, to be located at 100 Mill Street, Lake Charles, Louisiana. An early payment in the amount of \$1,000,000 was made by City Court in December 2018. The new payment amounts through 2027 will range from \$15,000 to \$175,000 with an interest rate of 3.783 percent. The current debt as of August 1, 2020 is \$965,000.

AUTHORIZED PERSONNEL:

There are no personnel that are charged to this division.

CITY OF LAKE CHARLES
FISCAL YEAR 2020 - 2021 ANNUAL BUDGET

	Actual Fiscal Year 2018 - 2019	Adopted Budget 2019 - 2020	Y-T-D FY 2020 7/31/2020	% Change Adopted ' 20 from Actual '19	Budget 2020 - 2021	% Change Adopted '20 to '21 Budget
FUND: 232 2011 \$3M CITY COURT CPPTA						
Revenues:						
City Court building fund	\$ 1,191,864	\$ 182,500	\$ 69,848	-84.7%	\$ 176,400	-3.3%
Intergovernmental revenue	1,191,864	182,500	69,848	-84.7%	176,400	-3.3%
Interest on demand deposit accounts	5,318	-	822	-100.0%	-	N/A
Total operating revenues	1,197,182	182,500	70,670	-84.8%	176,400	-3.3%
Expenditures:						
DEPT: 16 OTHER DEBT						
DIV: 01 OTHER DEBT						
Principal payment	1,130,000	140,000	140,000	-87.6%	140,000	0.0%
Interest payment	60,024	40,000	39,154	-33.4%	33,900	-15.3%
Fiscal agent fees	2,500	2,500	2,083	0.0%	2,500	0.0%
Total expenditures	1,192,524	182,500	181,237	-84.7%	176,400	-3.3%
Net change in fund balance	4,658	-			-	N/A
Beginning fund balance	119,568	124,226			124,226	0.0%
Ending fund balance	<u>\$ 124,226</u>	<u>\$ 124,226</u>			<u>\$ 124,226</u>	0.0%

THIS PAGE INTENTIONALLY LEFT BLANK



ENTERPRISE FUNDS

TRANSIT

WATER UTILITY

CIVIC CENTER

GOLF COURSE

Enterprise Funds are used for public services which are similar in nature to business enterprises or are required to be accounted for in a similar manner.

**CITY OF LAKE CHARLES
FISCAL YEAR 2020 - 2021 ANNUAL BUDGET**

ENTERPRISE FUNDS SUMMARY

	<u>Transit</u>	<u>Water</u>	<u>Civic Center</u>	<u>Golf Course</u>	<u>Total</u>
Revenues:					
Intergovernmental	\$ 3,406,372	\$ -	\$ 1,158,000	\$ -	\$ 4,564,372
Charges for services	125,000	12,650,500	795,376	1,090,000	14,660,876
Internal services	-	-	-	-	-
Fines and forfeitures	-	10,000	-	-	10,000
Use of money and property	4,000	242,000	1,000	5,800	252,800
Total operating revenues	<u>3,535,372</u>	<u>12,902,500</u>	<u>1,954,376</u>	<u>1,095,800</u>	<u>19,488,048</u>
Operating Expenditures:					
Finance	-	1,426,665	-	-	1,426,665
Public Works	3,722,150	12,116,116	-	-	15,838,266
Community Services	-	-	2,581,901	1,987,500	4,569,401
Total operating expenditures	<u>3,722,150</u>	<u>13,542,781</u>	<u>2,581,901</u>	<u>1,987,500</u>	<u>21,834,332</u>
Capital Expenditures:					
Public Works	-	6,670,000	200,000	-	6,870,000
Community Services	-	-	-	-	-
Total capital expenditures	<u>-</u>	<u>6,670,000</u>	<u>200,000</u>	<u>-</u>	<u>6,870,000</u>
Total expenditures	<u>3,722,150</u>	<u>20,212,781</u>	<u>2,781,901</u>	<u>1,987,500</u>	<u>28,704,332</u>
Other financing sources:					
Operating transfers from other funds	186,778	-	627,525	891,700	1,706,003
Operating transfers sales tax for salaries	-	316,000	-	-	316,000
Capital transfers from other funds	-	-	-	-	-
Total transfers	<u>186,778</u>	<u>316,000</u>	<u>627,525</u>	<u>891,700</u>	<u>2,022,003</u>
Issuance of debt	-	1,000,000	-	-	1,000,000
Net Income (loss)	<u>\$ -</u>	<u>\$ (5,994,281)</u>	<u>\$ (200,000)</u>	<u>\$ -</u>	<u>\$ (6,194,281)</u>

Note: Capital revenues, expenditures and transfer are included in above totals.
All capital expenses are detailed in the Capital Budget.

**CITY OF LAKE CHARLES
FISCAL YEAR 2020 – 2021 ANNUAL BUDGET**

FUND: 401 TRANSIT
DEPARTMENT: 06 PUBLIC WORKS
DIVISION: 09 TRANSIT-OPERATION
 10 TRANSIT-PLANNING

GOAL MISSION STATEMENT:

To provide dependable means of transportation to the general public.

FUNCTION DESCRIPTION:

Transit-Operations: This division includes the administrative and operations segment of Transit. Major capital acquisition costs are budgeted separately for purposes of federal capital grant funds. Depreciation expense is recorded in this fund but excluded for budget presentation and control purposes. Operating expenses other than depreciation are normally eligible for fifty percent federal reimbursement from FTA and are included in this division. This division provides bus transportation for residents within the City of Lake Charles. There are currently five fixed routes operating within the City which run Monday through Friday from 5:45 a.m. through 5:45 p.m. except on City holidays. The Para Transit service offers a special mode of transportation to disabled persons who have met federal eligibility guidelines. The transit system is equipped with vans with wheelchair access and can transport passengers from origin to destination, such as hospital clinics, doctor's offices, medical centers, grocery stores, pharmacies, and more.

Future milestones include extending weekday hours and providing service on weekends.

DEMAND PERFORMANCE INDICATORS:

Description	2018 - 2019 Actual	2019 - 2020 Estimated	2020 - 2021 Estimated
Bus riders	278,471	225,228	281,535
Number of Special Needs Passengers Served	6,038	4,551	5,689

FUNCTION DESCRIPTION:

Transit-Planning: This division functions as the planning and maintenance arm of the Transit operation. Expenses in this division are reimbursed by FTA at 80 percent.

DEMAND PERFORMANCE INDICATORS:

Description	2018 - 2019 Actual	2019 - 2020 Estimated	2020 - 2021 Estimated
Number of Public Buses	5	5	5
Number of Para-Transit Buses	2	2	2
Number of Trolley Buses	1	1	1

AUTHORIZED PERSONNEL:

Total Personnel Count	Actual Fiscal Year 2018-2018	Adopted Budget 2019 - 2020	Adjusted Budget 2019 - 2020	Budget 2020 - 2021
Full-Time	19	19	19	19
Part-Time	1	1	1	1

**CITY OF LAKE CHARLES
FISCAL YEAR 2020 - 2021 ANNUAL BUDGET**

	Actual Fiscal Year 2018 - 2019	Adopted Budget 2019 - 2020	Y-T-D FY 2020 7/31/2020	% Change Adopted '20 from Actual '19	Budget 2020 - 2021	% Change Adopted '20 to '21 Budget
FUND: 401 TRANSIT FUND REVENUES						
FEDERAL TRANSIT-OPERATION	\$ 1,132,967	\$ 1,231,128	\$ 309,463	8.7%	\$ 117,670	-90.4%
FEDERAL TRANSIT-PLAN/MAIN	680,965	714,072	96,019	4.9%	69,108	-90.3%
FEDERAL TRANSIT-CARES FTA	-	-	953,316	N/A	3,109,594	N/A
FEDERAL PROGRAMS	<u>1,813,932</u>	<u>1,945,200</u>	<u>1,358,798</u>	7.2%	<u>3,296,372</u>	69.5%
DEPT OF TRANSPORTATION	<u>131,108</u>	<u>125,000</u>	<u>92,598</u>	-4.7%	<u>110,000</u>	-12.0%
STATE REVENUE	<u>131,108</u>	<u>125,000</u>	<u>92,598</u>	-4.7%	<u>110,000</u>	-12.0%
INTERGOVERNMENTAL	<u>1,945,040</u>	<u>2,070,200</u>	<u>1,451,396</u>	6.4%	<u>3,406,372</u>	64.5%
DEMAND DEPOSIT ACCOUNTS	99	-	-	-100.0%	-	N/A
INTEREST	<u>99</u>	<u>-</u>	<u>-</u>	-100.0%	<u>-</u>	N/A
RENTALS/LEASES	<u>69,201</u>	<u>50,000</u>	<u>22,363</u>	-27.7%	<u>50,000</u>	0.0%
SALE OF OLD EQUIPMENT	8,877	-	-	-100.0%	-	N/A
BUS FARES	74,228	75,000	59,012	1.0%	60,000	-20.0%
TRANSIT ADVERTISING	4,500	7,000	20,214	55.6%	10,000	42.9%
PARA-TRANSIT FARES	4,627	5,000	2,837	8.1%	4,000	-20.0%
WASH RACK FEES	1,805	1,500	330	-16.9%	1,000	-33.3%
TRANSIT	<u>94,037</u>	<u>88,500</u>	<u>82,393</u>	-5.9%	<u>75,000</u>	-15.3%
MISC INSURANCE CLAIMS	5,632	3,000	24,211	-46.7%	4,000	33.3%
INSURANCE REVENUES	<u>5,632</u>	<u>3,000</u>	<u>24,211</u>	-46.7%	<u>4,000</u>	33.3%
NON-EMPLOYER PENSION CONTRIBUTIONS	21,946	-	-	-100.0%	-	N/A
NON-EMPLOYER REVENUES	<u>21,946</u>	<u>-</u>	<u>-</u>	-100.0%	<u>-</u>	N/A
USE OF MONEY & PROPERTY	<u>190,915</u>	<u>141,500</u>	<u>128,967</u>	-25.9%	<u>129,000</u>	-8.8%
IF TRSF GENERAL FUND	1,081,987	1,223,146	600,000	13.0%	186,778	-84.7%
INTERFUND TRSF - GENERAL FUND	<u>1,081,987</u>	<u>1,223,146</u>	<u>600,000</u>	13.0%	<u>186,778</u>	-84.7%
NONREVENUE RECEIPTS	<u>1,081,987</u>	<u>1,223,146</u>	<u>600,000</u>	13.0%	<u>186,778</u>	-84.7%
EXCESS OF REV OVER/UNDER EXP	540,764	-	-	-100.0%	-	N/A
NON-OPERATING REVENUE	<u>540,764</u>	<u>-</u>	<u>-</u>	-100.0%	<u>-</u>	N/A
TRANSIT FUND	<u>\$ 3,758,706</u>	<u>\$ 3,434,846</u>	<u>\$ 2,180,363</u>	-8.6%	<u>\$ 3,722,150</u>	8.4%

**CITY OF LAKE CHARLES
FISCAL YEAR 2020 - 2021 ANNUAL BUDGET**

	Actual Fiscal Year 2018 - 2019	Adopted Budget 2019 - 2020	Y-T-D FY 2020 7/31/2020	% Change Adopted '20 from Actual '19	Budget 2020 - 2021	% Change Adopted '20 to '21 Budget
FUND: 401 TRANSIT						
DEPT: 06 PUBLIC WORKS						
DIV: 09 TRANSIT-OPERATION						
Salaries/ Wages/ OT	\$ 757,599	\$ 797,400	\$ 662,367	5.3%	\$ 808,800	1.4%
Fringe Benefits	392,145	314,000	234,011	-19.9%	344,300	9.6%
General Operating Services	5,258	6,700	3,552	27.4%	6,700	0.0%
Insurance - Property, AL, GL, WC	713,680	840,956	629,309	17.8%	841,456	0.1%
Maintenance & Rentals	50,031	44,950	40,737	-10.2%	44,200	-1.7%
Utilities	39,142	45,800	36,036	17.0%	46,100	0.7%
Contractual Services & Projects	7,235	10,000	2,331	38.2%	10,000	0.0%
General Supplies	11,046	17,950	12,665	62.5%	24,200	34.8%
Gasoline	161,162	162,000	100,352	0.5%	169,000	4.3%
Materials & Equipment	21,759	22,500	16,283	3.4%	28,500	26.7%
Special Current Charges	304,617	280,000	212,529	-8.1%	304,075	8.6%
TRANSIT OPERATIONS	<u>2,463,674</u>	<u>2,542,256</u>	<u>1,950,172</u>	3.2%	<u>2,627,331</u>	3.3%
DIV: 10 TRANST-PLANNING/MAINTENANCE						
Salaries/ Wages/ OT	38,112	39,800	31,367	4.4%	40,500	1.8%
Fringe Benefits	16,445	16,900	13,728	2.8%	20,250	19.8%
Insurance - Property, AL, GL, WC	-	490	369	N/A	490	0.0%
Maintenance & Rentals	208,191	225,000	131,534	8.1%	210,000	-6.7%
Contractual Services & Projects	-	2,000	-	N/A	52,000	2500.0%
General Supplies	6,369	8,000	-	25.6%	8,000	0.0%
Automotive Supplies	125,179	110,000	98,799	-12.1%	120,000	9.1%
Materials & Equipment	-	300	-	N/A	-	-100.0%
Special Current Charges	456,911	490,100	352,500	7.3%	643,579	31.3%
TRANSIT PLANNING/MAINTENANCE	<u>851,207</u>	<u>892,590</u>	<u>628,297</u>	4.9%	<u>1,094,819</u>	22.7%
TRANSIT OPERATIONS & PLAN & MAINT	<u>3,314,881</u>	<u>3,434,846</u>	<u>2,578,469</u>	3.6%	<u>3,722,150</u>	8.4%
Capitalization of Fixed Assets	(158,877)	-	-	100.0%	-	N/A
Depreciation Expense	602,702	-	-	-100.0%	-	N/A
TRANSIT OPERATING FUND	<u>\$ 3,758,706</u>	<u>\$ 3,434,846</u>	<u>\$ 2,578,469</u>	-8.6%	<u>\$ 3,722,150</u>	8.4%

**CITY OF LAKE CHARLES
FISCAL YEAR 2020 – 2021 ANNUAL BUDGET**

FUND: 411 TRANSIT CAPITAL
DEPARTMENT: 15 CAPITAL GENERAL GOVERNMENT
DIVISION: 05 TRANSIT CAPITAL GRANTS

GOAL MISSION STATEMENT:

FUNCTION DESCRIPTION:

This fund is used for budget control purposes to account for Transit capital contributions from the Federal Transit Authority (FTA) and City sources. The construction of a bus storage facility was authorized in the previous fiscal year and was completed in May 2020. We currently have one bus on order and will be making additional purchases with previously authorized funds.

AUTHORIZED PERSONNEL:

There are no personnel that are charged to this division.

**CITY OF LAKE CHARLES
FISCAL YEAR 2020 - 2021 ANNUAL BUDGET**

	Actual Fiscal Year 2018 - 2019	Adopted Budget 2019 - 2020	Y-T-D FY 2020 7/31/2020	% Change Adopted '20 from Actual '19	Budget 2020 - 2021	% Change Adopted '20 to '21 Budget
FUND: 411 TRANSIT - CAPITAL REVENUES						
FEDERAL TRANSIT-CAPITAL	\$ 154,704	\$ 283,280	\$ 1,064,338	83.1%	\$ -	-100.0%
FEDERAL TRANSIT-CARES ACT	-	-	-	N/A	-	N/A
FEDERAL PROGRAMS	154,704	283,280	1,064,338	83.1%	-	-100.0%
INTERGOVERNMENTAL	154,704	283,280	1,064,338	83.1%	-	-100.0%
INTEREST ON INVESTMENTS	965	-	429	-100.0%	-	N/A
DEMAND DEPOSIT ACCOUNTS	8,482	-	1,787	-100.0%	-	N/A
INTEREST	9,447	-	2,216	-100.0%	-	N/A
USE OF MONEY & PROPERTY	9,447	-	2,216	-100.0%	-	N/A
IF TRSF GENERAL FUND	8,500	-	-	-100.0%	-	N/A
NONREVENUE RECEIPTS	8,500	-	-	-100.0%	-	N/A
EXCESS OF REV OVER/UNDER EXP	13,371	49,942	-	273.5%	-	-100.0%
NON-OPERATING REVENUE	13,371	49,942	-	273.5%	-	-100.0%
TRANSIT - CAPITAL	\$ 186,022	\$ 333,222	\$ 1,066,554	79.1%	\$ -	-100.0%
FUND: 411 TRANSIT - CAPITAL EXPENDITURES						
DEPT: 15 CAPITAL-GENERAL GOVERNMENT						
DIV: 05 TRANSIT CAPITAL GRANTS						
Contractual Services & Projects	\$ 15,604	\$ -	\$ 336,471	-100.0%	\$ -	N/A
Materials & Equipment	76,894	-	22,928	-100.0%	-	N/A
Major Acquisitions & Improvements	73,551	333,222	904,878	353.0%	-	-100.0%
Special Current Charges	19,973	-	8,119	-100.0%	-	N/A
TRANSIT CAPITAL	\$ 186,022	\$ 333,222	\$ 1,272,396	79.1%	\$ -	-100.0%

**CITY OF LAKE CHARLES
FISCAL YEAR 2020 – 2021 ANNUAL BUDGET**

**FUND: 405 WATER FUND
DEPARTMENT: 02 FINANCE
DIVISION: 04 WATER BUSINESS OFFICE**

GOAL MISSION STATEMENT:

To provide customers with a clean, safe, and dependable supply of drinking water at a reasonable rate; to provide services relative to meter reading, billing, and payment options in the most efficient manner possible utilizing technology to the extent available and affordable; and to provide the highest quality customer service when interacting with the public.

FUNCTION DESCRIPTION:

The Water Business Office is responsible for the reading of the water meters, monthly billing of the water and sewer customers, and the collection of those fees. The Water Utility Fund accounts for the operation and improvement of the public water system. All expenses and outlays are funded entirely by water system revenues or specifically authorized capital contributions for specified improvements. The Water Utility Fund includes the Water Business Office, Water Production and Distribution, and capital expenditures.

The Water Business Office provides citizens with online account access and several bill payment options. Customers can pay their water bills via online, telephone, and automatic bank draft. Additionally, both City Hall and the Transit Center on Clarence Street have walk-up kiosks located inside of each building.

DEMAND PERFORMANCE INDICATORS:

Description	2018 – 2019 Actual	2019 - 2020 Estimated	2020 - 2021 Estimated
Water customers	32,014	32,075	32,125

AUTHORIZED PERSONNEL:

Total Personnel Count	Actual Fiscal Year 2018 - 2019	Adopted Budget 2019 - 2020	Adjusted Budget 2019 - 2020	Budget 2020 - 2021
Full-Time	12	12	12	12

**CITY OF LAKE CHARLES
FISCAL YEAR 2020 – 2021 ANNUAL BUDGET**

FUND: 405 WATER FUND
DEPARTMENT: 06 PUBLIC WORKS
DIVISION: 11 WATER PRODUCTION AND DISTRIBUTION

GOAL MISSION STATEMENT:

To provide our customers with a clean, safe, and dependable supply of drinking water at a reasonable rate; to provide the highest standard of customer service when dealing with the public; to ensure compliance with all governmental standards; to provide a safe and rewarding work environment for all City of Lake Charles employees.

FUNCTION DESCRIPTION:

The Water Production and Distribution areas are responsible for operation and maintenance of the six water treatment plants, distribution of all water to our citizens, and repair of water mains, hydrants, and services. There are approximately 480 miles of water mains, 3,200 fire hydrants, and 16 wells currently in use. Water is provided to approximately 30,000 households and businesses.

The Water Services and East McNeese Water Lab areas perform meter reading, repairs to water services, and monitor the water quality on a daily basis.

DEMAND PERFORMANCE INDICATORS:

Description	2018 – 2019 Actual	2019 - 2020 Estimated	2020 - 2021 Estimated
Work Orders/Service Orders completed	31,625	34,572	35,000
Water mains (miles)	485	525	525
Fire hydrants	3,250	3,300	3,350
Maximum Daily Capacity (million gallons per day)	22	22	22

AUTHORIZED PERSONNEL:

Total Personnel Count	Actual Fiscal Year 2018 - 2019	Adopted Budget 2019 - 2020	Adjusted Budget 2019 - 2020	Budget 2020 - 2021
Full-Time	55	55	55	55
Full-Time Engineering	2	2	2	2
Part-Time	7	7	7	7

**CITY OF LAKE CHARLES
FISCAL YEAR 2020 - 2021 ANNUAL BUDGET**

	Actual Fiscal Year 2018 - 2019	Adopted Budget 2019 - 2020	Y-T-D FY 2020 7/31/2020	% Change Adopted '20 from Actual '19	Budget 2020 - 2021	% Change Adopted '20 to '21 Budget
FUND: 405 WATER UTILITY FUND REVENUES						
VENDOR'S COMPENSATION	\$ 745	\$ 900	\$ 460	20.8%	\$ 800	-11.1%
WATER SERVICE	10,943,941	11,000,000	9,039,385	0.5%	11,000,000	0.0%
TAPPING FEES	278,468	280,000	231,750	0.6%	270,000	-3.6%
RECONNECT FEES	22,905	25,000	10,260	9.1%	22,000	-12.0%
SERVICE CHARGES	108,127	109,000	67,957	0.8%	100,000	-8.3%
WATER MAIN EXTENSIONS	14,000	14,000	1,720	0.0%	7,000	-50.0%
MISCELLANEOUS	28,865	28,000	20,366	-3.0%	28,000	0.0%
SAFE DRINKING WATER ADMIN FEE	378,723	355,000	315,621	-6.3%	375,000	5.6%
LATE FEES	203,850	200,000	175,235	-1.9%	200,000	0.0%
CAPITAL IMPROVEMENT FEES	455,261	100,000	898,629	-78.0%	200,000	100.0%
CHARGES FOR SERVICES	12,434,140	12,111,000	10,760,923	-2.6%	12,202,000	0.8%
WATER VIOLATIONS-BACKFLOW	-	-	50,200		10,000	
MISC FINES & FORFEITURES	-	-	50,200	-	10,000	
SERVICES PROVIDED BILLING SERVICES	425,000	470,000	-	10.6%	447,700	-4.7%
INTEREST ON INVESTMENTS	342,749	200,000	106,711	-41.6%	50,000	-75.0%
DEMAND DEPOSIT ACCOUNTS	159,808	90,000	155,064	-43.7%	72,000	-20.0%
UNREALIZED GAIN/LOSS INVEST	102,662	-	-	-100.0%	-	N/A
INTEREST	605,219	290,000	261,775	-52.1%	122,000	-57.9%
PENALTY-WATER UTILITY	133,008	140,000	62,733	5.3%	100,000	-28.6%
GENERAL MISCELLANEOUS REVENUE	12,978	9,000	11,455	-30.7%	10,000	11.1%
MISC INSURANCE CLAIMS	16,493	-	-	-100.0%	-	N/A
SALE OF OLD EQUIPMENT	38,224	20,000	1,039	-47.7%	10,000	-50.0%
MISCELLANEOUS REVENUE	200,703	169,000	75,227	-15.8%	120,000	-29.0%
NON-EMPLOYER PENSION CONTRIBUTIONS	78,335	-	-	-100.0%	-	N/A
NON-EMPLOYER REVENUES	78,335	-	-	-100.0%	-	N/A
USE OF MONEY & PROPERTY	884,257	459,000	337,002	-48.1%	242,000	-47.3%
IF TRSF GENERAL FUND	325,000	320,000	-	-1.5%	316,000	-1.3%
IF TRSF GENERAL FUND - CAPITAL	350,000	-	-	-100.0%	-	N/A
TRANSFERS FROM OTHER FUNDS	675,000	320,000	-	-52.6%	316,000	-1.3%
ISSUANCE OF DEBT - DHH LOAN	-	2,000,000	-	N/A	1,000,000	-50.0%
NONREVENUE RECEIPTS	675,000	2,320,000	-	243.7%	1,316,000	-43.3%
EXCESS OF REV OVER/UNDER EXP	(2,263,746)	6,512,310	-	387.7%	5,994,281	-8.0%
** NON-OPERATING REVENUE	(2,263,746)	6,512,310	-	387.7%	5,994,281	-8.0%
FUND 405 WATER UTILITY FUND	\$ 12,155,396	\$ 21,873,210	\$ 11,148,585	79.9%	\$ 20,212,781	-7.6%

CITY OF LAKE CHARLES
FISCAL YEAR 2020 - 2021 ANNUAL BUDGET

	Actual Fiscal Year 2018 - 2019	Adopted Budget 2019 - 2020	Y-T-D FY 2020 7/31/2020	% Change Adopted '20 from Actual '19	Budget 2020 - 2021	% Change Adopted '20 to '21 Budget
FUND: 405 WATER FUND						
DEPT: 02 FINANCE						
DIV: 04 WATER BUSINESS OFFICE						
Salaries/ Wages/ OT	\$ 447,019	\$ 517,400	\$ 374,088	15.7%	\$ 519,700	0.4%
Fringe Benefits	165,196	204,200	138,966	23.6%	220,100	7.8%
General Operating Services	226,314	255,550	173,238	12.9%	245,550	-3.9%
Insurance - Property, AL, GL, WC	63,154	3,105	3,513	-95.1%	5,105	64.4%
Maintenance & Rentals	7,134	11,200	3,736	57.0%	10,500	-6.3%
Utilities	2,332	3,000	2,028	28.6%	3,000	0.0%
Contractual Services & Projects	146,352	163,500	113,111	11.7%	163,500	0.0%
General Supplies	4,849	8,750	4,469	80.4%	8,750	0.0%
Materials & Equipment	7,153	15,500	6,156	116.7%	18,200	17.4%
Special Current Charges	177,871	251,815	68,705	41.6%	232,260	-7.8%
WATER BUSINESS OFFICE	<u>1,247,374</u>	<u>1,434,020</u>	<u>888,010</u>	15.0%	<u>1,426,665</u>	-0.5%
FUND: 405 WATER FUND						
DEPT: 06 PUBLIC WORKS						
DIV: 11 WATER PRODUCTION&DIST						
Salaries/ Wages/ OT	2,185,332	2,314,500	1,775,800	5.9%	\$ 2,353,200	1.7%
Fringe Benefits	1,257,599	1,148,500	684,568	-8.7%	1,339,200	16.6%
General Operating Services	17,633	27,050	17,571	53.4%	29,050	7.4%
Insurance - Property, AL, GL, WC	877,889	610,005	450,003	-30.5%	604,005	-1.0%
Maintenance & Rentals	609,723	1,005,500	281,162	64.9%	991,100	-1.4%
Utilities	873,727	956,000	687,725	9.4%	1,030,300	7.8%
Contractual Services & Projects	831,490	1,016,200	611,667	22.2%	1,005,500	-1.1%
General Supplies	1,079,474	1,206,500	819,843	11.8%	1,182,050	-2.0%
Automotive Supplies & Gasoline	133,727	151,300	85,101	13.1%	142,900	-5.6%
Materials & Equipment	233,473	860,000	202,196	268.4%	815,000	-5.2%
Major Acquisitions & Improvements	-	1,459,000	474,008	N/A	1,372,600	-5.9%
Special Current Charges	877,013	1,070,000	579,033	22.0%	1,029,476	-3.8%
WATER PRODUCTION&DISTRIBUTION	<u>8,977,080</u>	<u>11,824,555</u>	<u>6,668,677</u>	31.7%	<u>11,894,381</u>	0.6%
DEPT: 06 PUBLIC WORKS						
DIV: 15 ENGINEERING						
Salaries/ Wages/ OT	91,941	156,300	78,543	70.0%	158,200	1.2%
Fringe Benefits	26,305	56,100	22,965	113.3%	61,400	9.4%
General Operating Services	365	800	-	119.2%	800	0.0%
Insurance - Property, AL, GL, WC	-	935	702	N/A	935	0.0%
Utilities	192	500	286	160.4%	400	-20.0%
ENGINEERING	<u>118,803</u>	<u>214,635</u>	<u>102,496</u>	80.7%	<u>221,735</u>	3.3%
WATER OPERATIONS	<u>10,343,257</u>	<u>13,473,210</u>	<u>7,659,183</u>	30.3%	<u>13,542,781</u>	0.5%
CAPITAL EXPENDITURES						
Capital Project Expenses	4,005,355	8,400,000	2,544,186	109.7%	6,670,000	-20.6%
Capitalization of Fixed Assets	(4,005,355)	-	-	100.0%	-	N/A
Depreciation Expense	1,812,139	-	-	-100.0%	-	N/A
TOTAL WATER FUND	<u>\$ 12,155,396</u>	<u>\$ 21,873,210</u>	<u>\$ 10,203,369</u>	79.9%	<u>\$ 20,212,781</u>	-7.6%

**CITY OF LAKE CHARLES
FISCAL YEAR 2020 – 2021 ANNUAL BUDGET**

FUND: 402 CIVIC CENTER
DEPARTMENT: 09 COMMUNITY SERVICES
DIVISION: 02 CIVIC CENTER

GOAL MISSION STATEMENT:

To increase revenue; to increase the number of quality acts; to provide a clean, pleasant, safe, well maintained, and accessible atmosphere for all visitors; ensure each and every event is successful by working to accomplish the needs of all our customers in a friendly yet professional manner.

The mission of the Lake Charles Civic Center is to expand the cultural environment of Southwest Louisiana by providing a multi-purpose entertainment, meeting, and convention complex.

FUNCTION DESCRIPTION:

This division accounts for the operational costs of the Civic Center. Capital acquisitions and improvements are funded by capital contributions from other sources. Depreciation expense and accounting entries necessary for capitalization of fixed assets are recorded in the Civic Center Fund.

DEMAND PERFORMANCE INDICATORS:

Description	2018 – 2019 Actual	2019 - 2020 Estimated	2020-2021 Estimated
Rentals	474,534	183,051	417,000
Events	338	162	270
Event Days	574	255	430

AUTHORIZED PERSONNEL:

Total Personnel Count	Actual Fiscal Year 2018 - 2019	Adopted Budget 2019 - 2020	Adjusted Budget 2019 - 2020	Budget 2020 - 2021
Full-Time	21	21	21	21
Part-Time	8	8	8	8

CITY OF LAKE CHARLES
FISCAL YEAR 2020 - 2021 ANNUAL BUDGET

	Actual Fiscal Year 2018 - 2019	Adopted Budget 2019 - 2020	Y-T-D FY 2020 7/31/2020	% Change Adopted '20 from Actual '19	Budget 2020 - 2021	% Change Adopted '20 to '21 Budget
FUND: 402 CIVIC CENTER FUND REVENUES						
VENDOR'S COMPENSATION	\$ 756	\$ 700	\$ 302	-7.4%	\$ -	-100.0%
VENDOR'S COMPENSATION	756	700	302	-7.4%	-	-100.0%
GEN APPR-SALES TAX DED TO LCCC-STATE	1,158,003	1,150,000	1,158,003	-0.7%	1,158,000	0.7%
INTERGOVERNMENTAL	1,158,003	1,150,000	1,158,003	-0.7%	1,158,000	0.7%
CIVIC CENTER OPERATING REVENUES:						
SALE OF OLD EQUIPMENT	578	-	166	-100.0%	-	N/A
RENTAL INCOME	474,533	500,000	183,051	5.4%	-	-100.0%
FOOD CONCESSIONS	64,689	75,000	31,418	15.9%	-	-100.0%
EQUIPMENT RENTALS	50,278	60,000	34,619	19.3%	-	-100.0%
FOOD CATERER	28,347	30,000	12,830	5.8%	-	-100.0%
SOUVENIRS - NON FOOD ITEM	7,285	9,000	464	23.5%	-	-100.0%
COMMISSIONS	2,685	2,500	1,106	-6.9%	-	-100.0%
SIGN RENTAL	1,400	2,000	200	42.9%	-	-100.0%
TICKET SALES COMMISSIONS	10,695	11,000	5,260	2.9%	-	-100.0%
BEER CONCESSIONS	72,638	75,000	36,657	3.3%	-	-100.0%
LIQUOR CONCESSIONS	95,817	110,000	60,432	14.8%	-	-100.0%
SOFT DRINK CONCESSIONS	72,480	85,000	40,530	17.3%	-	-100.0%
CORKAGE FEE	61,387	65,000	52,835	5.9%	-	-100.0%
FREE-POUR LABOR	7,525	7,500	3,225	-0.3%	-	-100.0%
MISCELLANEOUS	5,653	5,500	2,352	-2.7%	-	-100.0%
FACILITY FEE-TICKET SALES	37,550	43,000	9,908	14.5%	-	-100.0%
CIVIC CENTER	993,540	1,080,500	475,053	8.8%	-	-100.0%
ASM OPERATING REVENUES:						
DIRECT EVENT INCOME-RENTALS	-	-	-	N/A	422,999	N/A
DIRECT EVENT INCOME-SERVICE	-	-	-	N/A	57,439	N/A
FOOD & BEVERAGE CONCESSIONS	-	-	-	N/A	205,438	N/A
TICKET REBATES & FACILITY FEES	-	-	-	N/A	74,500	N/A
OTHER OPERATING INCOME	-	-	-	N/A	35,000	N/A
TOTAL ASM REVENUES	-	-	-		795,376	N/A
NON-EMPLOYER PENSION CONTRIBUTIONS	27,293	-	-	-100.0%	-	N/A
NON-EMPLOYER REVENUES	27,293	-	-	-100.0%	-	N/A
INTEREST ON INVESTMENTS	15,425	4,000	4,156	N/A	-	-100.0%
DEMAND DEPOSIT ACCOUNTS	18,291	9,000	10,938	-50.8%	1,000	-88.9%
INTEREST	33,716	13,000	15,094	-61.4%	1,000	-92.3%
USE OF MONEY & PROPERTY	1,054,549	1,093,500	490,147	3.7%	1,000	-99.9%
IF TRSF GENERAL FUND	372,669	557,700	-	49.7%	627,525	12.5%
IF TRSF CIVIC CENTER CAPITAL FUND	-	167,000	-	N/A	-	-100.0%
NONREVENUE RECEIPTS	372,669	724,700	-	94.5%	627,525	-13.4%
EXCESS OF REV OVER/UNDER EXP	1,158,572	-	-	-100.0%	-	N/A
NON-OPERATING REVENUE	1,158,572	-	-	-100.0%	-	N/A
CIVIC CENTER FUND	\$ 3,744,549	\$ 2,968,900	\$ 1,648,452	-20.7%	\$ 2,581,901	-13.0%

**CITY OF LAKE CHARLES
FISCAL YEAR 2020 - 2021 ANNUAL BUDGET**

	Actual Fiscal Year 2018 - 2019	Adopted Budget 2019 - 2020	Y-T-D FY 2020 7/31/2020	% Change Adopted '20 from Actual '19	Budget 2020 - 2021	% Change Adopted '20 to '21 Budget
FUND: 402 CIVIC CENTER						
DEPT: 09 COMMUNITY SERVICES						
DIV: 02 CIVIC CENTER						
Salaries/ Wages/ OT	\$ 936,134	\$ 1,022,000	\$ 657,127	9.2%	\$ 682,000	-33.3%
Fringe Benefits	447,910	380,000	233,704	-15.2%	283,700	-25.3%
General Operating Services	5,519	7,800	3,975	41.3%	-	-100.0%
Insurance - Property, AL, GL, WC	132,270	125,100	94,030	-5.4%	125,100	0.0%
Maintenance & Rentals	296,826	257,900	137,327	-13.1%	-	-100.0%
Utilities	486,203	513,500	208,882	5.6%	418,000	-18.6%
Contractual Services & Projects	80,017	106,000	89,127	32.5%	-	-100.0%
General Supplies	82,865	125,000	43,274	50.8%	-	-100.0%
Automotive Supplies & Gasoline	2,246	2,750	1,203	22.4%	-	-100.0%
Materials & Equipment	125,257	172,850	58,270	38.0%	-	-100.0%
Major Acquisitions & Improvements	-	167,000	80,000	N/A	-	-100.0%
Special Current Charges	75,392	89,000	111,327	18.0%	190,000	113.5%
Civic Center Operations Paid by City	<u>2,670,639</u>	<u>2,968,900</u>	<u>1,718,246</u>	11.2%	<u>1,698,800</u>	-42.8%
Civic Center Operations Paid by ASM						
Wages & benefits	-	-	-	N/A	452,372	N/A
Contracted service	-	-	-	N/A	11,000	N/A
General Admin	-	-	-	N/A	77,349	N/A
Operations	-	-	-	N/A	324,880	N/A
Utilities	-	-	-	N/A	17,500	N/A
CIVIC CENTER OPERATIONS PD BY ASM	<u>-</u>	<u>-</u>	<u>-</u>	N/A	<u>883,101</u>	N/A
Capitalization of Fixed Assets	(184,269)	-	-	100.0%	-	N/A
Depreciation Expense	<u>1,258,179</u>	<u>-</u>	<u>-</u>	-100.0%	<u>-</u>	N/A
CIVIC CENTER FUND	<u><u>\$ 3,744,549</u></u>	<u><u>\$ 2,968,900</u></u>	<u><u>\$ 1,718,246</u></u>	-20.7%	<u><u>\$ 2,581,901</u></u>	-13.0%

**CITY OF LAKE CHARLES
FISCAL YEAR 2020 – 2021 ANNUAL BUDGET**

**FUND: 410 CIVIC CENTER CAPITAL
DEPARTMENT: 15 CAPITAL-GENERAL GOVERNMENT
DIVISION:**

GOAL MISSION STATEMENT:

FUNCTION DESCRIPTION:

Civic Center Capital is utilized for budget control purposes to account for Civic Center capital contributions and the related improvements. One of the most recent FY20 projects completed was Amphitheatre electrical upgrades for which the city received a PEG (Project Enhancement Grant) from the Lake Charles/Southwest Louisiana Convention and Visitors Bureau. Rosa Hart Theatre rigging repairs are in progress.

Resolution 1-19 was adopted by the Lake Charles City Council on January 2, 2019 and allows the City to issue bonds not to exceed \$6,000,000 for the purpose of financing City of Lake Charles public improvement projects. Plans are being developed to extend the Lakefront Boardwalk from Veteran's Park toward the beach to enhance walkability and enjoyment of the lake for citizens and visitors.

AUTHORIZED PERSONNEL:

There are no personnel that are charged to this division.

**CITY OF LAKE CHARLES
FISCAL YEAR 2020 - 2021 ANNUAL BUDGET**

	Actual Fiscal Year 2018 - 2019	Adopted Budget 2019 - 2020	Y-T-D FY 2020 7/31/2020	% Change Adopted '20 from Actual '19	Budget 2020 - 2021	% Change Adopted '20 to '21 Budget
FUND: 410 CIVIC CENTER CAPITAL FUND REVENUES						
MISCELLANEOUS REIMBURSEMENT	\$ 25,000	\$ -	\$ -	-100.0%	\$ -	N/A
LOCAL INTERGOVERNMENTAL REVENUE	25,000	-	-	-100.0%	-	N/A
INTEREST ON INVESTMENTS	62,784	25,000	26,375	-60.2%	-	-100.0%
DEMAND DEPOSIT ACCOUNTS	3,502	-	5,254	-100.0%	-	N/A
UNREALIZED GAIN/LOSS INVEST	17,012	-	-	-100.0%	-	N/A
INTEREST	83,298	25,000	31,629	-70.0%	-	-100.0%
USE OF MONEY & PROPERTY	83,298	25,000	31,629	-70.0%	-	-100.0%
RIVERBOAT GAMING FUND	200,000	-	-	-100.0%	-	N/A
INTERFUND TRSF - SPECIAL REVENUE	200,000	-	-	-100.0%	-	N/A
ISSUANCE OF DEBT	-	5,000,000	-	N/A	-	-100.0%
NONREVENUE RECEIPTS	200,000	5,000,000	-	2400.0%	-	-100.0%
EXCESS OF REV OVER/UNDER EXP	(124,028)	142,000	-	214.5%	200,000	40.8%
NON-OPERATING REVENUE	(124,028)	142,000	-	214.5%	200,000	40.8%
CIVIC CENTER CAPITAL PROJECTS	\$ 184,270	\$ 5,167,000	\$ 31,629	2704.0%	\$ 200,000	-96.1%

**CITY OF LAKE CHARLES
FISCAL YEAR 2020 - 2021 ANNUAL BUDGET**

	Actual Fiscal Year 2018 - 2019	Adopted Budget 2019 - 2020	Y-T-D FY 2020 7/31/2020	% Change Adopted '20 from Actual '19	Budget 2020 - 2021	% Change Adopted '20 to '21 Budget
FUND: 410 CIVIC CENTER CAPITAL						
DEPT: 15 CAPITAL-GENERAL GOVERNMENT						
Contractual Services & Projects	\$ 148	\$ 5,000,000	\$ 297,285	3378278%	\$ 200,000	-96.0%
Major Acquisitions & Improvements	130,207	-	-	-100.0%	-	N/A
Special Current Charges	53,915	-	17,896	-100.0%	-	N/A
Capital expenses	<u>184,270</u>	<u>5,000,000</u>	<u>315,181</u>	2613.4%	<u>200,000</u>	-96.0%
Interfund transfers - Civic Center operations	-	167,000		N/A	-	-100.0%
CIVIC CENTER CAPITAL	<u>\$ 184,270</u>	<u>\$ 5,167,000</u>	<u>\$ 315,181</u>	2704.0%	<u>\$ 200,000</u>	-96.1%

**CITY OF LAKE CHARLES
FISCAL YEAR 2020 – 2021 ANNUAL BUDGET**

FUND: 403 MALLARD COVE
DEPARTMENT: 09 COMMUNITY SERVICES
DIVISION: 03 GOLF COURSE

GOAL MISSION STATEMENT:

To provide the citizens of the Lake Area and visitors the best possible facility and services needed to enjoy the game of golf at the most reasonable cost to the players

FUNCTION DESCRIPTION:

Mallard Cove Golf Course serves its citizens and visitors with a value-oriented recreation experience for those who enjoy the game of golf. The fees are designed for public access and affordability. To satisfy the demands of typical golfers, major emphasis is put on the condition of the golf course. A commitment has been made to provide this recreation option to citizens and guests for a long time in the future. Mallard Cove Golf Course consistently provides a golf experience that exceeds the expectations for the cost. The budget includes the operation and maintenance of Mallard Cove which is a municipally-owned golf course. Capital acquisitions and major improvements that are funded from facility revenues as well as from other sources are also listed as capital expenditures and are identified in the Capital Budget.

DEMAND PERFORMANCE INDICATORS:

Description	2018 – 2019 Actual	2019 - 2020 Estimated	2020 - 2021 Estimated
Rounds of golf	27,508	21,000	30,000
Full Service Dining	\$138,000	\$100,000	\$145,000
Fully Stocked Pro Shop	\$49,000	\$32,000	\$45,000

AUTHORIZED PERSONNEL:

Total Personnel Count	Actual Fiscal Year 2018 - 2019	Adopted Budget 2019 - 2020	Adjusted Budget 2019 - 2020	Budget 2020 - 2021
Full-Time	10	10	10	10
Part-Time	6	6	6	6

**CITY OF LAKE CHARLES
FISCAL YEAR 2020 - 2021 ANNUAL BUDGET**

	Actual Fiscal Year 2018 - 2019	Adopted Budget 2019 - 2020	Y-T-D FY 2020 7/31/2020	% Change Adopted '20 from Actual '19	Budget 2020 - 2021	% Change Adopted '20 to '21 Budget
FUND: 403 GOLF COURSE REVENUES						
VENDOR'S COMPENSATION	\$ 720	\$ 800	\$ 404	11.1%	\$ 800	0.0%
DEMAND DEPOSIT ACCOUNTS	7,005	5,000	17,131	-28.6%	5,000	0.0%
INTEREST EARNINGS	7,005	5,000	17,131	-28.6%	5,000	0.0%
SALE OF OLD EQUIPMENT	5,940	1,500	-	-74.7%	-	-100.0%
GREEN FEES	242,321	260,000	162,307	7.3%	325,000	25.0%
TOBACCO SALES	4,977	4,000	3,439	-19.6%	5,000	25.0%
VENDING CONCESSIONS	2,190	2,000	458	-8.7%	2,000	0.0%
CART RENTALS	251,585	280,000	167,409	11.3%	325,000	16.1%
FOOD - BEVERAGES	56,523	70,000	29,624	23.8%	70,000	0.0%
BEER	63,813	68,000	46,902	6.6%	75,000	10.3%
ANNUAL MEMBERSHIP FEE	71,097	80,000	49,214	12.5%	80,000	0.0%
DRIVING RANGE	23,675	28,000	17,794	18.3%	35,000	25.0%
GOLF ACCESSORIES	68,876	85,000	38,554	23.4%	125,000	47.1%
PULL CART RENTALS	109	250	581	129.4%	300	20.0%
TOURNAMENT FEES	6,435	-	-	-100.0%	-	N/A
CITY CHAMPIONSHIP TOURNAMENT	21,330	20,000	-	-6.2%	25,000	25.0%
LOCKER RENTAL & CLUB STORAGE	275	400	229	45.5%	500	25.0%
GOLF CLUB RENTAL	1,377	1,500	452	8.9%	2,000	33.3%
MISCELLANEOUS	223	200	300	-10.3%	200	0.0%
CONCESSION CART REVENUE	11,280	15,000	3,286	33.0%	20,000	33.3%
* GOLF COURSE	826,086	914,350	520,549	10.7%	1,090,000	19.2%
GOLF COURSE REVENUES	839,031	920,850	537,680	9.8%	1,095,000	18.9%
NON-EMPLOYER PENSION CONTRIBUTIONS	12,621	-	-	-100.0%	-	N/A
NON-EMPLOYER REVENUES	12,621	-	-	-100.0%	-	N/A
IF TRSF GENERAL FUND - OPERATIONS	639,569	704,700	-	10.2%	891,700	26.5%
IF TRSF GENERAL FUND - CAPITAL	1,000,000	500,000	-	-50.0%	-	-100.0%
IF TRSF RIVERBOAT FUND - CAPITAL	300,000	900,000	-	200.0%	-	-100.0%
IF TRSF WASTEWATER FUND - CAPITAL	400,000	400,000	-	0.0%	-	-100.0%
IF TRSF CAPITAL PROJECT FUND	-	1,000,000	-	N/A	-	-100.0%
TOTAL TRANSFERS	2,339,569	3,504,700	-	49.8%	891,700	-74.6%
NONREVENUE RECEIPTS	2,339,569	3,504,700	-	49.8%	891,700	-74.6%
EXCESS OF REV OVER/UNDER EXP	(1,369,572)	-	-	100.0%	-	N/A
NON-OPERATING REVENUE	(1,369,572)	-	-	100.0%	-	N/A
GOLF COURSE FUND	\$ 1,822,369	\$ 4,426,350	\$ 538,084	142.9%	\$ 1,987,500	-55.1%

**CITY OF LAKE CHARLES
FISCAL YEAR 2020 - 2021 ANNUAL BUDGET**

	Actual Fiscal Year 2018 - 2019	Adopted Budget 2019 - 2020	Y-T-D FY 2020 7/31/2020	% Change Adopted '20 from Actual '19	Budget 2020 - 2021	% Change Adopted '20 to '21 Budget
FUND: 403 MALLARD COVE						
DEPT: 09 COMMUNITY SERVICES						
DIV: 03 GOLF COURSE						
Salaries/ Wages/ OT	\$ 568,750	\$ 594,600	\$ 460,665	4.5%	\$ 602,800	1.4%
Fringe Benefits	261,520	205,800	135,323	-21.3%	223,500	8.6%
General Operating Services	2,301	7,200	1,274	212.9%	3,400	-52.8%
Insurance - Property, AL, GL, WC	41,513	38,250	28,370	-7.9%	38,250	0.0%
Maintenance & Rentals	176,278	179,500	157,592	1.8%	258,200	43.8%
Utilities	49,129	48,500	49,270	-1.3%	70,000	44.3%
Contractual Services & Projects	36,006	45,800	26,433	27.2%	48,050	4.9%
General Supplies	164,584	200,400	123,689	21.8%	210,900	5.2%
Automotive Supplies & Gasoline	20,781	24,200	13,956	16.5%	25,000	3.3%
Materials & Equipment	143,199	151,800	68,069	6.0%	169,800	11.9%
Major Acquisitions & Improvements	-	61,500	37,750	N/A	221,100	259.5%
Special Current Charges	60,006	68,800	92,497	14.7%	116,500	69.3%
Total operating expenses	<u>1,524,067</u>	<u>1,626,350</u>	<u>1,194,888</u>	6.7%	<u>1,987,500</u>	22.2%
Capital Expenses	86,426	2,800,000	1,215,396	3139.8%	-	-100.0%
Capitalization of Fixed Assets	(26,340)	-	-	100.0%	-	N/A
Depreciation Expense	238,216	-	-	-100.0%	-	N/A
MALLARD COVE	<u><u>\$ 1,822,369</u></u>	<u><u>\$ 4,426,350</u></u>	<u><u>\$ 2,410,284</u></u>	142.9%	<u><u>\$ 1,987,500</u></u>	-55.1%

INTERNAL SERVICE FUNDS

RISK MANAGEMENT

EMPLOYEE GROUP INSURANCE

Internal Service Funds provide a means for internal financing and cost distribution for services which the City furnishes to itself. The resources of these funds consist of internal service charges which are received from other departments and included in those departments' expenditures. Internal Service Funds therefore represents a revolving of other budgeted funds rather than a net increase in the City's total budget.

**CITY OF LAKE CHARLES
FISCAL YEAR 2020 - 2021 ANNUAL BUDGET**

INTERNAL SERVICE FUND SUMMARY

	Risk Management	Employee Health	Total
Revenues:			
Charges for services	\$ 6,975,000	\$ 10,581,500	\$ 17,556,500
Use of money and property	96,000	412,000	508,000
Total operating revenues	7,071,000	10,993,500	18,064,500
Expenditures:			
General Services	7,575,850	11,022,100	18,597,950
Total operating expenditures	7,575,850	11,022,100	18,597,950
Net Income (loss)	\$ (504,850)	\$ (28,600)	\$ (533,450)

**CITY OF LAKE CHARLES
FISCAL YEAR 2020 – 2021 ANNUAL BUDGET**

**FUND: 501 RISK MANAGEMENT FUND
DEPARTMENT: 10 GENERAL SERVICES
DIVISION: 06 RISK MANAGEMENT**

GOAL MISSION STATEMENT:

The Risk Management Division strives to create a safe working environment for all city employees and the public while eliminating, reducing, or minimizing risk exposure through the use of innovative risk control, claims management, and a variety of strategic programs designed to provide a safe, healthy, and environmentally-sound working environment.

FUNCTION DESCRIPTION:

The Risk Management Division handles all Workers' Compensation claims along with all property and liability claims. This division functions to minimize the financial burden incurred by the citizens and taxpayers as a result of fortuitous or accidental losses to which the City is exposed and to protect the assets, operations, and employees of the city. In 2019 this division performed the following:

- Investigated and processed 495 Accident/Incident reports
- Investigated and processed 260 Liability Claims
- Conducted 22 New Driver Driving Assessments
- Conducted 8 Safe Driving Training Session

DEMAND PERFORMANCE INDICATORS:

Description	2018 - 2019 Actual	2019 - 2020 Estimated	2020 – 2021 Estimated
Accident reports/investigations	480	495	480
Claims	270	260	260

AUTHORIZED PERSONNEL:

Total Personnel Count	Actual Fiscal Year 2018 - 2019	Adopted Budget 2019 - 2020	Adjusted Budget 2019 - 2020	Budget 2020 - 2021
Full-Time	6	7	7	7
Part-Time	1	0	0	0

CITY OF LAKE CHARLES
FISCAL YEAR 2020 - 2021 ANNUAL BUDGET

	Actual Fiscal Year 2018 - 2019	Budget 2019 - 2020	Y-T-D FY2019 7/31/2020	% Change Adopted '20 from Actual '19	Budget 2020 - 2021	% Change Adopted '20 to '21 Budget
FUND: 501 RISK MANAGEMENT FUND						
Operating Revenues:						
Services Provided	\$ 7,514,376	\$ 7,000,000	\$ 5,250,000	-6.8%	\$ 6,975,000	-0.4%
Internal Services	<u>7,514,376</u>	<u>7,000,000</u>	<u>5,250,000</u>	-6.8%	<u>6,975,000</u>	-0.4%
Miscellaneous revenue	168,255	-	572	-100.0%	-	N/A
Subrogation	7,841	-	-	-100.0%	-	N/A
Insurance revenue	<u>176,096</u>	<u>-</u>	<u>572</u>	-100.0%	<u>-</u>	N/A
Total Use of Money and Property	176,096	-	572	-100.0%	-	N/A
Total Operating Revenue	<u>7,690,472</u>	<u>7,000,000</u>	<u>5,250,572</u>	-9.0%	<u>6,975,000</u>	-0.4%
Expenses:						
DEPT: 10 GENERAL SERVICES						
DIV: 06 RISK MANAGEMENT						
Salaries/ Wages/ OT	460,456	487,900	406,772	6.0%	538,500	10.4%
Fringe Benefits	233,438	224,300	149,218	-3.9%	265,400	18.3%
General Operating Services	2,794	5,700	1,087	104.0%	5,200	-8.8%
Insurance - Property, AL, GL, WC	1,234,306	1,462,625	1,325,281	18.5%	1,596,000	9.1%
Maintenance & Rentals	508	1,700	195	234.6%	1,700	0.0%
Utilities	2,567	4,500	2,094	75.3%	3,000	-33.3%
Contractual Services	-	-	-	N/A	8,000	N/A
General Supplies	2,714	3,550	1,195	30.8%	4,000	12.7%
Automotive Supplies & Gasoline	2,613	3,850	2,013	47.3%	3,550	-7.8%
Materials & Equipment	362	14,500	-	3905.5%	10,000	-31.0%
Special Current Charges	3,676,561	5,188,000	750,171	41.1%	5,140,500	-0.9%
Total operating expenses	<u>5,616,319</u>	<u>7,396,625</u>	<u>2,638,026</u>	31.7%	<u>7,575,850</u>	2.4%
Operating income	<u>2,074,153</u>	<u>(396,625)</u>	<u>2,612,546</u>	-119.1%	<u>(600,850)</u>	-51.5%
Nonoperating Revenues:						
Interest on Investments	232,072	90,000	30,385	-61.2%	12,000	-86.7%
Demand Deposit Accounts	253,944	100,000	192,833	-60.6%	84,000	-16.0%
Unrealized Gain/Loss on Investments	55,679	-	-	-100.0%	-	N/A
Interest earnings	<u>541,695</u>	<u>190,000</u>	<u>223,218</u>	-64.9%	<u>96,000</u>	-49.5%
Non-employer pension contributions	14,548	-	-	-100.0%	-	N/A
Non-employer revenues	<u>14,548</u>	<u>-</u>	<u>-</u>	-100.0%	<u>-</u>	N/A
Change in net assets	2,630,396	(206,625)	-	-107.9%	(504,850)	-144.3%
Net assets - beginning of fiscal year	15,075,522	17,705,918	-	17.4%	17,499,293	-1.2%
Net assets - ending of fiscal year	<u>\$ 17,705,918</u>	<u>\$ 17,499,293</u>	-	-1.2%	<u>\$ 16,994,443</u>	-2.9%

**CITY OF LAKE CHARLES
FISCAL YEAR 2020 – 2021 ANNUAL BUDGET**

FUND: 503 EMPLOYEE GROUP INSURANCE FUND
DEPARTMENT: 10 GENERAL SERVICES
DIVISION: 08 EMPLOYEE GROUP INSURANCE

GOAL MISSION STATEMENT:

The Wellness Division strives to promote health and wellness to the employees of the City by encouraging habits of wellness, increasing awareness of factors and resources contributing to wellness, and inspiring and empowering employees to take responsibility for their own wellness.

FUNCTION DESCRIPTION:

The goal of the Wellness Division is to increase the employees' awareness of a healthy lifestyle.

- Employee Health Fair 2019 participation 340 employees

DEMAND PERFORMANCE INDICATORS:

Description	2018 - 2019 Actual	2019 – 2020 Estimated	2020 - 2021 Estimated
Employee health fair participation	350	340	200
Health Seminars Held (2x per month)	10	8	8
Wellness Program	150	150	150
Health Insurance- Avg. # of Member Enrollment	900	850	849

AUTHORIZED PERSONNEL:

Total Personnel Count	Actual Fiscal Year 2018 - 2019	Adopted Budget 2019 - 2020	Adjusted Budget 2019 - 2020	Budget 2020 - 2021
Part-Time	1	1	1	1

CITY OF LAKE CHARLES
FISCAL YEAR 2020 - 2021 ANNUAL BUDGET

	Actual Fiscal Year 2018 - 2019	Budget 2019 - 2020	Y-T-D FY2019 7/31/2020	% Change Adopted '20 from Actual '19	Budget 2020 - 2021	% Change Adopted '20 to '21 Budget
FUND: 503 EMPLOYEE GROUP INSURANCE FUND						
Operating Revenues:						
Employee Share - Group Health	\$ 1,504,882	\$ 1,700,000	\$ 1,327,090	13.0%	\$ 1,770,000	4.1%
Employer Share - Group Health	6,421,678	7,552,000	5,587,772	17.6%	8,406,500	11.3%
Retiree Share - Group Health	348,443	350,000	284,319	0.4%	375,000	7.1%
COBRA Share - Group Health	16,595	40,000	8,885	141.0%	30,000	-25.0%
Retiree Medicare - Group Health	1,177	5,000	-	324.8%	-	-100.0%
Internal Service Charges	<u>8,292,775</u>	<u>9,647,000</u>	<u>7,208,066</u>	16.3%	<u>10,581,500</u>	9.7%
Misc Insurance Refunds	396,576	300,000	399,187	-24.4%	375,000	25.0%
Total operating Revenue	<u>8,689,351</u>	<u>9,947,000</u>	<u>7,607,253</u>	14.5%	<u>10,956,500</u>	10.1%
Expenses:						
DEPT: 10 GENERAL SERVICES						
DIV: 08 EMPLOYEE GROUP INSURANCE						
Salaries/ Wages/ OT	22,997	44,200	-	92.2%	55,000	24.4%
Fringe Benefits	58,892	74,850	32,997	27.1%	74,300	-0.7%
General Operating Services	415	1,100	-	165.1%	800	-27.3%
Insurance - Stop Loss Coverage	790,967	865,250	631,547	9.4%	840,250	-2.9%
Maintenance & Rentals	2,981	4,000	2,732	34.2%	4,000	0.0%
Utilities	214	500	179	133.6%	250	-50.0%
Contractual Services	22,380	25,000	1,896	11.7%	25,000	0.0%
General Supplies	9,115	9,200	2,133	0.9%	15,500	68.5%
Material & Supplies	130	-	-	-100.0%	-	N/A
Special Current Charges	9,064,626	9,053,000	5,838,672	-0.1%	10,007,000	10.5%
Total operating expenses	<u>9,972,717</u>	<u>10,077,100</u>	<u>6,510,156</u>	1.0%	<u>11,022,100</u>	9.4%
Operating income	<u>(1,283,366)</u>	<u>(130,100)</u>	<u>1,097,097</u>	89.9%	<u>(65,600)</u>	49.6%
Nonoperating Revenues/Expenses:						
Interest on Investments	72,998	40,000	32,737	-45.2%	12,000	-70.0%
Demand Deposit Accounts	139,199	80,000	54,418	-42.5%	25,000	-68.8%
Unrealized Gain/Loss on investments	26,663	-	-	-100.0%	-	N/A
Interest earnings	<u>238,860</u>	<u>120,000</u>	<u>87,155</u>	-49.8%	<u>37,000</u>	-69.2%
Change in net assets	<u>(1,044,506)</u>	<u>(10,100)</u>		99.0%	<u>(28,600)</u>	-183.2%
Net assets - beginning of fiscal year	7,453,365	6,408,859		-14.0%	6,398,759	-0.2%
Net assets - ending of fiscal year	<u>\$ 6,408,859</u>	<u>\$ 6,398,759</u>		-0.2%	<u>\$ 6,370,159</u>	-0.4%

CAPITAL BUDGET

SCHEDULE OF CAPITAL PROJECTS AUTHORIZATIONS

ADDITIONAL SCHEDULES

SCHEDULE OF FINANCING SOURCES

IMPACT OF CAPITAL IMPROVEMENTS ON OPERATION BUDGET

CAPITAL IMPROVEMENT PROGRAM FY 20-21 through FY 24-25

The Capital Budget is used for budgeting of contract construction projects and capital acquisitions having a cost of \$100,000 or more and an expected life of ten (10) or more years.

**CITY OF LAKE CHARLES
FISCAL YEAR 2020 – 2021 ANNUAL BUDGET**

CAPITAL BUDGET

The City of Lake Charles Capital Budget section includes the fiscal year 2021 Annual Appropriations Budget, the Schedule of Financing Sources, the Project Reauthorization Schedule, Description of Major Financing Sources, the Impact of Capital Improvements on Operating Budget Statement, and the Five Year Capital Improvement Plan. These plans set forth proposed expenditures for constructing, maintaining, upgrading, expanding and replacing the city's facilities, equipment and infrastructure.

Projects included are typically major expenditures. They can be either infrequent projects or systematic improvements, such as street overlays. Regular street maintenance is not considered a capital improvement nor is routine maintenance of city facilities. These and other maintenance items will not be found in this section, rather they are funded, scheduled and completed within the Operating Budget section of this budget document.

Five Year Capital Improvement Plan

The Five Year Capital Improvement Plan identifies current as well as long term plans for the City of Lake Charles. Rather than a schedule of expenditures, it serves as a planning document and a tool to accomplish the adopted goals and policies of the City Council and current administration.

Projects are developed through the course of the fiscal year. The process involves council, citizens, and staff proposing needed projects. Staff then coordinates the project with other related projects, conducts reviews for compatibility with the City's goals, identifies funding sources and develops a project schedule. Projects are reviewed and graded. Completed projects are removed, new projects are proposed, and scheduled projects move forward in the plan or out to later years. The timing of the project is dependent upon the current conditions, need/use of the facility (or infrastructure) and funding availability.

After the plan has been reviewed and developed by staff, the next step is to submit it to the Planning Commission by June 15 of each year. The plan must be approved by the Commission by July 15. The plan is then included in the annual Operating and Capital Budget and is approved by the City Council along with the entire budget contained in this document.

Capital Budget Authorization Schedule, Capital Project Funds and Related Sources

The Capital Budget Authorization Schedule is the annual appropriations of funds for capital projects. This schedule is developed based on the Category A projects that have been identified in the Five Year Capital Improvement Plan. Category A includes projects that will be funded in the first or second year of the plan.

The Category A projects are prioritized by each of the responsible departments. The availability of funds is the key factor as to whether a project will be initiated and completed. There are a variety of funding sources available, but these sources are limited in both the amount available and how these funds can be used. Projects can be funded by city, state or federal funds and other inter-agency agreements. City funds legally restricted for capital projects include sales tax and property tax. Portions of gaming funds are also dedicated, depending on annual allocations.

**CITY OF LAKE CHARLES
FISCAL YEAR 2020 – 2021 ANNUAL BUDGET**

Many projects are on a pay-as-you-go basis and require that funding be accumulated over several years before sufficient funds are available. Most projects are also multi-year projects, with design and construction taking place over several fiscal years. Construction contracts are not entered into unless all funds are available for the project.

The City has issued bonds to pay for voter-approved projects. They include road, water and sewer projects as well as downtown development projects. Most of these projects have been completed. The bonds have a maximum of 20 year term; therefore all will be repaid by 2027. Gaming revenue and sales tax revenues are the primary sources to repay the debt.

The City maintains “contingency” funds within the Capital Project Fund to cover any emergency projects that arise during the year. There are also “unallocated” funds within the Capital Project Fund, which is an accumulation of annual interest earnings, sales and property tax revenues that exceed budget forecast and other unbudgeted revenues, as well as funds from projects that have balances remaining at the completion of the project. Unallocated funds can be used to cover budget shortfalls in project allocations. If the fund has built up substantial reserves, a portion may be allocated in the proposed budget.

The City also has a Facility Renewal Special Revenue Fund. This fund was created by council authority in 1996 and holds funds that can be used to rehabilitate and renovate current city facilities.

**CITY OF LAKE CHARLES
FISCAL YEAR 2020 - 2021 ANNUAL BUDGET**

**CAPITAL BUDGET AUTHORIZATION SCHEDULE
CAPITAL PROJECTS FUNDS AND RELATED SOURCES**

<u>PROJECT TYPE AND DESCRIPTION</u>	<u>BALANCE OF PREVIOUS AUTHORIZATION</u>	<u>NEW AUTHORIZATION 2020 - 2021</u>	<u>CUMULATIVE TOTAL</u>	<u>REMARKS</u>
<u>STREETS</u>				
Fitzenreiter Road (Simmons Street to Goos Blvd)	\$ 3,940,000	\$ 100,000	\$ 4,040,000	Continuing accumulation
Prien Lake Road (Cove Lane to Sale Road)	15,430,000	5,875,000 *	21,305,000	Continuing accumulation
Ihles Road (Prien Lake Road to Country Club Road)	1,110,000	100,000	1,210,000	Continuing accumulation
Highway Street (Hwy 171 to N. Grace) drainage	40,000	(40,000)	-	Reallocate authorizations
Sally Mae (Medora to dead end)	435,000	40,000	475,000	Continuing accumulation
Enterprise Blvd Rebuild (5th St to Broad Street)	2,000,000	1,100,000	3,100,000	Continuing accumulation
Comeaux Street (N. Grace to dead end)	100,000	(100,000)	-	Reallocate authorizations
Opelousas Street at Bank Street Intersection	300,000	100,000	400,000	Continuing accumulation
1st Avenue Multi Use Trail	15,000	200,000 *	215,000	Continuing accumulation
Clooney St. Improvements	140,000	300,000	440,000	Continuing accumulation
Chennault Infrastructure Contribution (Merganser Dr.)	150,000	100,000	250,000	Continuing accumulation
Asphalt Overlay Program	1,410,000	200,000	1,610,000	Continuing program
CDBG Asphalt Overlay	-	500,000 *	500,000	Continuing program
Sidewalk Repair	140,000	250,000	390,000	Continuing program
Sidewalk Construction	-	500,000	500,000	Continuing program
Sallier Street at Ryan Street Intersection	395,000	50,000	445,000	Continuing accumulation
Bridge Repairs Kirkman Street at Contraband Bayou	300,000	875,000	1,175,000	Continuing accumulation
Power Center Sidewalks	-	200,000	200,000	New authorization
N. Lyons St (from Jackson to St. John)	-	100,000	100,000	New authorization
Subtotal Streets		10,450,000		
<u>DRAINAGE AND STORMWATER</u>				
Miscellaneous Drainage Improvements	940,000	1,250,000	2,190,000	Continuing program
Citywide CCTV Work	585,000	750,000	1,335,000	Continuing program
Missouri Pacific Lateral Erosion	100,000	100,000	200,000	Continuing accumulation
Enterprise Blvd Drainage Phase I (12th St. to 15th St.)	240,000	200,000	440,000	Continuing accumulation
LA Ave drainage south of McNeese	-	600,000	600,000	New authorization
Subtotal Drainage and Stormwater		2,900,000		

* Indicates that authorization includes funds from one or more outside funding sources.

**CITY OF LAKE CHARLES
FISCAL YEAR 2020 - 2021 ANNUAL BUDGET**

**CAPITAL BUDGET AUTHORIZATION SCHEDULE
CAPITAL PROJECTS FUNDS AND RELATED SOURCES**

PROJECT TYPE AND DESCRIPTION	BALANCE OF PREVIOUS AUTHORIZATION	NEW AUTHORIZATION 2020 - 2021	CUMULATIVE TOTAL	REMARKS
<u>WASTEWATER SYSTEMS</u>				
Sewer Collection System Rehabilitation	615,000	800,000	1,415,000	Continuing program
Wastewater System Improvement	660,000	600,000	1,260,000	Continuing program
Wastewater Basin A8	20,000	1,500,000	1,520,000	Continuing accumulation
Wastewater Plant D Expansion	1,200,000	200,000	1,400,000	Continuing accumulation
University Place Line & Basin Rehabilitation	1,990,000	250,000	2,240,000	Continuing accumulation
Southern Wastewater Loop	3,475,000	100,000	3,575,000	Continuing accumulation
McNeese at Corbina Liftstation	965,000	1,000,000	1,965,000	Continuing accumulation
Salene, Lawrence, A. Miller Wastewater Extension	500,000	100,000	600,000	Continuing accumulation
Ham Reid Road Sewer Extension (Elliott Rd to Big Lake Rd)	300,000	600,000	900,000	Continuing accumulation
Extend Sewer Services	800,000	300,000	1,100,000	Continuing program
Chennault Sewer Upgrades & Extension	50,000	300,000	350,000	Continuing accumulation
Sallier Wastewater	-	400,000	400,000	New authorization
W. Prien Lake Rd Sewer Loop (Nelson to Cove Ln)	-	740,000 *	740,000	New authorization
Plant A - rebuild clarifier chain & splice	-	700,000	700,000	New authorization
Plant BC - Install Auger system	-	250,000	250,000	New authorization
Upgrade liftstation electrical equipment	-	250,000	250,000	New authorization
Subtotal Wastewater Systems		8,090,000		
<u>WATER SYSTEMS</u>				
Water System Improvements	2,540,000	200,000	2,740,000	Continuing accumulation
New 6 MGD Water Treatment Plant Southeast LC	9,660,000	1,000,000 *	10,660,000	Continuing accumulation
New 6 MGD Water Distribution Lines	3,640,000	1,000,000	4,640,000	Continuing accumulation
Chlorine Containment	185,000	650,000	835,000	Continuing accumulation
Filter Media Replacement	950,000	1,300,000	2,250,000	Continuing accumulation
Sallier Water	-	100,000	100,000	New authorization
Chennault Water Upgrades & Extension	-	50,000	50,000	New authorization
Replace Water Well at GHW Plant	-	750,000	750,000	New authorization
GHW Chemical Feed System Improvements	-	700,000	700,000	New authorization
Big Lake Rd - Nelson Rd Water Extensions	-	570,000	570,000	New authorization
Install Security Measures at Various Plants	-	100,000	100,000	New authorization
Upgrade Electrical Equipment at Various Plants	-	250,000	250,000	New authorization
Subtotal Water Systems		6,670,000		

* Indicates that authorization includes funds from one or more outside funding sources.

**CITY OF LAKE CHARLES
FISCAL YEAR 2020 - 2021 ANNUAL BUDGET**

**CAPITAL BUDGET AUTHORIZATION SCHEDULE
CAPITAL PROJECTS FUNDS AND RELATED SOURCES**

<u>PROJECT TYPE AND DESCRIPTION</u>	<u>BALANCE OF PREVIOUS AUTHORIZATION</u>	<u>NEW AUTHORIZATION 2020 - 2021</u>	<u>CUMULATIVE TOTAL</u>	<u>REMARKS</u>
<u>COMMUNITY SERVICES AND RECREATION</u>				
Improvements of Various Recreation Sites	330,000	150,000	480,000	Continuing program
College Oaks Concession Stands	115,000	50,000	165,000	Continuing accumulation
Anita Park	-	350,000	350,000	New authorization
General Moore Park Paving	-	75,000	75,000	New authorization
Highway 385 Pedestrian & Bike Trail	460,000	(350,000)	110,000	Reallocate authorizations
Gill St. Extension	145,000	(100,000)	45,000	Reallocate authorizations
Lakefront/Downtown Improvements	20,000	700,000	720,000	Continuing program - reallocation
Port Wonder - Museum & Educational Complex	2,060,000	500,000	2,560,000	Continuing accumulation
Ryan Street Utility Improvements	450,000	(400,000)	50,000	Reallocate authorizations
Parking Garage Renovations & Area Improvements	1,770,000	600,000	2,370,000	Continuing accumulation- reallocation
Lakefront Boardwalk - Phase II	-	2,100,000 *	2,100,000	New authorization
Civic Center Major Improvements	900,000	200,000	1,100,000	Continuing accumulation
Subtotal Community Services and Recreation		3,875,000		
<u>GENERAL GOVERNMENT AND OTHER</u>				
Fire Truck Acquisition	90,000	800,000	890,000	Continuing program
City Wide Alarm System Improvements	165,000	(100,000)	65,000	Reallocate authorizations
Infrastructure Improvements- Economic Development & Tourism	1,580,000	160,000	1,740,000	Continuing program
Technology Upgrades	1,530,000	200,000	1,730,000	Continuing program
Central School Building Improvements	55,000	100,000	155,000	Continuing accumulation
Subtotal General Government and Others		1,160,000		
Total all Projects		33,145,000		
<u>DEBT SERVICE REQUIREMENTS</u>				
2014 Bond Refunding of portions of 2007 issue		35,000		
2017 Bond Refunding of 2007 & portions of 2010 issue		2,350,000		
Total all Debt Service Requirements		2,385,000		
Total 2020-2021 authorization		\$ 35,530,000		

* Indicates that authorization includes funds from one or more outside funding sources.

**CITY OF LAKE CHARLES
FISCAL YEAR 2020 - 2021 ANNUAL BUDGET**

**CAPITAL BUDGET SCHEDULE OF FINANCING SOURCES
CAPITAL PROJECTS FUNDS AND RELATED SOURCES**

PROJECT TYPE AND FINANCING SOURCE	TOTAL 2020-2021 AUTHORIZATIONS
<u>Streets</u>	
Transfer from Riverboat Gaming Fund:	
General Capital Projects	\$ 363,527
Ten-Year Sales Tax - 0.28%	4,615,000
2016 Sales Tax Levy - 1/4%	475,000
Interest Earnings	300,000
Community Development Block Grant	396,473
Calcasieu Parish Police Jury	4,200,000
LA Recreational Trails Grant	100,000
Subtotal	10,450,000
<u>Drainage and Stormwater</u>	
2016 Sales Tax Levy - 1/4% Transfer	1,200,000
General Fund Transfer	1,700,000
	2,900,000
<u>Wastewater Systems</u>	
Transfer from Riverboat Gaming Fund:	
General Capital Projects	2,890,000
General Fund Transfer	1,800,000
Transfer from Waste Water Fund	2,000,000
Capital Improvement Fee - Wastewater	1,000,000
Calcasieu Parish Police Jury	200,000
Private Donations	200,000
Subtotal	8,090,000
<u>Water Systems</u>	
Water Fund Balance	5,470,000
Capital Improvement Fee - Water	200,000
Department of Health & Hospitals	1,000,000
Subtotal	6,670,000
<u>Community Services and Recreation</u>	
Transfer from Riverboat Gaming Fund:	
General Capital Projects	1,246,473
Capital Project Fund Balance	1,053,527
Facility Renewal	50,000
Hotel Tax	600,000
Civic Center Fund Balance	200,000
State Capital Outlay	200,000
State revenue - video poker taxes	525,000
Subtotal	3,875,000

**CITY OF LAKE CHARLES
FISCAL YEAR 2020 - 2021 ANNUAL BUDGET**

**CAPITAL BUDGET SCHEDULE OF FINANCING SOURCES
CAPITAL PROJECTS FUNDS AND RELATED SOURCES**

PROJECT TYPE AND FINANCING SOURCE	TOTAL 2020-2021 AUTHORIZATIONS
<u>General Government and Other</u>	
Transfer from Riverboat Gaming Fund	
General Capital Projects	900,000
Facility Renewal	100,000
Hotel Tax	160,000
Subtotal	1,160,000
<u>Debt Service Requirements</u>	
Ten-Year Sales Tax - 0.28%	2,385,000
Subtotal	2,385,000
TOTAL FINANCING SOURCES	\$ 35,530,000

SUMMARIZED TOTAL FINANCING SOURCES

Ten-Year Sales Tax - 0.28%	\$ 7,000,000
2016 Sales Tax Levy - 1/4% Transfer	1,675,000
Riverboat Gaming transfers Capital	5,400,000
Capital Project Fund Balance	1,053,527
General Fund Transfer	3,500,000
Wastewater Transfer	2,000,000
Facility Renewal Fund Transfer	150,000
Water Fund Balance	5,470,000
Capital Improvement Fee - Water	200,000
Capital Improvement Fee - Wastewater	1,000,000
Hotel Occupancy Tax	760,000
Interest Earnings	300,000
Civic Center Fund Balance	200,000
Community Development Block Grant	396,473
State Capital Outlay	200,000
State Revenue - video poker	525,000
Calcasieu Parish Police Jury	4,400,000
Department of Health & Hospitals	1,000,000
LA Recreational Trails Grant	100,000
Donations	200,000
TOTAL FINANCING SOURCES	\$ 35,530,000

**CITY OF LAKE CHARLES
FISCAL YEAR 2020 – 2021 ANNUAL BUDGET**

**CAPITAL BUDGET ADDITIONAL SCHEDULES AND EXHIBITS
PROJECT REAUTHORIZATION SCHEDULE
CAPITAL PROJECTS FUND AND RELATED SOURCES**

The following schedule lists additional previously authorized capital projects which are reauthorized and continued for the 2020-2021 fiscal year. Enterprise Fund projects are subject to separate accounting treatment and are therefore excluded from this schedule. Projects currently committed for completion by awarded contracts are also excluded from this listing, as no budgetary reauthorization is required to fulfill such commitments.

- City Wide Street Paving/Reconstruction (Arterial Street Accumulation, Miscellaneous Minor Streets, Lisle Peters Road, Common St., Ann Street, Sally Mae Street, 12th Street Corridor, Enterprise Boulevard, Goos Boulevard, Sale Road, 2nd Street, 6th Avenue, Rosteet Street, Legendre Street)
- Various Intersection Improvements – (unexpended balance, including 12th Street, Goos & Mill Streets, Kirkman & Opelousas Streets, Opelousas & Bank Streets, Sale Road & Ryan Street)
- Various Drainage Improvements – (unexpended balances, including Open Lateral Maintenance, Drainage & Detention Ponds, Legendre Street, 4th Avenue, 3rd Avenue, Kirkman Street, St. Louis High School Area, Riverside Drive/ Barbe Street/Foster Street Drainage Outfalls, 3rd Street, South Roosevelt Street)
- Bridge Replacements/Repairs
- Sidewalk Construction – (2019 Sidewalks including Madeline Street, Canal Street, Nelson Road, Bilbo Street, & Illinois Street)
- Wastewater System Line and Facility Improvements (unexpended balances, including Treatment Plant A Influent Wetwell, Esplanade Street Lift Station & Force Main, Hollyhill Line Rehab, 18th Street Line Rehab, Lake Street Line Rehab, Country Club Road Extension, Nelson Road Force Main, Reroute Line from Ryan Street to Front Street, Wastewater Pipe Bursting, Liftstation Rehabilitation)
- City-Wide Striping, Bike Path Striping and Safe Routes to School
- Downtown Streetscape Phase II – Bilbo Street between Division and Mill Streets
- North Beach Area Improvements
- Christmas Lighting
- City Park Improvements (Millenium Park, Huber Park, Tuten Park, Nelson Road Park, Nellie Lutcher Pocket Park, and Partners in Parks)
- Recreation Storage Facility
- New Fire Station and Station Renovations
- City Hall and Historic 1911 City Hall Improvements
- North Lake Charles Seed Center Satellite Office
- Public Works Yard Improvements
- Economic Development Districts

Enterprise Fund Capital Projects

Previously authorized capital contributions to the Transit, Golf Course and Civic Center funds will remain available for the authorized purposes until expended. All water system revenues in excess of the system's operating cash flow requirements are available for system improvements as authorized by contract awards.

**CITY OF LAKE CHARLES
FISCAL YEAR 2020 – 2021 ANNUAL BUDGET**

**ADDITIONAL SCHEDULES AND EXHIBITS – CAPITAL BUDGET
Description of Major Financing Sources – Capital Projects Fund
And Related Sources**

TEN-YEAR SALES TAX REVENUE

Revenue consists of a 28 percent portion of collections from a one percent sales tax levy originally approved in 1986. This tax was reauthorized in 2016 for an additional ten years through 2026. Previously, this 28 percent portion has been designated for street and drainage improvement projects within the Capital Budget. Beginning with fiscal year 2007, up to 60 percent of these revenues can be used to repay the debt of the \$90 million bond issue approved by voter referendum in November, 2006.

2016 1/4 PERCENT SALES TAX LEVY TRANSFERS

Funds transferred from the 2016 1/4 Percent Sales Tax Levy Fund to the Capital Projects fund for infrastructure improvements. The City's covenant resolution authorized at least 25 percent of the taxes collected to be placed in a reserve fund to be used if needed to cover annual debt service payments. These funds can be authorized for transfer to the Capital Projects Fund in the subsequent fiscal year.

HOTEL OCCUPANCY TAX

Collected through the Convention and Visitors Bureau, revenue consists of a 1 percent hotel occupancy tax levy effective October 1, 2018. The revenue generated by this tax has been designated for infrastructure improvements which are of vital importance for the continued support and expansion of tourism and economic development for the City.

RIVERBOAT GAMING TRANSFERS

Funds transferred from the Riverboat Gaming Fund to the Capital Projects fund or other capital outlay budgets (such as Recreation, Transit and Civic Center) for construction of public improvements and acquisition of long-term capital assets. City Policy requires that riverboat gaming revenues be used for primarily for capital investment rather than recurring operational costs.

COMMUNITY DEVELOPMENT BLOCK GRANT REVENUE

This revenue accounts for federally-funded improvement activities undertaken by the City in targeted areas. The program consists principally of neighborhood-oriented capital improvements.

**CITY OF LAKE CHARLES
FISCAL YEAR 2020 – 2021 ANNUAL BUDGET**

WASTEWATER TRANSFERS

Funds provided by the Wastewater Special Revenue Fund for specified wastewater system improvement projects in the Capital Budget.

GENERAL FUND TRANSFERS

General Fund transfers may be budgeted for specific capital projects which support general government operations, or for which other sources of capital funding are inadequate or unavailable. The General Fund supports the major portion of on-going City operations, and has relatively limited capacity to provide additional funding for capital projects.

FACILITY RENEWAL FUND TRANSFERS

Transfers from this fund are budgeted for specific repairs, renovations and replacement of the City's public facilities.

WATER FUND BALANCE

Funds provided by the Water Fund for specified water system improvement projects in the Capital Budget.

CAPITAL IMPROVEMENT FEE

A rate schedule went into effect on January 1, 2010 allowing for the collection of a Capital Improvement Fee. This fee is based on monthly water consumption. Beginning July 1, 2018, the City increased the fee and the revenue generated can be used for either water or wastewater system improvements.

STATE REVENUE – VIDEO POKER

A portion of state tax collections from video poker gaming devices is distributed to local governments, based on gaming device locations and revenue volumes. As a matter of policy, all revenue which the City receives from this source is credited to the Capital Projects Fund and used solely for public improvements. Although not formally restricted to any particular improvement category, these funds have been allocated primarily for improvements to the parks and recreation system.

**CITY OF LAKE CHARLES
FISCAL YEAR 2020 – 2021 ANNUAL BUDGET**

DEPARTMENT OF HEALTH AND HOSPITALS

This consists of a low interest loan from the Drinking Water Revolving Loan Fund program (DWRLF). The issuance amount is not to exceed \$20,000,000 for a 22-year period. Loan proceeds will be dedicated for the additions and improvements to the City's current water system.

CAPITAL PROJECTS FUND BALANCE

This consists of previous years' Capital Projects Fund revenues which may be utilized for new or increased project authorizations in the Proposed Capital Budget. Such revenues consist primarily of interest earnings, which are not utilized for new capital project authorizations until the fiscal year following their receipt. Unexpended balances remaining from completed or closed project authorizations may also be retained within the Capital Projects Fund and utilized for new projects in subsequent years.

STATE REVENUE – CAPITAL OUTLAY FUNDS

The State Capital Outlay Act includes funding for non-state entity capital projects. Funds are administered through the Office of Facility Planning and Control (FP&C) within the Louisiana Division of Administration. The State Bond Commission approves the priority of funding for each project. Only Priority 1 Cash Lines of Credit are included in the Capital Budget.

OTHER INTERGOVERNMENTAL REVENUE SOURCES

These may include a variety of project grants or funding commitments which may be obtained from other governments for specific City projects. Such sources are usually restricted to funding a portion of specified project costs, and their inclusion as Capital Budget financing sources is dependent on approved grants or likely approvals of pending requests.

**CITY OF LAKE CHARLES
FISCAL YEAR 2020 – 2021 ANNUAL BUDGET**

IMPACT OF CAPITAL IMPROVEMENTS ON OPERATING BUDGET

When a new capital improvement project is undertaken, consideration is given to the fiscal or operational impact of the project, which includes additional cost for staff, maintenance, debt and other expenses. The fiscal or operational impact depends on the nature of the capital improvement. These costs must be funded in the appropriate operating budget and factored into the total cost of the project.

Below is the operational impact of each category of projects outlined in the Capital Budget Authorization Schedule:

- Streets, Drainage and Stormwater

Projects are funded primarily through annual sales tax allocation, gaming funds, Community Development grants and other intergovernmental funding.

The maintenance costs for the streets and drainage improvements included in the authorizations will have very little operational impact because most are existing roads in need of repair. The maintenance costs for these roads are currently budgeted through the Department of Public Works operating budget, and these improvements should reduce the maintenance needs in the Street Division. The improvements to the striping of streets, intersection improvements and sidewalk repairs and construction should make the streets safer.

- Wastewater and Water Systems

Projects for wastewater projects are funded primarily with Wastewater Funds but can also include General and Riverboat Gaming Funds. Water projects are funded primarily through annual allocations from the Water Fund.

The annual appropriation for sewer collection line repairs is needed to minimize the maintenance cost of such lines, which are accounted for in the Wastewater Fund. A minimum of \$1 million is appropriated from the operating funds of the Wastewater Fund each year to pay for larger project. An additional \$1 million is allocated annually to fund needed repairs to the City's lift stations and transport lines. The proposed budget includes a transfer from the General Fund for the basin rehabilitation program.

The construction of a new Southeast Water Plant is needed to adequately provide water service to the existing, planned, and future commercial and residential developments in the area. The City has received authorization from DHH for a \$20 million low interest loan from the DWRLF to help fund the project. This project is currently under design so the impact on the operational expenses of the Water Fund have not yet been determined.

**CITY OF LAKE CHARLES
FISCAL YEAR 2020 – 2021 ANNUAL BUDGET**

- Community Services and Recreation

Projects are funded through various sources.

The annual appropriation for the various recreation sites is needed to cover major repairs and improvements and generally does not have an economic impact on the operational budget of the Recreation Fund.

The annual appropriation for the Lakefront/Downtown area improvements are needed as the City pursues the development of the lakefront and is not expected to have an economic impact on the operational budget of the Recreation and/or General Fund. The Port Wonder museum and education center project will not be owned nor operated by the City of Lake Charles.

Annual appropriations for the Civic Center are needed to cover major repairs and improvements and generally have a minimal impact of each of their operational budgets. The City plans to issue debt for renovations to the facility, grounds and pedestrian access. The City is in early stages of design and the impact is not yet known.

A new municipal golf course is currently under construction to replace the current course at Chennault Airpark. Once opened, it is anticipated that the operational cost will be consistent with the current facility.

- General Government and Others

These projects are funded primarily through gaming funds. Facility Renewal Funds can be used for renovations and restoration of existing facilities.

Fire truck acquisitions are funded on an annual basis with the goal of replacing units in a manner that funds them within a useful life cycle. The maintenance costs for fire trucks are accounted for in the Fire Department of the General Fund. The truck included in the current budget is a replacement of an older truck.

All other projects listed in this category could be classified as major improvements/maintenance to city facilities that are larger in nature than is customarily accounted for as maintenance within the operating funds.

**FIVE YEAR
CAPITAL
IMPROVEMENT
PROGRAM**

CITY OF LAKE CHARLES



CAPITAL IMPROVEMENT PROGRAM

FY 20-21 through FY 24-25

CITY OF LAKE CHARLES
CAPITAL IMPROVEMENT PROGRAM
PROJECTED AVAILABLE FUNDS

Description	Current Fiscal Year	Subsequent Years' Projections				
	FY19-FY20	FY20-FY21	FY21-FY22	FY22-FY23	FY23-FY24	FY24-FY25
Sales tax .28% revenue	\$ 6,524,000	\$ 6,719,720	\$ 6,820,516	\$ 6,922,824	\$ 7,061,280	\$ 7,202,506
2016 Sales tax .25% revenue	1,660,000	1,510,000	1,682,650	1,707,890	1,742,048	1,776,888
Hotel Occupancy Tax	760,000	760,000	771,400	782,971	798,630	814,603
Riverboat gaming tax available for Capital Projects	6,400,000	5,700,000	7,777,000	7,854,770	7,972,592	8,092,180
Interest earnings	500,000	300,000	300,000	300,000	300,000	300,000
Wastewater Fund transfer	3,500,000	2,000,000	3,700,000	2,000,000	3,000,000	2,000,000
Facility Renewal Fund	650,000	-	-	-	-	-
General Fund transfer	3,500,000	1,500,000	2,000,000	2,000,000	3,000,000	3,000,000
Capital Improvement Fee - water/wastewater fee	1,100,000	1,122,000	1,144,440	1,167,329	1,190,675	1,214,489
Water Fund	6,300,000	4,000,000	3,000,000	2,500,000	2,500,000	2,000,000
Civic Center Capital Fund		500,000	-	250,000	-	250,000
Community Development Block Grant Funds	358,082	300,000	300,000	300,000	300,000	300,000
LA - Video Poker revenue	525,000	525,000	525,000	525,000	525,000	525,000
LA Department of Transportation (LTAP Funding)	-	-	4,500,000	-	-	-
Federal Transit Administration	283,280	-	-	-	-	-
Transit Fund Balance	49,942	-	-	-	-	-
Parish Transportation Fund	-	500,000	500,000	-	500,000	500,000
Calcasieu Parish Police Jury	-	2,000,000	1,000,000	-	-	-
Donations and other miscellaneous revenue	100,000	-	-	-	-	-
Capital Project fund balance reserves	1,000,000	1,000,000	-	-	-	-
Loan Proceeds Department of Health & Hospitals	2,000,000	5,000,000	8,000,000	-	-	-
Bond Issue - Civic Center	5,000,000	-	-	-	-	-
Loan Proceeds-Dept Environment Quality loan	-	-	6,000,000	9,000,000	3,000,000	-
TOTAL	\$40,210,304	\$33,436,720	\$48,021,006	\$35,310,784	\$31,890,225	\$27,975,666

**CITY OF LAKE CHARLES
CAPITAL IMPROVEMENT PLAN
FY20-21 through FY24-25 Asphalt Overlay Projects**

CIP Category	Estimated Project Cost	Project	Limit One	Limit Two	Overlay	Road Base	Drainage
Ongoing Program - \$1,000,000							
Ongoing	\$1,000,000	Ongoing: Asphalt Overlay Program			x		
Ongoing	\$250,000	Preventive maintenance of asphalt streets			x		
Ongoing	\$493,200	Broad Street	East of 1-210	City Line	x		
Ongoing	\$296,000	Hodges Street	Clarence Street	12th Street	x		
Ongoing	\$220,000	Goos Boulevard	Knapp Street	Fitzenreiter Road	x	x	
Ongoing	\$160,000	N. Adams Street	Ray Street	Medora Street	x		
Ongoing	\$141,200	Riverridge Drive	Lisle Peters Road	Dead End	x	x	
Ongoing	\$140,000	Fournet Street	Enterprise Boulevard	N. Blake Street	x		
Ongoing	\$108,000	Franklin Street	Opelousas Street	N. Railroad Avenue	x		
Ongoing	\$104,000	N. Malcolm Street	Commercial Street	Geiffers Street	x		
Ongoing	\$92,400	Woodring Street	North Booker St	West to Dead End	x		
Ongoing	\$81,600	Lawrence Lane	Country Club Road (384)	Dead End	x		
Ongoing	\$81,600	Salene Road	Country Club Road (384)	Dead End	x		
Ongoing	\$78,240	N. Grace Street	Medora Street	S. to Dead End	x		
Ongoing	\$72,000	N. Lyons Street	Jackson Street	Opelousas Street	x		
Ongoing	\$70,000	N. Shattuck Street	Harless Street	North to Dead End	x		
Ongoing	\$56,000	Pear Street	Martha Street	Commercial Street	x		
Ongoing	\$55,000	Commercial Street	N. Lincoln Street	N. Malcolm Street	x		
Ongoing	\$52,320	A Miller Road	Country Club Road (384)	Dead End	x		
Ongoing	\$48,000	Geiffers Street	Malcolm Street	Lincoln Street	x		
Ongoing	\$48,000	Harless Street	N. Goos Boulevard	N. Shattuck Street	x		
Ongoing	\$48,000	Hagan Street	N. Shattuck Street	N. Goos Boulevard	x		
Ongoing	\$40,000	Highway Street	Highway 171/MLK	N. Grace Street	x		
Ongoing	\$36,400	Pear Street	Opelousas Street North	Dead End	x		
Ongoing	\$36,000	West Alley	N. Blake Street	Shattuck Street	x		
Ongoing	\$36,000	Channel Street	Junior Street	N. Booker Street	x		
Ongoing	\$36,000	East Street	Bilbo Street	Ryan Street	x		
Ongoing	\$36,000	N. Goos Boulevard	Opelousas Street	Fournet Street	x		
Ongoing	\$34,000	Adams Street	Geiffers Street	S. to Dead End	x		
Ongoing	\$30,000	Griffin Street	Prater Street	Pear Street	x		
Ongoing	\$30,000	Pear Street	Griffin Street	Woodring Street	x		
Ongoing	\$28,000	Adams Street	Woodring Street	Dead End	x		
Ongoing	\$28,000	Ruley Street	Hagan Street	North to Dead End	x		
Ongoing	\$26,000	Ray Street	Booker Street	N. Adams Street	x		
Ongoing	\$24,000	Coulee Street	Moss Street	Dead End	x		
Ongoing	\$8,000	N. Ford Street	Fournet Street	North 100 ft	x		
A	\$1,500,000	River Road - Phase 1	Ryan Street	Dead End	x		x
A	\$250,000	Plant B/C WW - overlay interior roads			x		
A	\$212,000	Commercial Street (2020 CDBG)	N. Prater Street	N. Lincoln Street	x		
A	\$256,000	N. Grace	Opelousas Street	N. and S. to Dead End	x		
A	\$120,000	N. Grace Street	Kinder Street	Poe Street	x		
A	\$120,000	Guinn Street (2020 CDBG)	N. Grace Street	Cathy Street	x		
A	\$100,000	Mary Street	Hwy 171	East to Dead End	x		
A	\$96,000	Pack Road	Old 171	Habibi Center	x		
A	\$86,000	Kinder Street	Hwy 171	East to Dead End	x		

Ongoing: Design, bid, or construction
A-1st or 2nd year
B-3rd to 5th year
C- 6th or later year
D-contingent or external funding

FY20-21 through FY24-25 Asphalt Overlay Projects

CIP Category	Estimated Project Cost	Project	Limit One	Limit Two	Overlay	Road Base	Drainage
A	\$84,000	Colfax Street	Hwy 171	East to Dead End	x		
A	\$84,000	Lynn Street	Hwy 171	East to Dead End	x		
A	\$68,880	Booker Street (2020 CDBG)	Ray Street	Harless Street	x		
A	\$60,000	Legendre Street	McNeese Street	Badger Street	x		
A	\$44,352	Bank Street (rebuild with concrete)	Bauer Street	Opelousas Street	x		
A	\$108,000	S. Prien Lake Road	Country Club Road	Dead End	x		
A	\$31,520	Orrin Street (2020 CDBG)	Harless Street	Knapp Street	x		
A	\$32,000	Mary Belle Williams parking lot			x		
A	\$16,000	Franklin Street	Gieffers Street	St. John Street	x		
B	\$805,000	Mill Street	Kirkman Street	Enterprise Boulevard	x		
B	\$320,760	Shellbeach Drive	Lake Street	Marine Street	x		
B	\$283,200	Central Parkway - East and West	University Drive	South to Dead Ends	x		
B	\$249,600	Mill Street	Enterprise Boulevard	Hodges Street	x		
B	\$208,000	Whispering Woods Drive and Lane	Dead Ends		x		
B	\$56,000	Sally Mae Street	Cessford Street	Commercial Street	x		
B	\$176,000	N. Franklin Street	Gieffers Street	N. Railroad Avenue	x		
B	\$172,500	Ford Street	Division Street	Drew Street	x		
B	\$21,600	Prater Street	Cline Street	Elder Street	x		
B	\$144,000	Pear Street	Commercial Street	Gieffers Street	x		
B	\$132,000	Riverside Drive	Shell Beach Drive	Sallier Street	x		
B	\$120,000	Fernwood Drive	Lisle Peters Road	Dead End	x		
B	\$92,820	Marine Street	Shell Beach Drive	Sallier Street	x		
B	\$72,000	S. Division Street	Kirkman Street	Bank Street	x		
B	\$64,320	9th Avenue	3rd Street North	Dead End	x		
B	\$64,320	Crockett Street	Highway 171	Ory Street	x		
B	\$55,000	Plant B/C WW - parking for employees			x		
B	\$54,000	Maynard Street	N. Cherry Street	N. Booker Street	x		
B	\$38,400	Belle Alee Lane	Hollyhill	Dead End	x		
B	\$32,000	Lucas Lane	Fernwood Drive	Dead End	x		
C	\$805,000	Ford Street	Division Street	Pryce Street	x		
C	\$680,000	Kirkman Street	Opelousas Street	7th Street	x		
C	\$100,386	Kirkman Street	Fournet Street	Dead End	x		
C	\$70,240	Booker Street	Opelousas Street	Jackson Street	x		
C	\$63,280	Opelousas Street	Bank Street	Kirkman Street	x		
C	\$48,720	N. Lincoln Street	Channel Street	Dead End	x		

Ongoing: Design, bid, or construction

A-1st or 2nd year

B-3rd to 5th year

C- 6th or later year

D-contingency or external funding

**CITY OF LAKE CHARLES
CAPITAL IMPROVEMENT PLAN
FY20-21 through FY24-25 Street and Road Improvement Projects**

CIP Category	Estimated Project Cost	Project	Limit One	Limit Two	Widen	New	Re-build	Asphalt	Drainage	Inter-section	Side-walks - Bikes	Signals	Overlay	Road Base	Drainage	Water Lines	Sewer Lines
Ongoing	\$100,000	Ongoing: Citywide misc. Intersection Improvements			x		x			x							
Ongoing	\$100,000	Ongoing: Misc. Bridge Replacements and Repairs					x										
Ongoing	\$75,000	Ongoing: Citywide striping - bike paths									x						
Ongoing	\$1,250,000	Ongoing: Citywide street striping															
Ongoing	\$250,000	Preventive maintenance of streets															
Ongoing	\$75,000	Upgrade Traffic Signal Sensor Systems															
Ongoing	\$19,537,176	W. Prien Lake Road (Parish Participation)	Cove Lane	Ihles Road	x				x							x	x
Ongoing	\$2,710,257	Sale Road	Rue Chan Ann	Prien Lake Road	x				x		x						
Ongoing	\$11,000,000	Sallier Street	Lake Street	Marine Street			x		x	x						x	x
Ongoing	\$2,000,000	Ryan Street at Sallier/12th Street	Intersection							x							
Ongoing	\$1,400,000	6th Avenue	6th Street	3rd Street			x		x								
Ongoing	\$1,000,000	New City golf course access road	McNeese Street	south to clubhouse													
Ongoing	\$750,000	2nd Street	6th Avenue	8th Avenue				x	x		x						
Ongoing	\$700,000	River Road - Phase 1	Ryan Street	West to End				x	x								
Ongoing	\$500,000	Sale Road at Ryan Street	Intersection				x			x	x						
Ongoing	\$425,000	Kirkman Street at Opelousas Street	Intersection				x			x							
Ongoing	\$420,000	Sally Mae Street	Medora Street	Dead End				x	x								
Ongoing	\$300,000	Repair Shattuck Street Overpass bridge															
A	\$4,200,000	Enterprise Boulevard - Phase 1	Broad Street	5th Street			x										
A	\$2,400,000	Kirkman Street Bridge Rebuild	Kirkman Street on Contraband Bayou														
A	\$1,000,000	City major corridor beautification program	Ryan, Broad, 14, Prien														
A	\$750,000	Install right-turn lane on Southpark Drive	McNeese Street		x												
A	\$500,000	Chennault Infrastructure Contribution															
A	\$450,000	W. Sale Road Bridge Rehabilitation	East Fork of Contraband Bayou														
A	\$350,000	Re-time all traffic signals in the city										x					
A	\$258,750	Division Street	Bank Street	Reid Street			x										
A	\$258,750	Clement Street	Bank Street	Louisiana Avenue			x										
A	\$175,000	Bauer Street @ Bank Street	Intersection							x							
A	\$150,000	Clooney Street	Louie Street	Rosalie Street			x		x								
A	\$100,000	Repair Kirkman Street crossing at RR Avenue															

FY20-21 through FY24-25 Street and Road Improvement Projects

CIP Category	Estimated Project Cost	Project	Limit One	Limit Two	Widen	New	Re-build	Asphalt	Drainage	Inter-section	Side-walks - Bikes	Signals	Overlay	Road Base	Drainage	Water Lines	Sewer Lines
B	\$8,372,000	Prien Lake Road	Kirkman Street	5th Avenue			x										
B	\$8,000,000	Sallier Street	Lake Street	Ryan Street			x		x		x						
B	\$6,000,000	Fitzenreiter Road widening	Highway 171	Goos Boulevard	x				x								
B	\$4,233,600	W. Prien Lake Road	Cove Lane	Nelson Road	x		x		x							x	x
B	\$3,300,000	Enterprise Boulevard - Phase 2	12th Street	8th Street			x										
B	\$2,600,000	Enterprise Boulevard - Phase 3	5th Street	8th Street			x										
B	\$2,500,000	Louisiana Avenue Bridge Rebuild	Louisiana Avenue on Contraband Bayou														
B	\$2,400,000	Barbe Street	Sallier Street	Shell Beach Drive			x		x				x		x		
B	\$2,400,000	Henderson Bayou Road Bridge Rebuild	Henderson Bayou Road on Henderson Bayou														
B	\$2,000,000	18th Street Bridge Rebuild	W. 18th Street														
B	\$1,750,000	Install traffic circle at E. Prien and Derek Drive															
B	\$1,647,459	12th Street	Ryan Street	1st Avenue			x	x									
B	\$1,516,275	Orchid Street	4th Avenue	7th Avenue			x										
B	\$1,000,000	N. Lyons Street	Jackson Street	St. Johns Street				x	x								
B	\$945,588	Sale Road	Lake Street	Common Street			x		x		x						
B	\$814,800	Commercial Street	Prater Street	Booker Street				x	x								
B	\$805,000	Mill Street	Kirkman Street	Hodges Street			x										
B	\$800,000	Opelousas Street	Kirkman Street	Bank Street			x		x								
B	\$765,063	1st Avenue	See Street	Dead End			x										
B	\$755,550	15th Street	5th Avenue	7th Avenue			x										
B	\$747,500	Kirkman Street	Opelousas Street	N. Railroad Avenue			x										
B	\$738,875	18th Street	4th Avenue	7th Avenue			x										
B	\$685,975	10th Street	Common Street	Bilbo			x		x								
B	\$508,875	Drew Street	Kirkman Street	Moss Street			x										
B	\$500,000	Opelousas Street @ Bank Street	Intersection							x							
B	\$500,000	Install right-turn lane on Sale Road at Nelson	Intersection														
B	\$500,000	Install left turn lane (WB) on Power Centre Parkway at Highway 14															
B	\$433,800	N. Grace Street	Medora Street	Poe Street				x	x								
B	\$431,250	Repair Bilbo Street	Transit Center	Kirby Street			x										
B	\$403,800	Commercial Street	Lincoln Street	N. Malcolm Street				x	x								
B	\$385,200	Sallier Street at Lake Street Intersection	Intersection		x					x							
B	\$364,420	Hagan Street	Highway 171/MLK	Graham Street				x	x								
B	\$349,200	Harless Street	Goos Blvd	Dead End				x	x								
B	\$325,000	Blackwell Street	N. Grace Street	Highway 171/MLK				x	x								

FY20-21 through FY24-25 Street and Road Improvement Projects

CIP Category	Estimated Project Cost	Project	Limit One	Limit Two	Widen	New	Re-build	Asphalt	Drainage	Inter-section	Side-walks - Bikes	Signals	Overlay	Road Base	Drainage	Water Lines	Sewer Lines
B	\$316,250	10th Street	Hodges Street	Bilbo Street			x										
B	\$258,400	7th Avenue	2nd Street	Dead End				x	x								
B	\$201,000	N. Adams Street	Moeling Street	Commercial Street				x	x								
B	\$200,000	Realign 1st Ave. at 12th Street	Intersection							x							
B	\$194,400	N. Adams Street	Opelousas Street	Dead End				x	x								
B	\$193,800	4th Street	Rosteet	Dead End				x	x								
B	\$150,000	Commercial Street	Enterprise Blvd	1st Avenue				x	x								
B	\$134,000	Ann St connection to I-10 service road	Intersection							x							
BD	\$40,000,000	Enterprise Boulevard (complete extension)	Katherine Street	Highway 171/MLK	x		x		x		x					x	x
BD	\$12,000,000	Ihles Road (Parish Participation)	Ihles Road	Country Club Road (384)	x				x							x	x
C	\$9,500,000	Goos Boulevard	Harless Street	Fitzenreiter Road		x					x					x	x
C	\$7,000,000	5th Avenue	McNeese Street	Prien Lake Road			x										
C	\$2,220,000	Fitzenreiter Road	MLK Highway	Dead End				x	x								
C	\$1,297,775	St. Mary Drive (Loop)	Shattuck	Shattuck			x		x								
C	\$1,200,000	Fitzenreiter Road	Highway 171/MLK East	Dead End				x	x				x				
C	\$1,200,000	River Road - Phase 2						x	x								
C	\$1,076,975	Common Street	Prien Lake	Alamo			x				x						
C	\$900,000	Ford Street	Pine Street	Division Street			x		x	x							
C	\$888,000	Guinn Street	N. Grace Street	Carney Street				x	x								
C	\$867,000	Woodard Street	N. Goos Blvd	Pear Street				x	x								
C	\$780,000	Griffin Street	Highway 171/MLK	N. Lincoln Street				x	x								
C	\$780,000	Hagan Street	Prater Street	Shattuck Street				x	x								
C	\$770,500	13 th Street	4th Avenue	5th Avenue			x										
C	\$765,000	Commercial Street	Booker Street	Lincoln Street				x	x								
C	\$690,000	Orrin Street	Opelousas Street south	Dead End			x		x								
C	\$649,200	N. Grace Street	Highway Street	Medora Street				x	x								
C	\$626,750	Winnie St.	Sallier St.	Louie St.			x										
C	\$613,200	N. Booker Street	Ray Street	Dead End				x	x								
C	\$603,000	N. Adams Street	Gieffers Street North	Dead End				x	x								
C	\$492,200	Ernest Street	Glen Street	W. 18th Street			x										
C	\$488,750	Legion Street	4th Avenue	Dead End													
C	\$474,375	13 th Street	2nd Avenue	3rd Avenue			x										
C	\$473,800	13 th Street	3rd Avenue	4th Avenue			x										
C	\$414,000	Courtney Street	North Goos Blvd	Prater Street				x	x								
C	\$414,000	Hagan Street	N. Goos Blvd	Prater Street				x	x								
C	\$336,000	Donateil Street	Cathy Street	West to Dead End				x	x								

FY20-21 through FY24-25 Street and Road Improvement Projects

CIP Category	Estimated Project Cost	Project	Limit One	Limit Two	Widen	New	Re-build	Asphalt	Drainage	Inter-section	Side-walks - Bikes	Signals	Overlay	Road Base	Drainage	Water Lines	Sewer Lines
C	\$330,000	9th Avenue	2nd Street	3rd Street				x	x								
C	\$307,800	Boston Alley	Broad Street	Mill Street			x	x									
C	\$300,000	Donateil Street	Cathy Street	East to Dead End				x	x								
C	\$247,200	Tasca Street	Guinn Street	Medora Street				x	x								
C	\$243,000	N. Adams Street	Gieffers Street South	Dead End				x	x								
C	\$189,750	6th Street	Ford Street	Kirkman Street			x										
C	\$189,000	Carney Street	Carney Street	onateil to Guinn Street				x	x								
CD	\$30,000,000	Country Club Road	Nelson Road	Lake Street	x				x		x					x	x
CD	\$30,000,000	Big Lake Rd	Country Club Road	Gauthier Road	x				x		x					x	x
CD	\$25,000,000	Country Club Road	Big Lake Road	Ihles Road	x				x		x					x	x
CD	\$16,000,000	Lake Street	Country Club Road	Ham Reid Road	x				x		x						x
CD	\$15,500,000	Enterprise Boulevard	Katherine Street	Goos Blvd		x					x					x	x
CD	\$15,500,000	Elliott Road	Country Club Road	Ham Reid Road	x				x		x						
CD	\$15,000,000	Country Club Road	Ihles Road	Weaver Road	x				x		x					x	x
CD	\$14,010,450	E. Prien Lake St.	Ryan St.	Hwy 14			x		x	x	x						
CD	\$10,000,000	W. Prien Lake Road Bridge	Contraband Bayou	Holly Hill Traffic Circle	x						x						
	\$1,440,000	Goos Boulevard	Knapp Street	Fitzenreiter Road				x	x								
	\$1,440,000	Commercial Street	North Jake Street	Prater Street				x	x								
	\$1,440,000	Mount Talbot Street	McNabb Street	Fruge Street				x	x								
	\$1,200,000	Fournet Street	Enterprise Boulevard	N. Blake Street				x	x								
	\$1,200,000	N. Grace Street	Opelousas Street (no	Dead End				x	x								
	\$1,200,000	Adams Street	Woodard Street	Knapp Street				x	x								
	\$1,050,000	South Pack Road	Old Highway 171	Dead End				x	x								
	\$1,020,000	Armstrong Street	Cline Street	Broad Street				x	x								
	\$960,000	Old Highway 171	MLK Highway	South Pack Road				x	x								
	\$960,000	Poplar Street	Sally Mae Street	Dead End				x	x								
	\$900,000	Guinn Street	N. Grace Street	Cathy Street				x	x								
	\$900,000	North Grace Street	Poe Street	Kinder Street				x	x								
	\$840,000	Junior Street	Knapp Street	Theriot Street				x	x								
	\$840,000	Cherry Street	Moeling Street	See Street				x	x								
	\$810,000	Hagan Street	Prater Street	Shattuck Street				x	x								
	\$780,000	Sally Mae Street	Gieffers Street	Commercial Street				x	x								
	\$780,000	Malcolm Street	Commercial Street	Geiffers Street				x	x								
	\$750,000	Mary Street	MLK Highway	Dead End				x	x								
	\$720,000	N. Grace Street	Opelousas Street (so	Dead End				x	x								
	\$720,000	North Booker Street	Theriot Street	Dead End				x	x								
	\$720,000	Woodard Street	Pear Street	Goos Boulevard				x	x								
	\$690,000	N. Grace Street	Highway Street	Medora Street				x	x								
	\$690,000	Mary Street	MLK Highway	Graham Street				x	x								

FY20-21 through FY24-25 Street and Road Improvement Projects

CIP Category	Estimated Project Cost	Project	Limit One	Limit Two	Widen	New	Re-build	Asphalt	Drainage	Inter-section	Side-walks - Bikes	Signals	Overlay	Road Base	Drainage	Water Lines	Sewer Lines
	\$690,000	Armstrong Street	Fruge Street	South Railroad Avenue				x	x								
	\$690,000	Crockett Street	MLK Highway	Ory Street				x	x								
	\$672,000	Holmes Street	South Railroad Avenue	Fruge Street				x	x								
	\$672,000	Blackwell Street	Sally Mae Street	Dead End				x	x								
	\$660,000	Kinder Street	MLK Highway	Dead End				x	x								
	\$660,000	Channel Street	Simmons Street	Junior Street				x	x								
	\$660,000	Conoco Street	MLK Highway	Ory Street				x	x								
	\$642,000	Lynn Street (change to asphalt only)	MLK Highway	Dead End				x	x								
	\$630,000	Brammer Lane	Opelousas Street	Dead End				x	x								
	\$630,000	Conoco Street	Old Highway 171	Dead End				x	x								
	\$630,000	Colfax Street	MLK Highway	Dead End				x	x								
	\$552,000	Church Street	Center Street	Armstrong Street				x	x								
	\$540,000	N. Lyons Street (school nearby)	Opelousas Street	Jackson Street				x	x								
	\$540,000	Poe Street	MLK Highway	Walker Street				x	x								
	\$540,000	Harless Street	Peara Street	North Booker Street				x	x								
	\$540,000	Malcolm Street	Hagan Street	Mary Street				x	x								
	\$498,000	North Lincoln Street	Griffin Street	Dead End				x	x								
	\$450,000	Walker Street	Poe Street	Medora Street				x	x								
	\$420,000	Hagan Street	MLK Highway	Dead End				x	x								
	\$420,000	Hagan Street	MLK Highway	Malcolm Street				x	x								
	\$420,000	Junior Street	Moeling Street	Katherine Street				x	x								
	\$420,000	Hagan Street	Prater Street	Dead End				x	x								
	\$420,000	South Railroad Avenue	Armstrong Street	Holmes Street				x	x								
	\$420,000	Courtney Street	Prater Street	Goos Boulevard				x	x								
	\$420,000	Woodard Street	Graham Street	Dead End				x	x								
	\$420,000	Dewey Street	North Lincoln Street	Dead End				x	x								
	\$420,000	Katherine Street	North Lincoln Street	Dead End				x	x								
	\$411,000	Poe Street	MLK Highway	Malcolm Street				x	x								
	\$396,000	Woodring Street	Simmons Street	North Booker Street				x	x								
	\$396,000	Hagan Street	Simmons Street	North Booker Street				x	x								
	\$390,000	Bryne Street	N. Grace Street	Dead End				x	x								
	\$330,000	Adams Street	Opelousas Street	Dead End				x	x								
	\$318,000	Wendell Street	Griffin Street	Dead End				x	x								
	\$300,000	Highway Street	MLK Highway	Dead End				x	x								
	\$300,000	Mayo Street	Griffin Street	Dead End				x	x								
	\$300,000	Wendell Street	Hagan Street	Poe Street				x	x								
	\$285,000	Orrin Street	Harless Street	Knapp Street				x	x								
	\$282,000	Griffin Street	MLK Highway	Simmons Street				x	x								
	\$270,000	Tasca Street	Guinn Street	Medora Street				x	x								
	\$240,000	Center Street	Belden Street	Church Street				x	x								
	\$222,000	Malcolm Street	Conoco Street	??				x	x								

FY20-21 through FY24-25 Street and Road Improvement Projects

CIP Category	Estimated Project Cost	Project	Limit One	Limit Two	Widen	New	Re-build	Asphalt	Drainage	Inter-section	Side-walks - Bikes	Signals	Overlay	Road Base	Drainage	Water Lines	Sewer Lines
	\$216,000	North Booker Street	Medora Street	Knapp Street				x	x								
	\$210,000	Carney Street	Guinn Street	Donateil Street				x	x								
	\$210,000	Adam Street	See Street	Channel Street				x	x								
	\$210,000	Ray Street	North Adams Street	North Booker Street				x	x								
	\$192,000	Simmons Street	Jackson Street	I-10				x	x								
	\$165,000	Jackson Street	Jake Street	Simmons Street				x	x								

CITY OF LAKE CHARLES
CAPITAL IMPROVEMENT PLAN
FY20-21 through FY24-25 Water and Wastewater Projects

CIP Category	Estimated Project Cost	Project	Limit One	Limit Two
Water Projects				
Ongoing	\$1,000,000	Ongoing: Citywide Water System Improvements		
Ongoing	\$21,202,000	SE - New 6.0 MGD Water Plant		
Ongoing	\$1,900,000	SW - Install new 2MM gallon ground storage tank		
Ongoing	\$6,000,000	SE - New 6.0 MGD Water Plant Distribution Lines		
Ongoing	\$1,900,000	SW: Overhaul filter backflush system		
Ongoing	\$1,640,000	McN - Sedimentation Basin and controls		
Ongoing	\$1,500,000	Center - Overhaul filter media beds		
Ongoing	\$1,000,000	Upgrade electrical cabinets at all water plants		
Ongoing	\$943,106	GW - Enlarge Transmission Lines Leaving Site		
Ongoing	\$650,000	SW - Chlorine Containment		
Ongoing	\$500,000	CH - Overhaul filter media beds		
Ongoing	\$500,000	Install security measures at all water plants		
A	\$2,230,000	CH - Sedimentation Basin and Filters		
A	\$1,000,000	McN - Overhaul filter media beds		
A	\$650,000	CH - Chlorine Containment		
A	\$450,000	GW - Demolition of abandoned clearwell and HSPS		
A	\$410,000	CenterW - Starter and Controls upgrade		
A	\$200,000	Upgrade Water Systems' SCADA System		
AD	\$250,000	Install water loop on W. Prien Lake Road	Burton Lane	Swanson Street
AD	\$400,000	Extend water to parish area along Big Lake Road, Lafanette, and Nelson		
B	\$750,000	SW - Replace water well		
B	\$11,550,000	CH - New 4 mgd plant		
B	\$10,000,000	Install electronic water meters		
B	\$2,000,000	McN - MCC/Pump and Cl2 buildings and chlorine containment		
B	\$1,500,000	Rebuild administration building		
B	\$1,500,000	Upgrade water service lines in Henry Heights area (Harvard, Center, Auburn)		
B	\$1,500,000	Upgrade water service lines in Enterprise area (9th, 10th, 11th: 1st Ave to Kirkman)		
B	\$1,000,000	McN - Replace original sedimentation tank system		
B	\$900,000	SW - Overhaul elevated storage tank		
B	\$780,000	GW - Replace transmission lines near HSPS and WTP		

Ongoing: Design, bid, or construction

A-1st or 2nd year

B-3rd to 5th year

C- 6th or later year

D-contingent/external funding

FY20-21 through FY24-25 Water and Wastewater Projects

B	\$750,000	CH - Install new water well		
B	\$650,000	GW - Chlorine Containment		
B	\$650,000	Center - Chlorine Containment		
B	\$450,000	GW - Install Generator		
B	\$400,000	GW - Install new Distribution office building and facilities		
B	\$350,000	Purchase Ryan Street property near GW water plant		
B	\$100,000	Upgrade flouride storage systems to eliminate corrosion		
B	\$60,000	CH - Remodel building		
B	\$60,000	Center - Remodel building		
C	\$10,220,000	Center - Build new 6 MM plant		
C	\$650,000	McN - Install Generator		
C	\$200,000	SW - Install ATS on generator and SCADA signal (2)		
Wastewater Projects				
Ongoing	\$1,000,000	Ongoing: Citywide sewer collection rehab		
Ongoing	\$1,000,000	Ongoing: Citywide wastewater system improvements		
Ongoing	\$19,250,000	Install Southern Loop WW extension		
Ongoing	\$4,000,000	University Place Basins: sewer line rehabs		
Ongoing	\$2,000,000	Basin A-3 rehab		
Ongoing	\$1,400,000	Esplanade LS: re-build/expand		
Ongoing	\$2,000,000	Basin A-7 rehab		
Ongoing	\$300,000	Enlarge Nelson Road LS forcemain	Ham Reid LS	30 inch force main
A	\$5,000,000	Reroute Chennault and Broad Street lift stations to Southern Loop		
A	\$3,500,000	WWTP A Influent wetwell and Pump Rehab		
A	\$2,500,000	Upgrade electrical systems at lift stations		
A	\$1,500,000	Reroute force main from Ryan Street to Front Street		
A	\$1,400,000	Line Holly Hill LS WW Line	Holly Hill LS	Holly Hill Traffic Circle
A	\$1,000,000	Install sewerage: along Country Club Road	Nelson Road	Prien Lake Road
A	\$1,000,000	Morganfield sewage extension		
A	\$2,000,000	Morganfield lift station upgrade		
A	\$900,000	Install sewerage in Lafanette Road area	Elliott Road	S. Prien Lake Road
A	\$500,000	Plant A - rebuild clarifier chain and flights		
A	\$500,000	Install sewerage in Westridge Subdivision		
A	\$500,000	Plant A - replace final clarifier wiers		
A	\$350,000	Move Sallier Street lift station		
A	\$250,000	Plant B/C - Install auger spreader system at belt presses		
A	\$190,000	Install sewerage: Salene, Lawrence, and A Miller roads		

Ongoing: Design, bid, or construction

A-1st or 2nd year

B-3rd to 5th year

C- 6th or later year

D-contingent or external funding

FY20-21 through FY24-25 Water and Wastewater Projects

AD	\$700,000	Install lift station system near Prien Lake and Heard Roads		
AD	\$500,000	Install sewerage lines on W. Prien Lake Road	Nelson Road	Burton Lane
B	\$40,000,000	Plant A - Rebuild and install new plant		
B	\$10,000,000	Plant A - Install circular clarifiers		
B	\$5,000,000	Oak Park area: sewer line rehab		
B	\$4,500,000	Plant D - Install coarse (bar) feed screens		
B	\$2,250,000	WWTP A Final Clarifier Upgrade		
B	\$1,500,000	St. Pat's area: sewer line rehab		
B	\$1,500,000	Plant D - redesign and build grit system		
B	\$1,340,000	Lake Street - Line sewerage trunk	College Street	18th Street
B	\$1,000,000	Install sewerage in Turnberry, Fairway Lane area		
B	\$660,000	18th Street - Line sewerage trunk	Lake Street	BC Treatment Plant
B	\$300,000	Install sewerage on Arvilla Lane		
B	\$250,000	Timberly Terrace sewerage improvements	Raintree Cove	Carriage Lane
B	\$250,000	Plant B/C - Install Equipment Storage Pole Barn		
BD	\$21,000,000	Plant D - Phase 2 to enlarge capacity to ease other plants		
BD	\$10,000,000	Install sewerage: along Red Davis Road	Highway 14	Common Street
C	\$20,000,000	Basins: A-1 through A-11, minus A-4 and A-3		
C	\$10,000,000	WWTP A Wet Weather storage tanks		
C	\$10,000,000	WWTP D Wet Weather storage tanks		
C	\$2,000,000	Sewage in District E	Where none exists	
C	\$1,750,000	Plant D - Install fine feed screens		
C	\$500,000	Extend sewerage: River Road housing	Ryan Street	Dead End
C	\$500,000	Plant B/C - Install second sludge thickener tank system		
C	\$275,000	Install sewerage in Kara Bay subdivision		
C	\$250,000	Extend sewerage to west end Lisle Peters		
Water/Wastewater Projects				
Ongoing	\$5,000,000	Water/wastewater extensions and loopings		
B	\$5,000,000	Extend water and sewerage to LNG area		
C	\$260,000	Adrienne Lane - Install water and sewerage		

Ongoing: Design, bid, or construction

A-1st or 2nd year

B-3rd to 5th year

C- 6th or later year

D-contingent external funding

CITY OF LAKE CHARLES
CAPITAL IMPROVEMENT PLAN
FY20-21 through FY24-25 Drainage Improvement Projects

CIP Category	Estimated Project Cost	Project	Limit One	Limit Two
Ongoing	\$1,000,000	Ongoing: Citywide misc. drainage improvements		
Ongoing	\$1,000,000	Ongoing: Citywide Ditch and Drainage Lateral Maintenance		
Ongoing	\$1,000,000	Ongoing: Detention Ponds, Drainage Initiatives		
Ongoing	\$1,000,000	Ongoing: Citywide CCTV work on stormwater drains		
Ongoing	\$1,400,000	4th Avenue - replace drainage lateral	1st Street	6th Street
Ongoing	\$433,000	Replace Kirkman Street drainage outfall	Kirkman/Opelousas Intersection	River
Ongoing	\$400,000	Oak Park Boulevard Lateral (2nd Avenue) - Repairs		
Ongoing	\$300,000	N. Division	Bank Street	Reid Street
Ongoing	\$300,000	3rd Avenue	S. of Oak Park Boulevard	
Ongoing	\$220,000	River Road drainage	Ryan Street west	
Ongoing	\$200,000	Hodges Street	Pine Street	Pryce Street
Ongoing	\$150,000	Pujo Street	Louisiana Avenue	Bank Street
A	\$1,500,000	Legendre Street Drainage Phase 3		
A	\$245,050	Enterprise Blvd Drainage - Phase 1	12th Street	15th Street
A	\$172,500	End of 1st Avenue off Mitchell Street		
A	\$600,000	Drainage project - Louisiana Avenue	McNeese Street	s. to dead end
AD	\$350,000	Install detention pond at Louisiana Avenue		
B	\$1,600,800	3rd Street	Rosteet Street	6th Avenue
B	\$1,250,000	Common Street	College Street	Prien Lake Road
B	\$473,800	Morgan & Shaw Street	Grein	8th Street
B	\$400,000	Opelousas Outfall	Jackson Street	Kirkman/Opelousas Intersection
B	\$371,800	Enterprise Blvd Drainage - Phase 2	16th Street	Alamo Street
B	\$350,000	Michael Debakey Drive at Griffith Coulee lateral crossing		
B	\$321,100	Enterprise Blvd Drainage - Phase 3	Alamo Street	Prien Lake Road
B	\$300,000	Goos Blvd and Mill Street	Intersection	
B	\$275,000	Improve drainage on River Lane	Timberly Drive	Raintree Cove
B	\$250,000	7th Avenue	2nd Street	Dead End
B	\$250,000	Improve drainage near Opelousas and Jake Streets	Opelousas Street Interchange	Jake Street
B	\$250,000	Improve drainage at Enterprise Boulevard and Mill Street		
B	\$200,000	Improve drainage at Ryan Street and I-210 ramps	Intersection	

Ongoing: Design, bid, or construction
A-1st or 2nd year
B-3rd to 5th year
C- 6th or later year
D-contingent on external funding

FY20-21 through FY24-25 Drainage Improvement Projects

CIP Category	Estimated Project Cost	Project	Limit One	Limit Two
BD	\$750,000	Repair Missouri-Pacific Lateral Erosion	Highway 14	Russell Street
C	Unknown	Lyon Street and Moeling Street		
C	Unknown	1st Avenue and Commercial Street		
C	Unknown	Moss Street and Church Street		
C	Unknown	Conoco Street (Eastside)		
C	Unknown	Johanna Street and 2nd Street		
C	Unknown	Broad Street and Enterprise Blvd (SE Corner)		
C	Unknown	Chandler Street and Mill Street		
C	Unknown	Enterprise Blvd and Division Street		
C	Unknown	16th Street (Dead End)		
C	Unknown	6th Avenue and Evelyn Street		
C	Unknown	St. Anthony Street and Barbe Street		
C	Unknown	Penn Street (Dead End)		
C	Unknown	Barbe Street and Norben Drive		
C	Unknown	Alamo Street and Kirkman Street		
C	Unknown	Benoit Road and S. Prien Lake Road		
C	Unknown	Mary Ann and Sale Road		
C	\$2,357,500	3rd Avenue and 2nd Street - 11th Street		
C	\$1,000,000	Foster Street	Michael Debakey Drive	Shell Beach Drive
C	\$500,000	Louisiana Avenue	McNeese Street	Dead End

Ongoing: Design, bid, or construction

A-1st or 2nd year

B-3rd to 5th year

C- 6th or later year

D-contingent or external funding

CITY OF LAKE CHARLES
CAPITAL IMPROVEMENT PLAN
FY20-21 through FY24-25 Downtown and Lakefront Projects

CIP Category	Estimated Project Cost	Project	Limit One	Limit Two
Civic Center Area Projects				
Ongoing	\$5,000,000	Civic Center Plaza and Boardwalk Extension		
Ongoing	\$1,500,000	Ongoing: Civic Center facility and grounds improvements		
Ongoing	\$440,000	Replace Rosa Hart Theatre rigging systems and fire curtain		
A	\$125,000	Repair Rosa Hart Theater smoke exhausts		
B	\$250,000	Upgrade Rosa Hart Theatre lighting to LED		
C	\$20,000,000	Parking Garage for the DT/Civic Center area		
C	\$3,500,000	Bord du Lac Park Amphitheatre		
C	\$500,000	Civic Center Eastside Entrance - lighting, landscaping, fountain upgrade, irrigation		
Road and Pedestrian Projects				
B	\$2,200,000	Lakeshore Drive Calming (Phase 2): Beautification - medians, turn lanes, lights	Clarence Street	Broad Street
B	\$3,300,000	Civic Center Westside Festival Plaza -Bord du Lac Blvd.		
B	\$100,000	Gill Street	Ryan Street	Lakeshore Drive
C	\$2,500,000	Pine St. and Pryce St. connector including storm drainage	Veteran's Memorial	Lakefront
C	\$1,500,000	East Civic Center Dr. - connector	Lakeshore Drive	Bord du Lac
C	\$1,500,000	North Civic Center Dr. - connector	Lakeshore Drive	Bord du Lac
C	\$1,500,000	Tract One A: South Civic Center Dr./ Kirby St. connector	Kirby Street	Civic Center
C	\$1,500,000	North Bord du Lac Dr. reconfigure		
Other Downtown/Lakefront Projects				
Ongoing	\$2,500,000	Lakefront/Downtown Improvements		
Ongoing	\$250,000	Ongoing: Beautification of Interstate Exchanges	Cove Lane, Holly Hill, I-10 Ryan St off-ramp	
Ongoing	\$3,500,000	Port Wonder		
A	\$300,000	Econ. Dev. - I-10 Corridor		
A	\$300,000	Econ. Dev. - Enterprise Boulevard		
A	\$100,000	Econ. Dev. - Lakefront District (Hotel Tax)		
A	\$75,000	Landscaping - Hwy 171 entrance into LC		
A	\$60,000	Landscaping - State at University streets		
B	\$2,000,000	Additional Downtown Streetscaping Projects		

Ongoing: Design, bid, or construction
A-1st or 2nd year
B-3rd to 5th year
C- 6th or later year
D-contingent or external funding

FY20-21 through FY24-25 Downtown and Lakefront Projects

CIP Category	Estimated Project Cost	Project	Limit One	Limit Two
B	\$1,000,000	Pinnacle Site Work		
B	\$200,000	Christmas lighting for Downtown		
BD	\$400,000	Community Incubator in NLC		
C	\$20,000,000	Harbor/Marina		
C	\$1,250,000	Pithon Coulee Walking Trail	Common Street	Ryan Street

Ongoing: Design, bid, or construction
 A-1st or 2nd year
 B-3rd to 5th year
 C- 6th or later year
 D-contingent ~~262~~ external funding

CITY OF LAKE CHARLES
CAPITAL IMPROVEMENT PLAN
FY20-21 through FY24-25 Pedestrian Projects

CIP Category	Estimated Project Cost	Project	Limit One	Limit Two	CS - CDBG
Trail Projects					
Ongoing	\$500,000	1st Avenue Trail (Phase 3)	Broad Street north	10 Service Road	
B	\$2,000,000	Pedestrian & Bike Trail - Phase 2 Citywide			
Sidewalk Projects					
Ongoing	\$1,200,000	Ongoing: Sidewalks new construction - citywide			
Ongoing	\$400,000	Ongoing: Sidewalk repairs - citywide			
Ongoing	\$50,000	Ongoing: Install, restripe street pedestrian crossings			
Ongoing	\$350,000	Safe Routes Program	Barbe Elementary		
Ongoing	\$283,642	Lisle Peters Rd.	Big Lake Rd	E. Saint Charles	
Ongoing	\$250,000	E. McNeese Street (North Side)	Corbina Road	Lake Crest Blvd	
Ongoing	\$241,626	1st Ave. West Side	12th St	E. Prien Lake	
Ongoing	\$241,617	Weaver Rd. West Side	McNeese St	Country Club Rd	
Ongoing	\$196,470	Sale Road	Lake Street	Ryan Street	
Ongoing	\$124,425	Canal Street	Sale Road	W. McNeese Street	
Ongoing	\$111,749	W. Sale Rd South Side	W. Prien	Existing Sidewalk	
Ongoing	\$102,639	W. Sale Rd North Side	W. Prien	Existing Sidewalk	
Ongoing	\$75,000	Bilbo Street	Clarence Street	Kirby Street	
Ongoing	\$54,000	Oregon Street (both sides)	Texas Street	1st Avenue	
Ongoing	\$58,950	Madeline St South Side	Common Street	Kirkman Street	
Ongoing	\$46,712	Illinois St. South Side	Brentwood	Walton	
Ongoing	\$45,000	Nelson Road (west side)	McNeese south	Apartment Complex	
Ongoing	\$22,947	Fruge St. South Side	Malcolm St	Hwy 14	
A	\$321,480	Kirkman St West Side	Prien Lake Road	Walters Street	
A	\$121,500	Power Center Parkway	5th Avenue	Highway 14	
A	\$65,295	Mt Talbot St South Side	McNabb St	Ball Fields	
B	\$529,403	Lisle Peters Road	E. Saint Charles	Riverview Lane	
B	\$308,595	Lake Street	Country Club Road South (east side)	South to City Limits	
B	\$150,000	Bilbo Street	Broad Street	Belden Street	
B	\$135,000	Rebuild sidewalks as necessary on Broad Street	Enterprise Blvd	Highway 14	
B	\$81,000	Nelson Road	Evergreen Apts	Country Club Road	
B	\$31,500	Sidewalk Extension	Anita Drive	6th Street	
B	\$20,389	University Dr. West Side	McNeese St	Existing Sidewalk	
B	\$20,025	Pear St. East Side	Knapp St	Harless	
B	\$13,578	VE Washington Ave West Side	I-10 Service Road	Belden St	
BD	\$54,000	Rock trail south of Crest Subdivision	Corbina Road	E. appox. 1200 feet	
C	\$1,155,582	Country Club Rd. North Side	Jefferson Dr.	Big Lake Rd	
C	\$600,000	Lisle Peters Road sidewalks - Phase 2	E. St. Charles	west to end of road	

Ongoing: Design, bid, or construction
A-1st or 2nd year
B-3rd to 5th year
C- 6th or later year
D-contingent or external funding

FY20-21 through FY24-25 Pedestrian Projects

CIP Category	Estimated Project Cost	Project	Limit One	Limit Two	CS - CDBG
C	\$556,250	Nelson Rd. West Side	W. Prien	Country Club Rd	
C	\$339,153	5th Ave West Side	College St	E. McNeese	
C	\$317,847	E McNeese St. North Side	Gerstner Memorial Dr	Existing Sidewalk	
C	\$317,340	W. Prien Lake Rd. South Side 2	Lake St	Nelson Rd	
C	\$313,558	W. Prien Lake Rd South Side	Nelson Rd	W. Prien Lake	
C	\$312,125	W. McNeese St. North Side 3	Lake St	Ryan St	
C	\$281,880	Kirkman St East Side	Prien Lake	Madeline St	
C	\$274,800	Gerstner Memorial Dr East Side 2	E. Prien	McNeese Farm	
C	\$270,540	Hwy 14 West Side 2	Rail Road Tracks	Taylor	
C	\$267,440	Common St. West Side	Clarence St	17th St	
C	\$241,827	Weaver Rd. East Side	McNeese Street	Country Club Rd	
C	\$255,805	W. McNeese St South Side 4	Lake St	Ryan St	
C	\$254,940	Prien Lake Rd. North Side	Lake St	Ryan St	
C	\$244,909	Ihles Rd. East Side	W. Sale	Country Club Rd	
C	\$241,277	1st Ave. East Side	12th St	E. Prien Lake	
C	\$237,600	1st Ave. East Side 2	Broad St	12th Street	
C	\$235,753	W. Prien Lake Rd. East Side	W. Prien	W. Sale Rd	
C	\$232,076	Hwy 14 West Side	Coolidge	McNeese St	
C	\$226,695	Common St. East Side	6th St	17th St	
C	\$196,470	W. Sale Rd. North Side 2	Lake St	Ryan St	
C	\$186,647	W. Sallier St. North Side	Lake St	Ryan St	
C	\$179,746	Gerstner Memorial Dr. West Side	Broad St	Existing Sidewalk	
C	\$177,191	Burton Ln. East Side	W. Prien	W. Sale Rd	
C	\$176,967	Burton Ln. West Side	W. Prien	W. Sale Rd	
C	\$172,821	Bank St. West Side	Gulf St	12th Street	
C	\$172,341	Bank St. East Side	Gulf St	12th Street	
C	\$165,240	E Prien Lake Rd North Side 4	5th Ave	Hwy 14	
C	\$155,220	E Prien Lake Rd North Side 3	Buston	2nd Ave	
C	\$145,319	University Dr South Side	Lake St	Jefferson Dr	
C	\$134,595	Jackson St South Side	N. Bank	N. Ryan	
C	\$129,076	E. Sallier St. North Side	Ryan St	Kirkman St	
C	\$126,459	W. McNeese St. North 2	Eileen St	Nelson Rd	
C	\$126,000	N. Booker St. East Side	Moeling St.	Knapp St	
C	\$121,500	Winterhalter St. South Side	S. Shattuck St	Albert	
C	\$119,351	N. Simmons St. East Side 2	Medora St.	Fitzenreiter	
C	\$118,860	15th St. South Side	Hodges St	Bank St	
C	\$118,684	15th St. North Side	Hodges St	Bank St	
C	\$118,074	3rd St. South Side 2	6th Ave	Gerstner Memorial	
C	\$117,847	3rd St. North Side	6th Ave	Gerstner Memorial	
C	\$117,465	N. Simmons St. East Side	Moeling	Opelousas	
C	\$117,316	N. Simmons St. West Side	Moeling	Opelousas	
C	\$117,000	Nelson Rd - north	Prien Lake Road	Contraband Bayou	

Ongoing: Design, bid, or construction

A-1st or 2nd year

B-3rd to 5th year

C- 6th or later year

D-contingent or external funding

FY20-21 through FY24-25 Pedestrian Projects

CIP Category	Estimated Project Cost	Project	Limit One	Limit Two	CS - CDBG
C	\$115,466	Gerstner Memorial Dr. East Side	Broad St	4th St	
C	\$113,101	3rd St. South Side	Enterprise Blvd	3rd Ave	
C	\$106,423	13th St. North Side	Enterprise Blvd	Moss St	
C	\$106,322	13th St South Side	Moss	Enterprise Blvd	
C	\$99,120	S Shattuck St East Side	Belden St	Carter St	
C	\$96,165	Fournet St North Side	N. Enterprise Blvd	N. Shattuck	
C	\$92,820	Cypress St West Side	Louie St	18th St	
C	\$92,820	Cypress St East Side	Louie St	18th St	
C	\$92,820	Kirkman St West Side 2	Gayle	McCall St	
C	\$85,255	N. Blake St. East Side	Moeling St	Gieffers	
C	\$81,756	E. McNeese St South Side	Ryan St	Common St	
C	\$75,600	2nd St South Side	Enterprise Blvd	2nd Ave	
C	\$73,934	Broad St. South Side	1st Ave	Louisiana Ave	
C	\$72,780	Kirkman St East Side 2	Walters	McCall St	
C	\$66,050	Nelson Rd. East Side	W. Prien	W. Prien Lake	
C	\$63,423	18th St. South Side	Ryan St	Common St	
C	\$63,277	18th St. North Side	Ryan St	Common St	
C	\$62,368	Moss St. West Side	12th St	15th Street	
C	\$62,274	W. LaGrange St. North Side	Lake St	Creole St	
C	\$62,271	Moss St. East Side	12th St	15th Street	
C	\$60,660	N. Blake St. West Side	Commercial St	Gieffers	
C	\$60,300	Evans St South Side	S Shattuck St.	Prater St	
C	\$59,265	Katherine St South Side	N Prater St	N. Booker	
C	\$58,500	Azalea St South	Kirkman St to Existing Sidev	Louisiana Ave	
C	\$58,268	Medora St. North Side	N. Prater St.	N. Booker	
C	\$57,956	N. Goos Blvd. East Side	Courtney St	Existing Sidewalk	
C	\$56,241	6th Ave. East Side 2	Legion St	12th Street	
C	\$56,070	3rd St South Side 3	Gerstner Memorial Dr	McNabb St	
C	\$53,150	12th St. North Side 2	Gerstner Memorial Dr	Russell St	
C	\$51,317	12th St. South Side	Gerstner Memorial Dr	Russell St	
C	\$48,953	Creole St. East Side	W. College	Julius St	
C	\$47,618	6th Ave. East Side	6th St	9th St	
C	\$47,221	Fitzenreiter Rd South Side	N. Lincoln	Hwy 171	
C	\$46,350	Griffin St South Side	N. MLK Hwy	Sally Mae	
C	\$45,300	Hazel St West Side	W. 18th St	Penn St	
C	\$45,300	Hazel St East Side	W. 18th St	Penn St	
C	\$43,980	14th St North Side	Bank St	Enterprise Blvd	
C	\$43,787	14th St South Side	Bank St	Enterprise Blvd	
C	\$42,882	E. Sallier St. North Side 2	Bank St	Enterprise Blvd	
C	\$41,811	12th St. North Side	1st Ave	2nd Ave	
C	\$41,700	E Prien Lake Rd North Side 2	Kirkman St.	Existing Sidewalk	
C	\$35,902	6th St South Side	Bank St	Enterprise Blvd	
C	\$35,505	Overhill Dr North Side	Central Pkwy	Existing Sidewalk	

Ongoing: Design, bid, or construction

A-1st or 2nd year

B-3rd to 5th year

C- 6th or later year

D-contingent or external funding

FY20-21 through FY24-25 Pedestrian Projects

CIP Category	Estimated Project Cost	Project	Limit One	Limit Two	CS - CDBG
C	\$35,505	Overhill Dr South Side	Central Pkwy	Existing Sidewalk	
C	\$33,570	Cline St South Side	Holmes St	S MLK Hwy	
C	\$30,825	Jefferson Dr North Side	Existing Sidewalk to Nelson	University Dr	
C	\$29,102	6th St. North Side 2	5th Ave	6th Ave	
C	\$28,980	Louisiana Ave West Side	Division St	Clements St	
C	\$28,466	Courtney St. South Side	N. Goos Blvd	N. Prater	
C	\$26,775	Woodring St North Side	N Booker St	N. Simmons	
C	\$26,775	Woodring St South Side	N Booker St	N. Simmons	
C	\$26,730	N. Ryan St East Side	S Railroad Ave	Jackon	
C	\$26,010	N. Shattuck St. East Side	Moeling St.	Martha	
C	\$19,314	6th St North Side	Bank St	Louisiana Ave	
C	\$19,305	Church St. North	Ford St	Kirkman	
C	\$18,900	Division St South Side	Bank St	Louisiana Ave	
C	\$17,767	Pine St. South Side	Bank St	Louisiana Ave	
C	\$16,811	Enterprise Blvd. East	Broad St	Existing Sidewalk	
C	\$14,524	4th St. South Side	Louisiana Ave	Enterprise Blvd	
C	\$12,243	Broad St. North Side	VE Washington	1st Ave	
C	\$11,467	Enterprise Blvd. West Side 2	Broad St	Existing Sidewalk	
C	\$9,429	Broad St. North Side 2	S Lyon	Existing Sidewalk	
C	\$9,029	I-10 Srv. Rd North	Belden St	Albert	
C	\$8,328	5th St. South Side	Louisiana Ave	Existing Sidewalk	
C	\$3,737	Connecting Pedestrian Path	N. Shattuck	Fournet	

Ongoing: Design, bid, or construction

A-1st or 2nd year

B-3rd to 5th year

C- 6th or later year

D-contingent or external funding

CITY OF LAKE CHARLES
CAPITAL IMPROVEMENT PLAN
FY20-21 through FY24-25 Recreation Projects

CIP Category	Estimated Project Cost	Project	Limit One	Limit Two
Ongoing	\$450,000	Ongoing: Recreation facility renovations & improvements		
Ongoing	\$2,000,000	Install club house, cart barn, road, parking lot at Mallard Cove		
Ongoing	\$500,000	Nellie Lutcher District Linear Park (CDBG 2019)	Enterprise Boulevard @ S. Division Street	
Ongoing	\$200,000	Partners in Parks		
A	\$200,000	Storage facility/ maintenance barn on Goodman Road		
A	\$120,000	North Beach - Repair Restrooms		
AD	\$300,000	New park near Anita Drive, partner with Ward 3 and Housing Authority		
B	\$950,000	North Beach Improvements		
B	\$500,000	New park for SW LC		
B	\$400,000	Henry Heights - Lighting, concession, restrooms		
B	\$150,000	College Oaks - Renovate concession		
B	\$100,000	Goosport Center - Install parking		
B	\$75,000	General Moore Park - Install new restrooms		

FY20-21 through FY24-25 Bike Path Projects

CIP Category	Estimated Project Cost	Project	Limit One	Limit Two
A	\$10,000	Install bike lanes on Mill Street	Veteran's Memorial Dr	Highway 171/MLK
B	\$300,000	Install bike lanes on 7th Street	Ryan Street	4th Avenue
B	\$50,000	Install bike lanes on Kirby Street	Ryan Street	Louisiana Avenue
B	\$10,000	Install bike lanes on 18th Street	Common Street	Highway 14
B	\$5,000	Install bike lanes on Hodges Street	Alamo Street	Belden Street
B	\$5,000	Install bike lanes on 11th Street	Ryan Street	4th Avenue

FY20-20 through FY24-25 City Building Projects

CIP Category	Estimated Project Cost	Project	Limit One	Limit Two
Ongoing	\$150,000	Misc. City Hall Improvements		
Ongoing	\$1,000,000	Ongoing City technology upgrades		
Ongoing	\$750,000	Historic City Hall waterproofing/repairs		
Ongoing	\$500,000	Repair Central School roof, seal exterior		

Ongoing: Design, bid, or construction
A-1st or 2nd year
B-3rd to 5th year
C- 6th or later year
D-contingent or external funding

A	\$200,000	Storage facility/ maintenance barn on Goodman Road		
Ongoing	\$100,000	Transit Passenger Shelters		
A	\$625,000	Upgrade Central School HVAC system		
A	\$350,000	Concrete Transit Storage Building access drives		
A	\$150,000	Transit Surveillance and Security Equipment		
B	\$3,200,000	Public Works complex improvements		
B	\$700,000	Waterproof City Hall		
B	\$600,000	Replace City Hall Elevators		
B	\$300,000	Citywide Alarm System Improvements		
C	\$15,000,000	New City Hall		

FY20-20 through FY24-25 Fire Protection Projects

CIP Category	Estimated Project Cost	Project	Limit One	Limit Two
Ongoing	\$1,000,000	Misc. Fire Station Improvements		
Ongoing	\$1,000,000	Ongoing: Fire equipment purchases		
A	\$750,000	Fire Station Expansion - Enterprise Blvd		
AD	\$2,250,000	Fire Station - Ham Reid Road		
B	\$2,250,000	Fire Station - Morganfield		
C	\$2,250,000	Firestation - Southpark area		
C	\$2,500,000	Firestation - NLC + Land		

Ongoing: Design, bid, or construction

A-1st or 2nd year

B-3rd to 5th year

C- 6th or later year

D-contingent or external funding

CITY OF LAKE CHARLES
CAPITAL IMPROVEMENT PLAN
FY20-21 through FY24-25 Major Projects

CIP Category	Estimated Project Cost	Project	Limit One	Limit Two
> \$5 Million CIP Long-term Projects (Previously Listed)				
B	\$40,000,000	(Wastewater) Plant A - Rebuild and install new plant		
BD	\$40,000,000	(Street) Enterprise Boulevard (complete extension)	Katherine Street	Highway 171/MLK
CD	\$30,000,000	(Street) Country Club Road	Nelson Road	Lake Street
CD	\$30,000,000	(Street) Big Lake Rd	Country Club Road	Gauthier Road
CD	\$25,000,000	(Street) Country Club Road	Big Lake Road	Ihles Road
Ongoing	\$21,202,000	(Water) SE - New 6.0 MGD Water Plant		
BD	\$21,000,000	(Wastewater) Plant D - Phase 2 to enlarge capacity to ease other plants		
C	\$20,000,000	(Wastewater) Basins: A-1 through A-11, minus A-4 and A-3		
C	\$20,000,000	(Lakefront) Harbor/Marina		
C	\$20,000,000	(Civic Center) Parking Garage for the DT/Civic Center area		
Ongoing	\$19,537,176	W. Prien Lake Road (Parish Participation)	Cove Lane	Ihles Road
Ongoing	\$19,250,000	(Wastewater) Install Southern Loop WW extension		
CD	\$16,000,000	(Street) Lake Street	Country Club Road	Ham Reid Road
CD	\$15,500,000	(Street) Enterprise Boulevard	Katherine Street	Goos Blvd
CD	\$15,500,000	(Street) Elliott Road	Country Club Road	Ham Reid Road
CD	\$15,000,000	(Street) Country Club Road	Ihles Road	Weaver Road
C	\$15,000,000	(Public Works) New City Hall		
CD	\$14,010,450	(Street) E. Prien Lake St.	Ryan St.	Hwy 14
BD	\$12,000,000	(Street) Ihles Road (Parish Participation)	Ihles Road	Country Club Road (384)
B	\$11,550,000	(Water) CH - New 4 mgd plant		
Ongoing	\$11,000,000	Sallier Street	Lake Street	Marine Street
C	\$10,220,000	(Water) Center - Build new 6 MM plant		
CD	\$10,000,000	(Street) W. Prien Lake Road Bridge	Contraband Bayou	Holly Hill Traffic Circle
BD	\$10,000,000	(Wastewater) Install sewerage: along Red Davis Road	Highway 14	Common Street
C	\$10,000,000	(Wastewater) WWTP A Wet Weather storage tanks		
C	\$10,000,000	(Wastewater) WWTP D Wet Weather storage tanks		
B	\$10,000,000	(Wastewater) Plant A - Install circular clarifiers		
B	\$10,000,000	(Water) Install electronic water meters		
C	\$9,500,000	(Street) Goos Boulevard	Harless Street	Fitzenreiter Road

Ongoing: Design, bid, or construction

A-1st or 2nd year

B-3rd to 5th year

C- 6th or later year

D-contingent on external funding

FY20-21 through FY24-25 Major Projects

B	\$8,372,000	(Street) Prien Lake Road	Kirkman Street	5th Avenue
B	\$8,000,000	(Street) Sallier Street	Lake Street	Ryan Street
C	\$7,000,000	(Street) 5th Avenue	McNeese Street	Prien Lake Road
Ongoing	\$6,000,000	(Water) SE - New 6.0 MGD Water Plant Distribution Lines		
B	\$6,000,000	(Street) Fitzenreiter Road widening	Highway 171	Goos Boulevard
Ongoing	\$5,000,000	(Lakefront) Civic Center Plaza and Boardwalk Extension		
B	\$5,000,000	(Wastewater) Oak Park area: sewer line rehab		
BD	\$5,000,000	(Water, Wastewater) Extend utilities to serve Chennault mega-sites		
Ongoing	\$5,000,000	(Water, Wastewater) Extensions and loopings		
C	\$5,000,000	(Water, Wastewater) Extend water and sewerage to LNG area		
A	\$5,000,000	(Wastewater) Reroute Chennault and Broad Street lift stations to Southern Loop		

Ongoing: Design, bid, or construction

A-1st or 2nd year

B-3rd to 5th year

C- 6th or later year

D-contingent or external funding

EXHIBITS

DEPARTMENTAL CAPITAL OUTLAY SUMMARY

**SUMMARY OF BUDGETED PERSONNEL AND
POSITION TOTALS**

GLOSSARY OF TERMS

**CITY OF LAKE CHARLES
FISCAL YEAR 2020 – 2021 ANNUAL BUDGET**

DEPARTMENTAL CAPITAL OUTLAY SUMMARY

The Department Capital Outlay Summary is the list of vehicle and equipment purchases that were approved for the fiscal year. It also lists major repairs and improvements that are smaller in nature and do not meet the threshold to be considered a capital project. These funds are included in the operating budget of the department, division or fund as listed in the summary.

All items on this list have been specifically justified in writing during the budget process. Rolling stock must identify if it is a new piece of equipment or a replacement. If a replacement, the unit number, age, mileage and other pertinent information is required. This list is used during the year to verify prior to purchasing.

IMPACT OF DEPARTMENTAL CAPITAL OUTLAY ON OPERATING BUDGET

As part of the annual budget process, each department is required to submit a list of needed capital equipment acquisitions (items in excess of \$5,000) and major repairs and improvements for facilities.

Vehicles and equipment purchases must indicate if the item is an additional item or the replacement of existing equipment. If it is an addition, justification is required along with a cost estimate. If it is a replacement, the unit number, age of the unit and the current mileage must be provided along with the justification. Nearly all equipment and vehicles are replacements of older units rather than an increase to the current fleet. When vehicles are not replaced timely within their useful life, maintenance cost can become cost prohibitive.

The City operates a Vehicle Maintenance Garage that is a separate division which is budgeted in the General Fund Public Works Department. Charges are allocated on a monthly basis to the various city departments for the cost of automotive supplies. Costs that are incurred for automotive maintenance that is done by outside vendors are charged directly to the department when the cost is incurred. A Cost Allocation Plan is done annually, and the indirect costs that are identified for this service are charged to the various funds, primarily the Enterprise Funds.

In the adopted fiscal year 2019 budget, the Finance Department and the Vehicle Maintenance Division collaborated to update the City's existing vehicle replacement plan. The objective of this plan was to reduce, over time, the average age and mileage of the City's fleet of vehicles; which will ultimately increase fuel efficiency, reduce maintenance costs and increase resale values. This replacement plan has been carried into the proposed budget.

The City entered into an agreement in 2012 with the Calcasieu Parish Sheriff's Office that provides for the maintenance of the Police Department's fleet. The City reimburses the Sheriff's Office for the cost of parts and pays an annual amount of \$66,448 for the cost of a mechanic.

**CITY OF LAKE CHARLES
FISCAL YEAR 2020-2021 ANNUAL BUDGET**

DEPARTMENTAL CAPITAL OUTLAY SUMMARY

	Budgeted Amount
GENERAL FUND	
<u>FIRE DEPARTMENT</u>	
1 3/4 Ton 4 Door Crew Cab Pickup Truck	\$ 32,000
North Lake Charles Fire Station Upgrades	100,000
Self-Contained Breathing Apparatus Equipment	1,200,000
Total Fire Department	1,332,000
 <u>POLICE DEPARTMENT</u>	
8 Full-Size Sport Utility Vehicle (Pursuit)	264,000
7 Full-Size Sedan (Pursuit)	182,000
2 Full-Size Sedan (Non-pursuit)	46,000
1 1/2 Ton Pickup Truck	25,000
1 Motorcycle	17,500
Replace Filing System in Records	25,000
New Portable Radios	153,000
Replace Roof at SWAT Building	25,000
Replace A/C Coils at Central Police Station	35,000
Total Police Department	772,500
 <u>PUBLIC WORKS</u>	
<u>GENERAL FUND DIVISIONS</u>	
Administration:	
Move/Install new server for security cameras	40,000
Total Administration	40,000
 Streets:	
1 1/2 Ton Regular Cab Pickup Truck	24,250
1 27' Trailer	24,000
Total Streets	48,250
 Trash Collection:	
1 32 Yard Rear End Loader Truck	181,200
Repairs to Incinerator Roof	260,000
Total Solid Waste-Trash	441,200
 Solid Waste-General:	
1 30 Yard Side Loader Truck	226,650
Total Solid Waste-General	226,650
 Vehicle Maintenance:	
GPS Tracking System	75,000
Total Vehicle Maintenance	75,000

CITY OF LAKE CHARLES
FISCAL YEAR 2020-2021 ANNUAL BUDGET

DEPARTMENTAL CAPITAL OUTLAY SUMMARY

	<u>Budgeted Amount</u>
Communication and Traffic:	
Traffic System Updates	\$ 300,000
Replace Signal Cabinets	23,000
Total Communication and Traffic	<u>323,000</u>
Grounds Maintenance:	
3 Zero Turn Radius Mower	39,000
1 Mechanical Sweeper (4 wheel)	283,000
Total Grounds Maintenance	<u>322,000</u>
Total Public Works	<u>1,476,100</u>
 <u>PLANNING AND DEVELOPMENT</u>	
Permit Center:	
2 Small Sport Utility Vehicle	46,000
Total Planning and Development	<u>46,000</u>
 TOTAL GENERAL FUND	 <u>3,626,600</u>

**CITY OF LAKE CHARLES
FISCAL YEAR 2020-2021 ANNUAL BUDGET**

DEPARTMENTAL CAPITAL OUTLAY SUMMARY

	<u>Budgeted Amount</u>
SPECIAL REVENUE FUNDS	
<u>WASTEWATER FUND</u>	
1 One Ton Service Body Regular Cab Truck with Crane	\$ 80,000
1 Small Sport Utility Vehicle	23,000
2 1/2 Ton Regular Cab Pickup Truck, Short Wheel Base	50,000
1 Compact Excavator with Breaker Unit	72,500
2 22' Trailer	34,000
Miscellaneous Wastewater System Improvements	950,000
Total Wastewater Fund	1,209,500
<u>RECREATION FUND</u>	
Recreation Division:	
1 Two Person Golf Cart	7,500
1 Club Car Transporter XL (8 passenger)	22,000
2 Zero Turn Radius Mower	26,000
4 Metal Shade System	48,000
1 Stand Behind Mower	7,500
2 20' Trailer	12,000
Playground Equipment	75,000
2 Treadmill	14,000
1 Inflatable Slide/Jump	8,000
Miscellaneous Improvements Various Parks	80,000
Total Recreation Division	300,000
Total Recreation Fund	300,000

**CITY OF LAKE CHARLES
FISCAL YEAR 2020-2021 ANNUAL BUDGET**

DEPARTMENTAL CAPITAL OUTLAY SUMMARY

	<u>Budgeted Amount</u>
ENTERPRISE FUNDS	
<u>WATER FUND</u>	
Water Production and Distribution:	
4 1/2 Ton Regular Cab Pickup Truck, Short Wheel Base	\$ 100,000
1 3/4 Ton Pickup Truck with Service Body, Headache Rack and Air Compressor	40,000
1 Flatbed Dump Truck	94,000
1 Large Air Compressor	25,000
1 Trailer Mounted Vacuum Excavator	73,700
1 Vacuum Excavator Four-way Hydraulic Boom	19,900
Miscellaneous Water System Improvements	1,000,000
Casino Meter Replacements	20,000
Total Water Fund	<u>1,372,600</u>
<u>GOLF COURSE FUND</u>	
Washing Station	85,000
Chemical Storage Building	25,000
1 Diesel Tractor	31,100
1 Engine Powered Top Dresser	17,500
1 Greens Roller (self-driven)	17,500
1 Utility Vehicle with Sprayer Attachment	45,000
Total Golf Course Fund	<u>221,100</u>
TOTAL ALL FUNDS	<u><u>\$ 6,729,800</u></u>

**BUDGETED
PERSONNEL
AND
POSITION TOTALS**

**CITY OF LAKE CHARLES
FISCAL YEAR 2020 - 2021 ANNUAL BUDGET**

**SUMMARY BUDGETED PERSONNEL AND POSITION TOTALS
ALL DEPARTMENTS AND FUNDS**

	BUDGETED 2011-2012		BUDGETED 2012-2013		BUDGETED 2013-2014		BUDGETED 2014-2015		BUDGETED 2015-2016		BUDGETED 2016-2017		BUDGETED 2017-2018		BUDGETED 2018-2019		PROPOSED 2019-2020		PROPOSED 2020-2021	
	FT	PT	FT	PT	FT	PT	FT	PT	FT	PT	FT	PT	FT	PT	FT	PT	FT	PT	FT	PT
GENERAL FUND																				
GENERAL GOVERNMENT																				
Mayor's Office	5	0	5	0	5	0	5	0	5	0	5	0	5	0	5	0	5	0	5	0
City Council	1	8	1	8	1	8	1	8	1	8	1	8	1	8	1	8	1	7	1	7
City Marshal	12	0	12	0	12	0	12	0	12	0	12	0	12	0	12	0	12	0	12	0
City Court	16	2	16	2	16	2	16	2	16	2	16	2	16	2	16	2	16	2	16	2
Legal Services	6	3	6	3	6	3	6	3	6	3	6	3	6	3	6	3	7	2	7	2
General Government	40	13	40	13	40	13	40	13	40	13	40	13	40	13	40	13	41	11	41	11
FINANCE																				
Administration Services	2	0	2	0	2	0	2	0	2	0	3	0	3	0	3	0	3	0	3	0
Accounting	11	0	11	0	11	0	11	0	11	0	10	0	10	0	10	0	10	0	10	0
Purchasing	5	0	5	0	5	0	5	0	5	0	5	0	5	0	5	0	5	0	5	0
Finance	18	0	18	0	18	0	18	0	18	0	18	0	18	0	18	0	18	0	18	0
HUMAN RESOURCES-TOTAL	4	0	4	0	4	0	4	0	4	0	4	0	4	1	4	1	4	1	4	1
FIRE - TOTAL	182	0	182	0	182	0	182	0	182	0	182	0	182	0	182	0	182	0	182	0
POLICE	187	0	187	0	187	0	187	0	187	0	187	0	187	0	188	0	188	0	188	0
POLICE - TOTAL	187	0	187	0	187	0	187	0	187	0	187	0	187	0	188	0	188	0	188	0
PUBLIC WORKS																				
Administration	14	0	14	0	14	0	14	0	14	0	14	0	14	0	11	0	11	0	11	0
Streets	25	0	25	0	25	0	25	0	25	3	25	3	25	3	25	3	25	3	25	3
Recycling/Trash Collection	29	0	29	0	29	0	29	0	29	9	29	9	29	9	29	9	29	9	29	9
Solid Waste - General	14	0	14	0	14	0	14	0	14	0	14	0	14	0	14	0	14	0	14	0
Vehicle Maintenance	24	0	24	0	24	0	24	0	24	0	24	0	24	0	24	0	24	0	24	0
Building Maintenance	13	0	13	0	13	0	13	0	13	0	13	0	13	0	13	0	13	0	13	0
Communication & Traffic	8	0	8	0	8	0	8	0	8	0	8	0	8	0	8	0	8	0	8	0
Grounds Maintenance	30	0	30	0	30	0	30	0	30	5	30	5	30	5	30	5	30	5	30	5
Engineering	0	0	0	0	0	0	0	0	0	0	0	0	0	0	3	0	3	0	3	0
Public Works	157	0	157	0	157	0	157	0	157	17	157	17	157	17	157	17	157	17	157	17
PLANNING & DEVELOPMENT																				
Planning Administration	6	0	6	0	6	0	6	0	5	0	5	0	5	0	5	0	5	0	5	0
Permit Center	11	2	11	2	11	2	12	2	13	4	13	4	13	4	14	4	14	4	16	3
Downtown Development	3	0	3	0	3	0	2	0	2	0	2	0	2	0	2	0	2	0	2	0
Planning & Development	20	2	20	2	20	2	20	2	20	4	20	4	20	4	21	4	21	4	23	3

FT= Full-time PT = Regular Part-Time Positions

**CITY OF LAKE CHARLES
FISCAL YEAR 2020 - 2021 ANNUAL BUDGET**

**SUMMARY BUDGETED PERSONNEL AND POSITION TOTALS
ALL DEPARTMENTS AND FUNDS**

	BUDGETED 2011-2012		BUDGETED 2012-2013		BUDGETED 2013-2014		BUDGETED 2014-2015		BUDGETED 2015-2016		BUDGETED 2016-2017		BUDGETED 2017-2018		BUDGETED 2018-2019		PROPOSED 2019-2020		PROPOSED 2020-2021	
	FT	PT	FT	PT	FT	PT	FT	PT	FT	PT	FT	PT	FT	PT	FT	PT	FT	PT	FT	PT
GENERAL FUND CONTINUED																				
GENERAL SERVICES																				
Administration	6	0	6	0	4	0	4	0	6	0	6	0	6	0	6	1	6	1	6	1
Building Services	3	2	3	2	3	2	3	2	3	3	3	3	3	3	3	3	3	3	3	3
Printing Services	3	0	3	0	5	0	5	0	3	0	3	0	3	0	3	0	3	0	3	0
Information Systems	4	1	4	1	4	1	4	1	4	1	4	1	4	1	4	1	4	1	4	1
Downtown Dev. District	0	0	0	0	0	0	0	0	0	1	0	1	0	1	0	1	0	1	0	1
Community Service Grants	3	0	3	0	3	0	3	0	3	0	4	0	4	0	4	0	4	0	4	0
General Services	19	3	19	3	19	3	19	3	19	5	20	5	20	5	20	6	20	6	20	6
SUBTOTAL-GENERAL FUND	627	18	627	18	627	18	627	18	627	39	628	39	628	39	630	41	631	39	633	38
OTHER FUNDS																				
Wastewater (Public Works)	65	0	65	0	65	0	65	0	65	1	65	1	65	1	68	1	68	1	68	1
Wastewater Engineering (Public Works)	0	0	0	0	0	0	0	0	0	0	0	0	0	0	1	0	1	0	1	0
Recreation (Comm. Services)	37	0	37	0	37	0	37	0	37	14	37	14	37	14	36	14	32	11	31	11
Recreation (Lakefront/Downtown)	1	0	1	0	1	0	1	0	1	4	1	4	1	4	1	4	1	4	1	4
Police Grants	2	0	2	0	2	0	2	0	9	0	9	0	9	0	7	0	7	0	7	0
Community Development (Planning)	3	0	3	0	3	0	3	0	3	0	3	0	3	0	3	0	3	0	3	0
AmeriCorps Grant (Comm. Services)	1	0	1	0	1	0	1	0	1	1	2	0	2	1	2	1	2	1	2	1
Transit (Public Works)	19	0	19	0	19	0	19	0	19	1	19	1	19	1	19	1	19	1	19	1
Civic Center (Comm. Services)	21	0	21	0	21	0	21	0	21	8	21	8	21	8	21	8	21	8	21	8
Golf Course (Comm. Services)	10	2	10	2	10	2	10	2	10	6	10	6	10	6	10	6	10	6	10	6
Water Utility (Public Works)	55	2	55	2	55	2	55	2	55	7	55	7	55	7	55	7	55	7	55	7
Water Engineering (Public Works)	0	0	0	0	0	0	0	0	0	0	0	0	0	0	2	0	2	0	2	0
Water Business Office (Finance)	12	0	12	0	12	0	12	0	12	0	12	0	12	0	12	0	12	0	12	0
Risk Management (General Services)	7	0	7	0	7	0	7	0	7	1	7	1	7	1	6	1	7	0	7	0
Employee Group Ins (General Services)	0	0	0	0	0	0	0	0	0	0	0	0	0	0	0	1	0	1	0	1
SUBTOTAL - OTHER FUNDS	233	4	233	4	233	4	233	4	240	43	241	42	241	43	243	44	240	40	239	40
TOTAL	860	22	860	22	860	22	860	22	867	82	869	81	869	82	873	85	871	79	872	78

NOTE: Personnel counts exclude temporary and seasonal employees.
FT = Full-time PT = Regular Part-time Positions

**CITY OF LAKE CHARLES
FISCAL YEAR 2020-2021 ANNUAL BUDGET**

GLOSSARY OF TERMS

ACCOUNTING SYSTEM: The total structure of records and procedures that record, classify, and report information on the financial position and operations of the City of Lake Charles.

AL: Auto Liability (relating to insurance)

APPROPRIATION: An amount placed in the budget to be expended for a particular project or category of expenditure.

ARRA: American Recovery and Reinvestment Act

AUDIT: An investigation of the accuracy and correct operation of an agency's accounting system, including validation of inventories and existing equipment, documentation of proper legal authority to carry out agency activities, adequacy of controls on fraud, waste, and mismanagement, and the effectiveness of the agency's programs.

BALANCED BUDGET: A budget with total expenditures not exceeding total revenues and monies available in the fund balance within an individual fund.

BEGINNING FUND BALANCE: The excess assets of a fund over its liabilities and reserves at the beginning of the fiscal year.

BUDGET: A plan of financial operation embodying an estimate of proposed expenditures for a given period and the proposed means of financing them.

CAPITAL BUDGET: The Capital Budget is used for the budgeting of contract construction projects and capital acquisitions having a cost of \$100,000 or more and an expected life of ten (10) or more years.

CAPITAL BUDGET AUTHORIZATION SCHEDULE: This form shows the annual appropriation of funds for capital projects.

CAPITAL PROJECTS FUND: This fund is used to account for financial resources to be used for the acquisition or construction of major capital facilities (other than those financed by proprietary funds).

CDBG: This is the Community Development Block Grant program that is a source of federal funds used by the City for projects such as infrastructure improvements and housing rehabilitation.

D.A.R.E.: This stands for the Drug Abuse Resistance Education Program which provides drug abuse education to local schools.

DEBT SERVICE FUND: This fund accounts for the accumulation of resources and the payments made for principal, interest, and related costs on long-term debt obligations of governmental funds.

DEPARTMENT CAPITAL OUTLAY SUMMARY: This is a list of vehicle and equipment purchases that was approved for the fiscal year. It also lists major repairs and improvements that are smaller in nature and do not meet the threshold to be considered as a capital project.

DHH-DWRLF: Department of Health and Hospitals – Drinking Water Revolving Loan Fund

EMPLOYEE (FRINGE) BENEFITS: Amounts paid on behalf of employees; these amounts are included in the gross salary, but are in addition to that amount. Such payments are fringe benefit payments and, while not paid directly to employees, nevertheless are parts of the cost of personnel services.

ENDING FUND BALANCE: The excess assets of a fund over its liabilities and reserves at the end of the budget or fiscal year.

**CITY OF LAKE CHARLES
FISCAL YEAR 2020-2021 ANNUAL BUDGET**

GLOSSARY OF TERMS

ENTERPRISE FUNDS: These funds are used to account for operations that are financed and operated in a manner similar to private business enterprise, in that costs for providing goods or services to the general public are financed through user charges.

EXPENDITURES: Decreases in net financial resources

FACILITY RENEWAL SPECIAL REVENUE FUND: This fund holds money that can be used to rehabilitate and renovate current City facilities. This fund was created by City Council authority in 1996.

FISCAL YEAR: For the City of Lake Charles, the period of time from October 1 through September 30 of each year. This is a twelve month period to which the annual operating budget applies and at the end of which a government determines its financial position and the results of its operation.

FRS: Firefighters Retirement System (also noted as SFRS)

FTA: This is the Federal Transit Administration, the primary funding source for the City's transit system.

FUND: A fund is a fiscal and accounting entity with a self-balancing set of accounts recording cash and other financial resources. (e.g., General Fund, Special Revenue Fund, Debt Service Fund, Capital Projects Fund)

FUND BALANCE: This is the excess of expenditures over revenues (the difference between assets and liabilities) reported in a governmental fund.

GAAP: This is generally accepted accounting principles.

GASB: Governmental Accounting Standards Board

GENERAL FUND: The General Fund is the principal operating fund of the City and accounts for most major tax revenues and public services. All activities which are not required to be included in other specific funds are accounted for in the General Fund.

GFOA: Government Finance Officers Association

GL: General Liability (relating to insurance)

HUD: U.S. Department of Housing and Urban Development

INDIRECT COSTS: The transfer of funds from federally assisted programs to the General Fund for those indirect costs that are not readily identifiable but are nevertheless incurred for the joint benefit of those activities and other activities and programs of the organization.

INTEREST: Money paid for the use of money that is borrowed.

INTERNAL SERVICE FUNDS: These funds are used to account for the insurance needs provided to other departments of the City, or to other governments, on a cost reimbursement basis.

LINE ITEM BUDGET: A budget format that presents the exact amount to be spent for every separate good or service purchased.

LONG-TERM DEBT: A financial obligation maturing more than one year after the date of issuance.

LDEQ-CWSRF: Louisiana Department of Environmental Quality – Clean Water State Revolving Fund

**CITY OF LAKE CHARLES
FISCAL YEAR 2020-2021 ANNUAL BUDGET**

GLOSSARY OF TERMS

MERS: Municipal Employees Retirement System

MILL: The thousandth part of a dollar used in calculating property taxes.

MGD: Million gallons per day

MILLAGE: A sum or total number of mills.

MPERS: Municipal Police Employee Retirement System

MSA: Metropolitan Statistical Areas

OPERATING TRANSFERS: Transfers from the General Fund which are not included in departmental operating budgets. The majority of these transfers are made on a recurring basis to supplement revenues received by Special Revenue and Enterprise funds which would otherwise experience cash deficits. Transfers to Capital Projects may also be made to supplement or match other authorized fund sources for major or multi-year capital acquisitions and improvements.

PROPRIETARY FUNDS: These are funds used to account for activities similar to those found in the private sector, where the determination of net income is necessary and useful for sound financial administration.

RESERVE (FUND BALANCE): This represents the portion of a governmental fund's net assets that is not available for appropriation.

RESERVED FUND BALANCE: Those portions of a fund balance that are not appropriated for expenditure or that are legally segregated for a specific future use.

REVENUES: An item or source of income

SALARIES: Amounts paid to both permanent and temporary employees, including personnel substituting for those in permanent positions.

SALES TAX REVENUES: This is a source of income derived from City sales taxes.

SPECIAL REVENUE FUND: Special Revenue Funds are used to account for the proceeds of specific revenue sources which by law are designated to finance particular functions or activities of government.

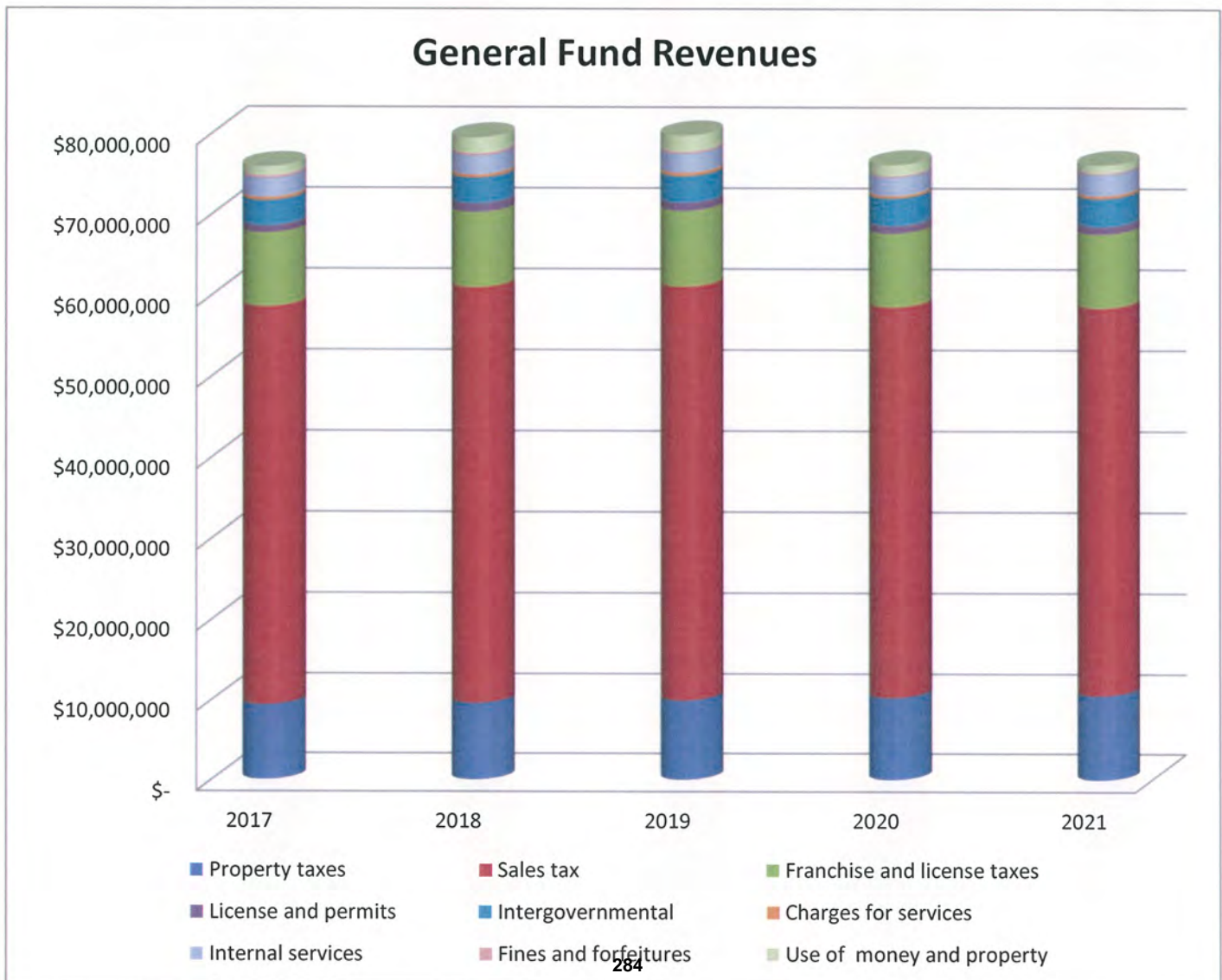
WC: Workmen's Compensation

MISCELLANEOUS STATISTICS

CITY OF LAKE CHARLES FISCAL YEAR 2020 - 2021 ANNUAL BUDGET

GENERAL FUND REVENUE COMPARISON

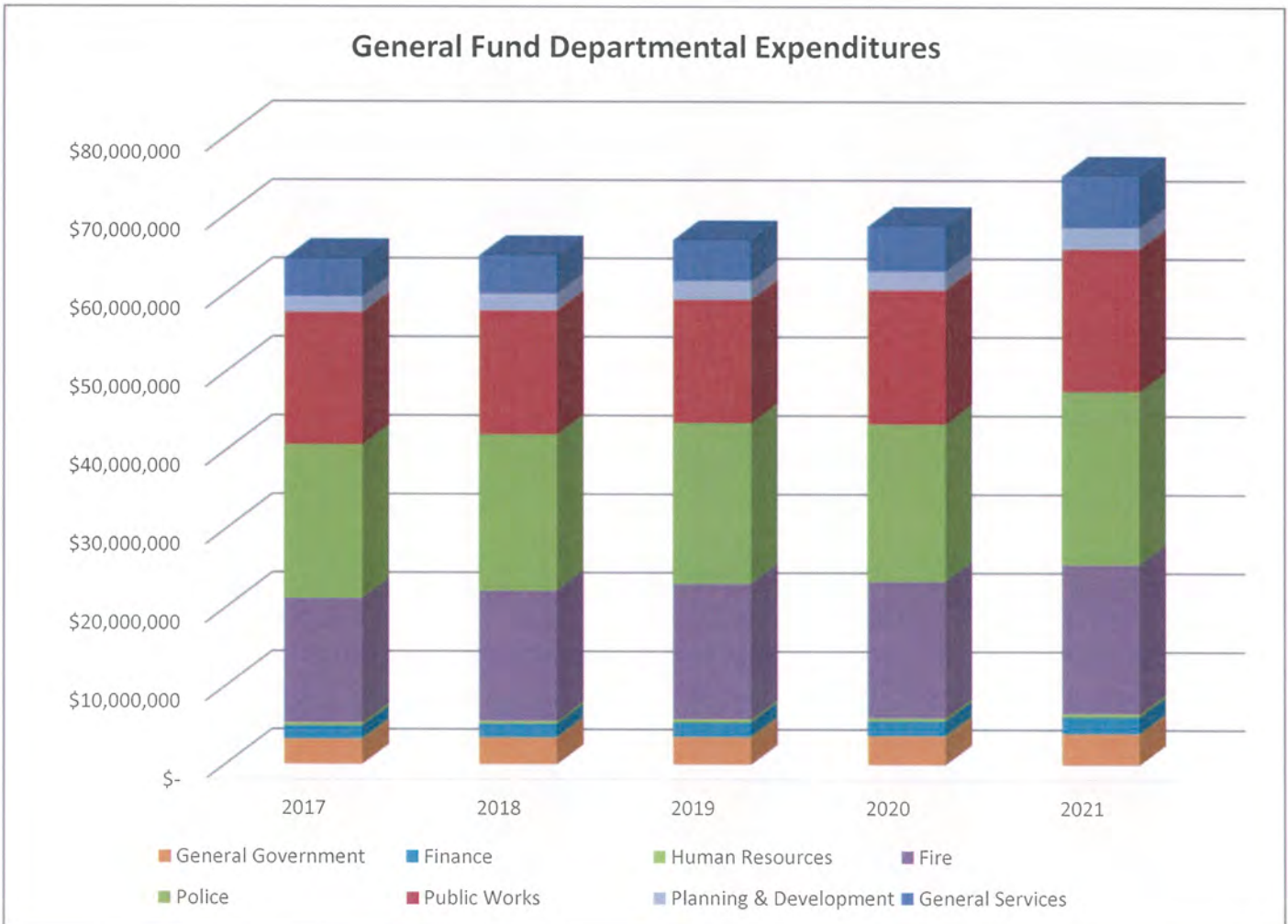
Revenue	Actual Fiscal Year 2016-2017	Actual Fiscal Year 2017-2018	Actual Fiscal Year 2018-2019	Projected Results EOY 2019-2020	Budget 2020-2021
Property taxes	\$ 9,421,274	\$ 9,636,345	\$ 9,979,513	\$ 10,330,077	\$ 10,605,066
Sales tax	49,232,079	51,399,334	51,174,939	48,321,000	47,937,500
Franchise and license taxes	9,108,941	9,302,203	9,373,012	9,115,595	9,155,000
License and permits	874,751	1,084,907	1,008,386	937,921	915,200
Intergovernmental	3,082,862	3,140,270	3,255,237	3,372,598	3,448,540
Charges for services	399,047	396,195	431,709	328,725	370,400
Internal services	2,363,399	2,362,410	2,381,846	2,292,315	2,627,939
Fines and forfeitures	301,103	275,630	242,224	210,198	185,000
Use of money and property	1,121,681	1,936,519	1,979,538	1,305,824	959,150
Total operating revenues	<u>\$ 75,905,137</u>	<u>\$ 79,533,813</u>	<u>\$ 79,826,404</u>	<u>\$ 76,214,253</u>	<u>\$ 76,203,795</u>



**CITY OF LAKE CHARLES
FISCAL YEAR 2020 - 2021 ANNUAL BUDGET**

GENERAL FUND EXPENDITURE COMPARISON BY DEPARTMENT

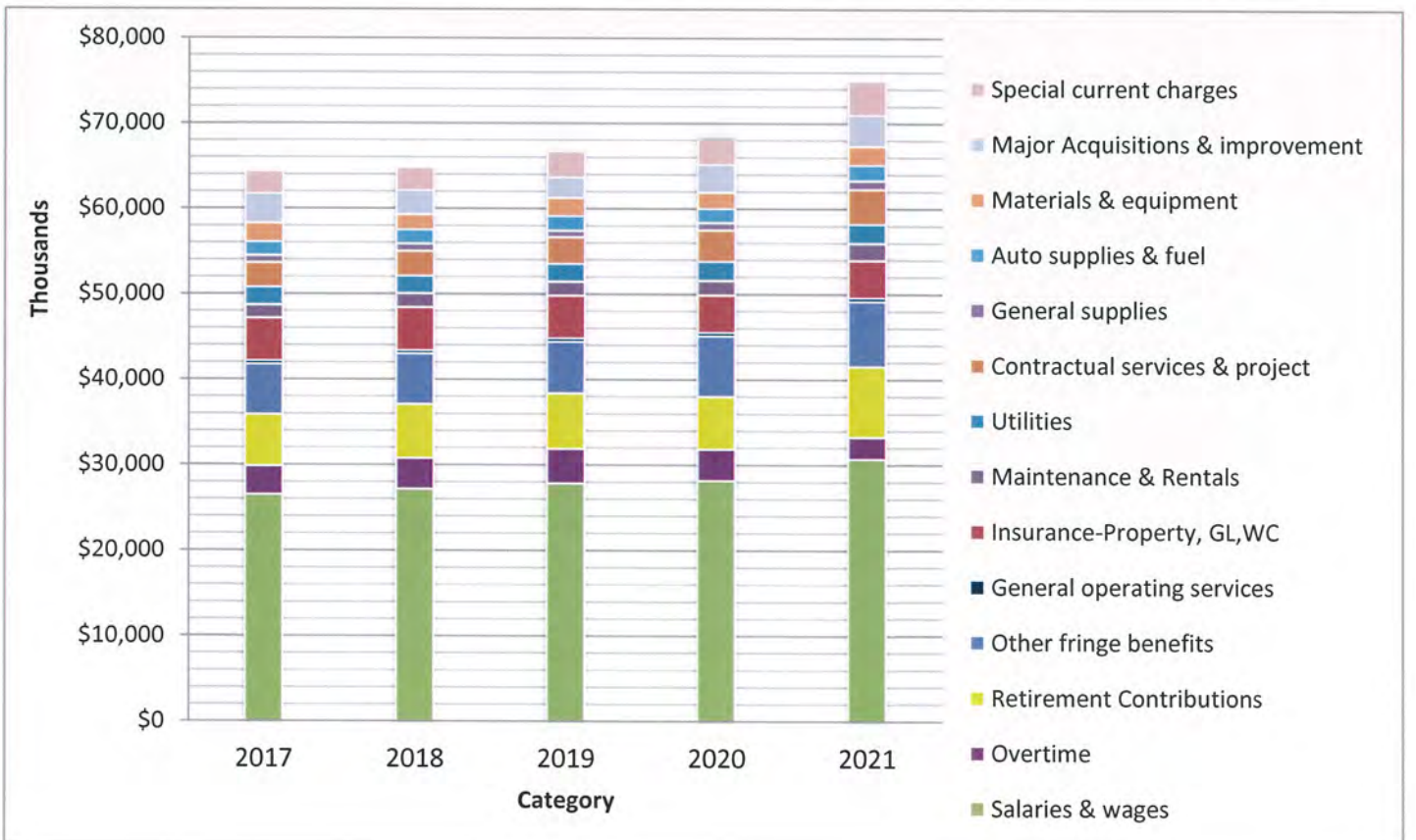
Department	Actual Fiscal Year 2016-2017	Actual Fiscal Year 2017-2018	Actual Fiscal Year 2018-2019	Projected Results EOY 2019-2020	Budget 2020-2021
General Government	\$ 3,204,360	\$ 3,425,711	\$ 3,529,417	\$ 3,665,020	\$ 3,990,010
Finance	1,714,273	1,757,188	1,875,037	1,933,125	2,149,835
Human Resources	397,613	390,668	416,168	424,421	461,755
Fire	15,870,090	16,619,281	17,278,379	17,380,384	18,980,120
Police	19,608,468	19,904,105	20,510,482	20,056,946	22,057,413
Public Works	16,829,777	15,766,115	15,675,002	17,063,756	18,149,512
Planning & Development	1,975,729	2,147,825	2,364,079	2,387,621	2,714,315
General Services	4,788,886	4,830,710	5,179,237	5,663,204	6,556,335
Operating expenses	64,389,196	64,841,603	66,827,801	68,574,477	75,059,295
Transfers * not included below	6,531,671	9,909,260	15,699,158	7,243,820	7,140,741
Total expenditures	\$ 70,920,867	\$ 74,750,863	\$ 82,526,959	\$ 75,818,297	\$ 82,200,036



**CITY OF LAKE CHARLES
FISCAL YEAR 2020 - 2021 ANNUAL BUDGET**

GENERAL FUND EXPENDITURE COMPARISON BY CATEGORY

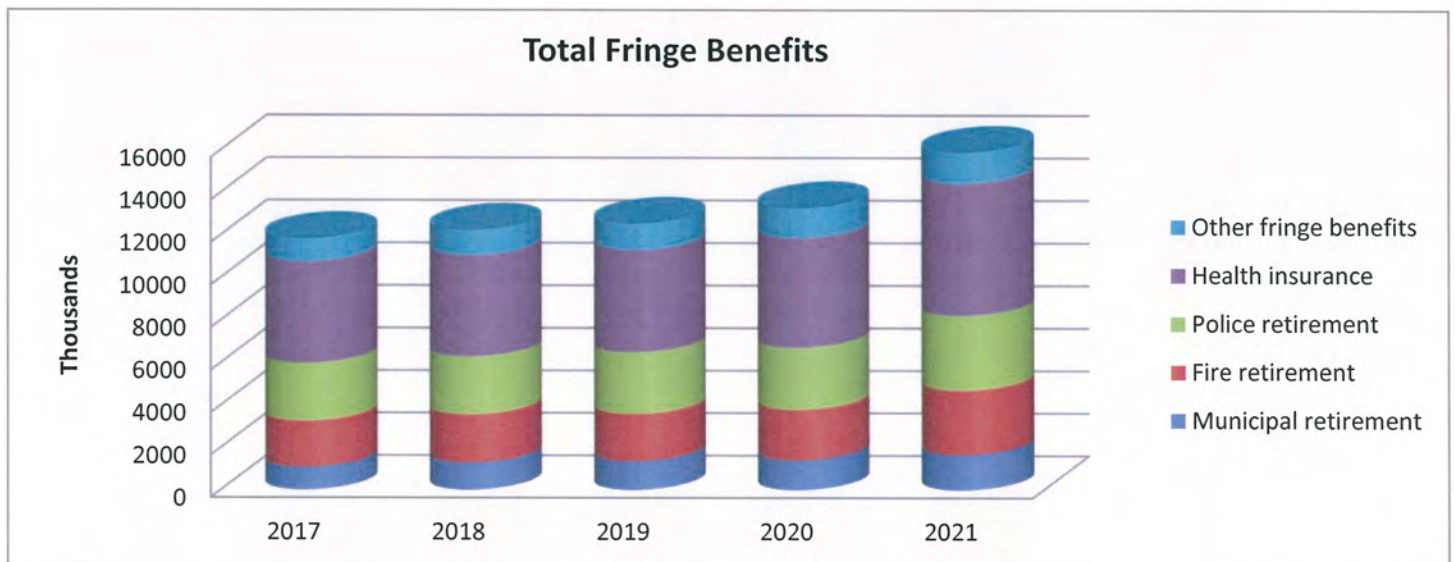
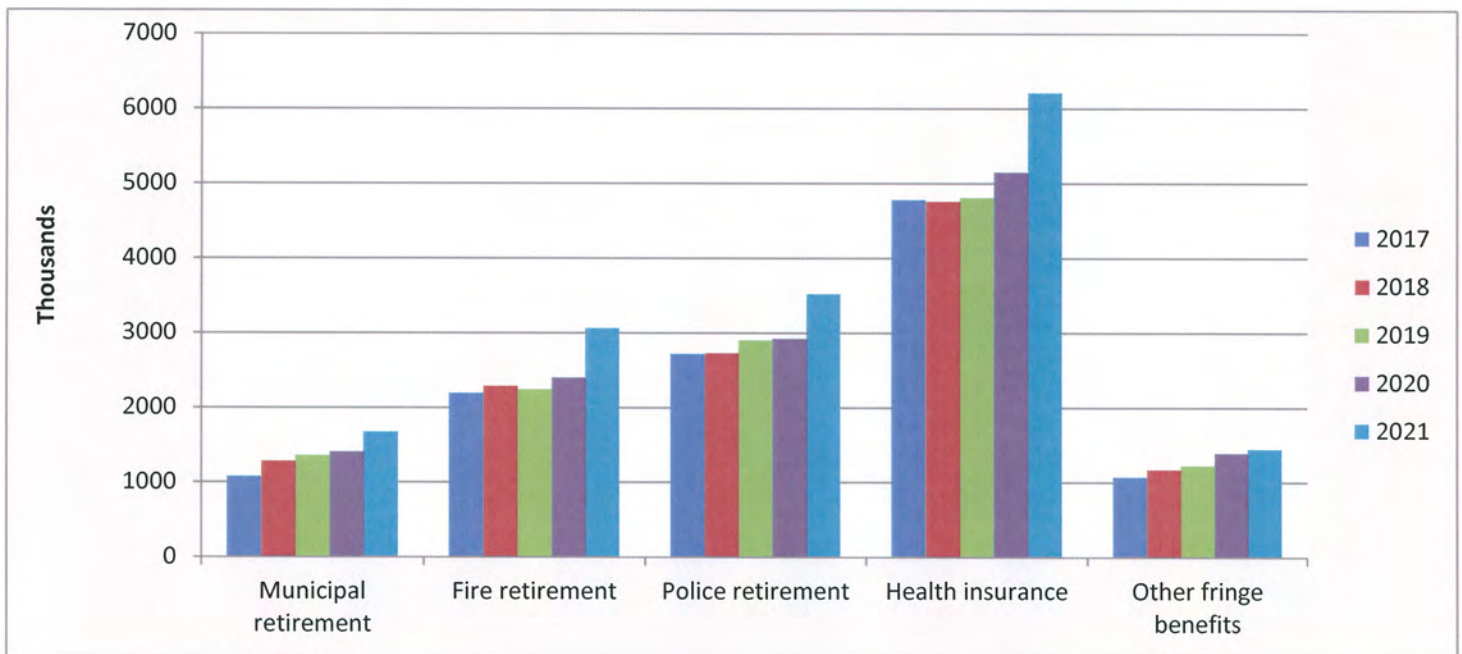
Expenditure Category	Actual Fiscal Year 2016-2017	Actual Fiscal Year 2017-2018	Actual Fiscal Year 2018-2019	Projected Results EOY 2019-2020	Budget 2020-2021
Salaries & wages	\$ 26,480,752	\$ 27,156,191	\$ 27,795,772	\$ 28,120,710	\$ 30,688,380
Overtime	3,352,305	3,591,868	4,045,860	3,703,730	2,555,800
Retirement Contributions	5,995,652	6,300,284	6,517,827	6,138,622	8,256,600
Other fringe benefits	5,910,618	5,933,682	6,017,321	7,132,358	7,633,850
General operating services	394,958	387,926	404,888	385,564	455,100
Insurance-Property, GL,WC	5,006,130	5,027,241	5,029,759	4,386,537	4,387,037
Maintenance & Rentals	1,503,961	1,630,070	1,610,812	1,713,696	1,988,360
Utilities	2,122,801	2,047,499	2,089,854	2,248,640	2,248,688
Contractual services & project	2,849,622	2,935,318	3,135,271	3,673,289	4,080,725
General supplies	816,634	817,666	758,422	858,872	983,730
Auto supplies & fuel	1,632,004	1,672,268	1,732,513	1,658,973	1,856,175
Materials & equipment	2,196,330	1,820,761	2,120,143	1,918,019	2,226,650
Major Acquisitions & improvement	3,454,752	2,794,244	2,402,929	3,227,311	3,626,600
Special current charges	2,672,677	2,726,585	3,091,071	3,408,156	4,071,600
Operating expenses	64,389,196	64,841,603	66,752,442	68,574,477	75,059,295
Transfers * not included below	6,531,671	9,909,260	15,774,517	7,243,820	7,140,741
Total expenditures	<u>\$ 70,920,867</u>	<u>\$ 74,750,863</u>	<u>\$ 82,526,959</u>	<u>\$ 75,818,297</u>	<u>\$ 82,200,036</u>



CITY OF LAKE CHARLES FISCAL YEAR 2020 - 2021 ANNUAL BUDGET

GENERAL FUND EXPENDITURE FRINGE BENEFIT COSTS

Fringe Benefits	Actual	Actual	Actual	Projected	Budget
	Fiscal Year 2016-2017	Fiscal Year 2017-2018	Fiscal Year 2018-2019	Fiscal Year 2019-2020	2020-2021
Municipal retirement	\$ 1,073,930	\$ 1,282,560	\$ 1,357,594	\$ 1,408,450	\$ 1,667,300
Fire retirement	2,190,891	2,288,325	2,244,074	2,401,440	3,058,500
Police retirement	2,718,092	2,729,399	2,902,329	2,921,232	3,516,000
Health insurance	4,777,331	4,761,293	4,808,607	5,150,045	6,208,000
Other fringe benefits	1,069,668	1,172,419	1,222,544	1,389,813	1,440,650
Total fringe benefit costs	\$ 11,829,912	\$ 12,233,996	\$ 12,535,148	\$ 13,270,980	\$ 15,890,450



CITY OF LAKE CHARLES
FISCAL YEAR 2020 - 2021 ANNUAL BUDGET

CITY OF LAKE CHARLES, LOUISIANA

Net Position by Component
 Last Ten Fiscal Years
 (accrual basis of accounting)
 (amounts expressed in thousands)

	<u>2010</u>	<u>2011</u>	<u>2012</u>	<u>2013</u>
Governmental Activities				
Net investment in capital assets	\$ 216,618	\$ 223,583	\$ 228,301	\$ 230,614
Restricted	60,553	51,978	31,734	23,169
Unrestricted	31,362	44,864	72,112	90,900
Total governmental activities net assets	<u>\$ 308,533</u>	<u>\$ 320,425</u>	<u>\$ 332,147</u>	<u>\$ 344,683</u>
Business-Type activities				
Net investment in capital assets	\$ 68,319	\$ 66,627	\$ 68,959	\$ 68,562
Assigned	2,851	5,584	7,909	11,729
Total governmental activities net assets	<u>\$ 71,170</u>	<u>\$ 72,211</u>	<u>\$ 76,868</u>	<u>\$ 80,291</u>
Primary Government				
Net investment in capital assets	\$ 284,937	\$ 290,210	\$ 297,260	\$ 299,176
Restricted	60,553	51,978	31,734	23,169
Unrestricted	34,213	50,448	80,021	102,629
Total governmental activities net assets	<u>\$ 379,703</u>	<u>\$ 392,636</u>	<u>\$ 409,015</u>	<u>\$ 424,974</u>

* GASB 68 adopted in 2015

**CITY OF LAKE CHARLES
FISCAL YEAR 2020 - 2021 ANNUAL BUDGET**

<u>2014</u>	<u>2015</u>	<u>2016</u>	<u>2017</u>	<u>2018</u>	<u>2019</u>
\$ 240,382	\$ 243,940	\$ 259,977	\$ 294,028	\$ 307,134	\$ 313,647
22,757	24,596	31,273	33,409	32,950	34,219
54,000	72,792	77,180	61,863	68,648	78,046
<u>\$ 317,139</u>	<u>\$ 341,328</u>	<u>\$ 368,430</u>	<u>\$ 389,300</u>	<u>\$ 408,732</u>	<u>\$ 425,912</u>
\$ 70,785	\$ 69,095	\$ 68,622	\$ 69,202	\$ 73,313	\$ 73,788
17,502	22,049	24,166	25,356	23,833	25,554
<u>\$ 88,287</u>	<u>\$ 91,144</u>	<u>\$ 92,788</u>	<u>\$ 94,558</u>	<u>\$ 97,146</u>	<u>\$ 99,342</u>
\$ 311,167	\$ 313,035	\$ 328,599	\$ 363,230	\$ 380,447	\$ 387,435
22,757	24,596	31,273	33,409	32,950	34,219
71,502	94,841	101,346	87,219	92,481	103,600
<u>\$ 405,426</u>	<u>\$ 432,472</u>	<u>\$ 461,218</u>	<u>\$ 483,858</u>	<u>\$ 505,878</u>	<u>\$ 525,254</u>

CITY OF LAKE CHARLES, LOUISIANA

Change in Net Position

(accrual basis of accounting)

	2010	2011	2012	2013	2014	2015	2016	2017	2018	2019
Expenses										
Governmental activities:										
General government	\$ 4,565,486	\$ 4,585,082	\$ 4,644,212	\$ 4,567,288	\$ 4,778,135	\$ 5,316,267	\$ 5,612,894	\$ 5,812,852	\$ 6,062,340	\$ 6,585,196
Public safety	29,211,079	28,681,562	30,667,312	31,412,865	32,257,586	33,401,455	36,589,474	37,722,822	38,772,282	42,491,635
Public works	24,948,706	30,294,422	29,047,659	28,841,269	30,295,303	32,980,130	34,279,219	42,253,530	42,804,319	44,160,415
Planning and development	2,855,462	3,195,533	2,981,902	2,991,321	2,663,000	2,672,381	2,521,348	2,656,677	2,820,828	3,291,552
General services	7,327,977	4,384,287	5,428,845	5,687,941	5,659,656	6,021,391	5,838,645	6,507,033	6,875,525	6,558,381
Community services	5,699,264	6,936,038	6,730,143	6,174,061	6,350,062	6,668,047	7,191,241	6,158,706	7,110,893	7,519,692
Interest in long-term debt	3,396,559	3,935,479	4,053,332	3,409,036	3,203,842	3,138,628	2,703,865	3,149,772	2,054,636	1,864,766
Total governmental activities	78,004,533	82,012,403	83,553,405	83,083,781	85,207,584	90,198,299	94,736,686	104,261,392	106,500,823	112,471,637
Business-type activities										
Civic center	3,734,478	3,575,028	3,356,078	3,014,670	3,091,611	3,365,531	3,949,094	3,788,824	3,899,346	3,913,590
Golf course	1,432,343	1,495,425	1,489,217	1,539,186	1,612,629	1,648,783	1,680,137	1,718,210	1,873,811	1,815,144
Transit	2,038,547	2,215,223	2,298,862	2,354,540	2,714,383	2,917,813	3,066,511	3,361,381	3,655,630	3,896,717
Water	8,645,421	8,948,287	8,980,994	9,181,423	9,622,826	9,890,095	10,173,955	10,845,330	11,206,906	12,074,665
Total business-type activities	15,850,789	16,233,963	16,125,151	16,089,819	17,041,449	17,822,222	18,869,697	19,713,745	20,635,693	21,700,116
Total primary government	\$ 93,855,322	\$ 98,246,366	\$ 99,678,556	\$ 99,173,600	\$ 102,249,033	\$ 108,020,521	\$ 113,606,383	\$ 123,975,137	\$ 127,136,516	\$ 134,171,753
Program Revenues										
Governmental activities:										
Charges for services:										
General government	\$ 5,091,090	\$ 5,432,955	\$ 5,067,281	\$ 5,497,834	\$ 5,423,120	\$ 5,730,156	\$ 5,997,403	\$ 6,195,338	\$ 6,469,760	\$ 6,490,449
Public works	9,006,678	10,317,926	11,146,171	11,767,500	12,706,586	13,459,995	13,438,315	13,486,598	14,110,034	13,476,408
Other activities	1,030,878	1,123,347	1,106,880	1,108,756	996,480	744,123	751,477	753,544	847,379	950,164
Operating grants and contributions	4,426,140	4,505,960	5,037,836	5,237,139	4,428,311	4,675,984	4,002,036	5,142,923	4,522,002	5,011,047
Capital grants and contributions	5,685,329	5,843,875	2,991,355	3,949,165	7,243,043	5,516,540	8,346,684	4,838,875	2,408,146	6,019,529
Total govmntl activity prgrm	25,240,115	27,224,063	25,349,523	27,560,394	30,797,540	30,126,798	32,535,915	30,417,278	28,357,321	31,947,597
Business-type activities:										
Charges for services:										
Civic center	930,113	968,296	975,050	941,963	968,322	1,000,078	1,138,735	971,360	1,033,378	1,021,589
Golf course	905,153	928,512	844,392	974,094	1,046,272	1,012,359	992,086	903,040	988,757	845,364
Transit	81,418	98,804	115,597	111,750	189,754	184,332	189,931	191,826	187,114	190,815
Water	8,925,396	10,333,108	10,657,748	11,327,208	12,066,695	12,687,985	12,300,282	13,215,887	13,802,115	13,138,924
Operating grants and contributions	1,307,484	1,411,923	1,422,853	1,515,747	1,647,581	2,303,705	2,834,655	2,751,946	3,043,540	3,103,043
Capital grants and contributions	1,698,748	736,314	3,184,780	541,173	7,795,194	801,268	266,752	261,931	982,009	179,704
Total busnss-type prgrm revens	13,848,312	14,476,957	17,200,420	15,411,935	23,713,818	17,989,727	17,722,441	18,295,990	20,036,913	18,479,439
Total primary government program	\$ 39,088,427	\$ 41,701,020	\$ 42,549,943	\$ 42,972,329	\$ 54,511,358	\$ 48,116,525	\$ 50,258,356	\$ 48,713,268	\$ 48,394,234	\$ 50,427,036

	2010	2011	2012	2013	2014	2015	2016	2017	2018	2019
Net (expense)/revenue										
Governmental activities	\$ (52,764,418)	\$ (54,788,340)	\$ (58,203,882)	\$ (55,523,387)	\$ (54,410,044)	\$ (60,071,501)	\$ (62,200,771)	\$ (73,844,114)	\$ (78,143,502)	\$ (80,524,040)
Business-type activities	(2,002,477)	(1,757,006)	1,075,269	(677,884)	6,672,369	167,505	(1,147,256)	(1,417,755)	(598,780)	(3,220,677)
Total primary government net expenses	\$ (54,766,895)	\$ (56,545,346)	\$ (57,128,613)	\$ (56,201,271)	\$ (47,737,675)	\$ (59,903,996)	\$ (63,348,027)	\$ (75,261,869)	\$ (78,742,282)	\$ (83,744,717)
General Revenues and Other Changes in Net Assets										
Governmental activities										
Taxes										
Property taxes	\$ 7,489,471	\$ 7,923,348	\$ 7,707,653	\$ 8,176,273	\$ 8,631,895	\$ 9,163,826	\$ 10,217,089	\$ 10,616,469	\$ 10,862,457	\$ 11,246,318
Sales taxes	41,685,781	43,127,692	45,659,894	46,717,755	50,519,838	54,786,123	60,570,243	64,596,373	67,840,226	67,169,609
Franchise taxes	5,702,863	5,787,057	4,873,591	5,420,601	5,952,906	5,736,856	5,472,965	5,722,675	5,878,166	5,801,232
Riverboat taxes	8,959,034	9,113,904	9,713,282	9,691,942	9,664,375	11,054,210	10,799,768	10,657,944	10,735,679	11,045,968
Grants and contributions not restricted to specific programs	198,471	190,806	3,462,831	181,836	185,172	180,867	194,470	227,691	230,435	238,919
Interest and investment earnings	1,728,068	1,089,127	575,503	62,044	671,283	965,038	834,331	1,162,105	2,206,510	4,569,271
Miscellaneous	1,206,950	2,194,144	1,479,307	1,922,170	3,024,050	4,722,125	3,730,355	4,666,850	2,425,142	2,310,815
Gain (loss) on sales of capital assets	-	-	-	-	-	-	-	-	-	-
Transfers	(3,060,758)	(2,746,015)	(3,545,790)	(4,113,925)	(3,645,582)	(2,348,768)	(2,515,786)	(2,935,905)	(2,757,752)	(4,677,725)
Total governmental activities	63,909,880	66,680,063	69,926,271	68,058,696	75,003,937	84,260,277	89,303,435	94,714,202	97,420,863	97,704,407
Business-type activities:										
Grants and contributions not restricted to specific programs	200,000	-	-	-	-	-	-	-	-	-
Interest and investment earnings	46,565	52,549	35,695	(12,505)	81,712	227,141	133,929	251,993	405,633	738,783
Miscellaneous	-	-	-	-	-	113,376	141,451	-	-	-
Gain (loss) on sales of capital assets	-	-	-	-	-	-	-	-	-	-
Transfers	3,060,758	2,746,015	3,545,790	4,113,925	3,645,582	2,348,768	2,515,786	2,935,905	2,757,752	4,677,725
Total business type activities	3,307,323	2,798,564	3,581,485	4,101,420	3,727,294	2,689,285	2,791,166	3,187,898	3,163,385	5,416,508
Total primary government	\$ 67,217,203	\$ 69,478,627	\$ 73,507,756	\$ 72,160,116	\$ 78,731,231	\$ 86,949,562	\$ 92,094,601	\$ 97,902,100	\$ 100,584,248	\$ 103,120,915
Change in Net Assets										
Governmental activities	\$ 11,145,462	\$ 11,891,723	\$ 11,722,389	\$ 12,535,309	\$ 20,593,893	\$ 24,188,776	\$ 27,102,664	\$ 20,870,088	\$ 19,277,361	\$ 17,180,367
Business-type activities	1,304,846	1,041,558	4,656,754	3,423,536	10,399,663	2,856,790	1,643,910	1,770,143	2,564,605	2,195,831
Total primary government	\$ 12,450,308	\$ 12,933,281	\$ 16,379,143	\$ 15,958,845	\$ 30,993,556	\$ 27,045,566	\$ 28,746,574	\$ 22,640,231	\$ 21,841,966	\$ 19,376,198

CITY OF LAKE CHARLES, LOUISIANA
 Governmental Activities Tax and Other Revenues by Source
 Last Ten Fiscal Years
 (accrual basis of accounting)

Fiscal Year	Property Tax	One Percent Sales Tax (1965)	* Additional One Percent Sales Tax (1987)	Employee's Pay Quarter cent Sales Tax (1995)	One-Quarter Cent Sales Tax Debt Reserve Fund (2016)	TIFF District One Percent Sales Tax (2018)	Riverboat Gaming Tax	Electric Utility Franchise	Gas Utility Franchise	Cable Television Franchise	Charges for Services User Fees Wastewater
2010	\$ 7,489,471	\$ 18,382,454	\$ 18,382,454	\$ 4,595,619	\$ -	\$ -	\$ 8,959,034	\$ 4,183,356	\$ 590,275	\$ 929,232	\$ 8,934,311
2011	7,923,348	18,994,509	18,994,509	4,750,340	-	-	9,113,904	4,346,623	483,307	957,127	10,191,203
2012	7,707,653	19,940,426	19,940,425	4,985,113	-	-	9,713,282	3,463,387	405,302	1,004,902	11,001,880
2013	8,176,273	20,638,460	20,638,461	5,159,621	-	-	9,691,942	4,009,040	396,650	1,014,911	11,601,657
2014	8,631,895	22,309,909	22,309,909	5,577,484	-	-	9,664,375	4,442,183	474,212	1,036,511	12,519,677
2015	9,163,826	24,233,672	24,233,672	6,058,418	-	-	11,054,210	4,339,524	420,979	976,353	13,323,763
2016	10,217,089	24,759,696	24,759,696	6,189,924	4,571,836	-	10,799,768	4,098,903	360,464	1,013,598	13,281,720
2017	10,616,469	25,695,368	25,695,368	6,423,849	6,372,113	-	10,657,944	4,295,722	406,840	1,020,114	13,221,450
2018	10,862,457	26,833,765	26,833,765	6,708,442	6,635,894	1,213	10,735,679	4,378,367	483,545	1,016,254	13,771,766
2019	11,246,319	26,711,079	26,711,079	6,677,655	6,619,849	48,461	11,045,969	4,306,206	478,226	1,016,801	12,667,693

* Sales tax levy above dedicates 28 percent of collections to Capital Projects of which 60 percent can be used for debt service

Notes: The City, through a Cooperative Endeavor Agreement with the Calcasieu Parish Policy Jury, pool gaming revenues received on a parish-wide basis. Golden Nugget Casino opened in December 2014. 2013 property tax revenues reflect the reassessment of property in 2012. 2017 property tax revenues reflect the reassessment of property in 2016. 2016 15 year quarter cent sales tax began January 2016

Monthly Sales Tax Receipts 28% Dedicated to Capital Projects (included in above)

Collection Month	2010	2011	2012	2013	2014	2015	2016	2017	2018	2019
November	\$ 392,024	\$ 426,589	\$ 405,728	\$ 439,768	\$ 451,838	\$ 529,736	\$ 535,012	\$ 544,564	\$ 595,135	\$ 597,575
December	411,697	420,851	393,645	446,902	523,949	541,692	533,725	564,660	560,185	478,637
January	542,866	553,457	588,320	580,761	609,804	702,020	694,329	730,672	763,506	895,304
February	369,537	386,115	511,944	424,817	425,861	500,766	512,445	527,052	550,737	526,049
March	413,601	420,739	436,991	447,863	474,515	514,014	519,495	520,045	563,037	559,319
April	476,895	478,140	498,970	521,802	528,496	617,823	652,316	665,259	690,882	665,263
May	411,099	438,799	438,287	470,869	529,857	540,169	548,264	591,265	599,185	587,399
June	418,131	423,997	466,481	493,820	526,757	547,963	565,631	597,337	640,612	599,129
July	454,755	467,521	478,381	497,303	538,256	598,577	611,634	686,415	682,222	667,495
August	411,539	426,331	443,114	487,062	519,849	577,527	611,509	571,248	633,452	615,983
September	417,784	443,151	467,114	487,685	513,189	549,074	557,614	583,584	603,781	646,318
October	427,158	432,773	454,344	480,117	604,404	566,067	590,743	612,602	630,722	640,632
Total	\$ 5,147,087	\$ 5,318,463	\$ 5,583,319	\$ 5,778,769	\$ 6,246,775	\$ 6,785,428	\$ 6,932,717	\$ 7,194,703	\$ 7,513,454	\$ 7,479,102

CITY OF LAKE CHARLES, LOUISIANA

Fund Balances of Governmental Funds

Last Ten Fiscal Years

(modified accrual basis of accounting)

(amounts expressed in thousands)

	<u>2010</u>	<u>2011</u>	<u>2012</u>	<u>2013</u>	<u>2014</u>	<u>2015</u>	<u>2016</u>	<u>2017</u>	<u>2018</u>	<u>2019</u>
General Fund										
Reserved	\$ 297,834	\$ -	\$ -	\$ -	\$ -	\$ -	\$ -	\$ -	\$ -	\$ -
Unreserved	25,483,998	-	-	-	-	-	-	-	-	-
Nonspendable	-	486,580	543,389	478,983	525,480	621,486	666,530	684,120	568,580	629,864
Committed	-	2,895,603	2,567,929	2,363,360	2,853,169	2,413,358	2,061,843	3,561,194	4,145,634	3,472,701
Unassigned	-	21,932,680	22,245,646	23,053,203	25,996,329	28,338,533	27,297,165	30,764,493	35,078,544	32,989,637
Total General Fund	<u>25,781,832</u>	<u>25,314,863</u>	<u>25,356,964</u>	<u>25,895,546</u>	<u>29,374,978</u>	<u>31,373,377</u>	<u>30,025,538</u>	<u>35,009,807</u>	<u>39,792,758</u>	<u>37,092,202</u>
All other governmental funds										
Reserved	\$ 16,022,853	\$ -	\$ -	\$ -	\$ -	\$ -	\$ -	\$ -	\$ -	\$ -
Unreserved, reported in:										
Special revenue funds	14,598,101	-	-	-	-	-	-	-	-	-
Capital projects funds	77,320,653	-	-	-	-	-	-	-	-	-
Nonspendable		27,460	51,623	50,925	30,840	46,917	48,896	62,165	151,535	150,775
Restricted		44,338,979	31,731,731	23,962,211	22,754,774	24,595,560	31,272,991	33,409,232	32,950,498	34,219,348
Committed		51,269,454	50,934,223	57,358,834	57,603,158	65,108,250	72,116,986	55,063,188	56,953,479	72,725,077
Assigned		8,388,325	12,033,195	7,674,979	10,491,959	13,392,519	9,851,745	8,994,330	8,681,868	9,033,669
Total all other governmental funds	<u>107,941,607</u>	<u>104,024,218</u>	<u>94,750,772</u>	<u>89,046,949</u>	<u>90,880,731</u>	<u>103,143,246</u>	<u>113,290,618</u>	<u>97,528,915</u>	<u>98,737,380</u>	<u>116,128,869</u>
Total all governmental funds	<u>\$ 133,723,439</u>	<u>\$ 129,339,081</u>	<u>\$ 120,107,736</u>	<u>\$ 114,942,495</u>	<u>\$ 120,255,709</u>	<u>\$ 134,516,623</u>	<u>\$ 143,316,156</u>	<u>\$ 132,538,722</u>	<u>\$ 138,530,138</u>	<u>\$ 153,221,071</u>

1 Note GASB 54 adopted in 2011.

2 GASB 68 adopted in 2015

3 GASB 75 adopted in 2018

CITY OF LAKE CHARLES, LOUISIANA

Changes in Fund Balances of Governmental Funds

Last Ten Fiscal Years

(modified accrual basis of accounting)

	<u>FY 2010</u>	<u>FY 2011</u>	<u>FY 2012</u>	<u>FY 2013</u>	<u>FY 2014</u>	<u>FY 2015</u>	<u>FY 2016</u>	<u>FY 2017</u>	<u>FY 2018</u>	<u>FY 2019</u>
Revenues:										
Taxes	\$ 60,681,304	\$ 62,638,371	\$ 65,208,410	\$ 67,508,949	\$ 71,638,915	\$ 77,964,674	\$ 81,278,866	\$ 88,826,340	\$ 92,009,560	\$ 92,611,008
Licenses and permits	6,357,695	6,633,096	5,526,807	6,349,383	6,686,060	6,657,120	9,940,761	6,597,424	6,963,073	6,809,618
Intergovernmental	10,830,886	10,759,547	8,264,523	9,752,774	12,275,671	10,364,017	12,965,781	10,603,497	7,114,980	11,028,912
Charges for services	11,300,612	13,134,106	13,680,453	14,375,194	15,290,879	16,016,725	16,050,508	16,286,940	16,766,116	16,296,708
Fines and forfeitures	338,073	383,267	311,388	247,061	253,920	195,139	186,042	301,103	275,630	242,223
Miscellaneous	2,708,846	2,826,993	2,351,245	1,888,663	1,695,540	3,064,934	1,632,574	2,154,234	3,739,329	5,309,737
Total revenues	<u>92,217,416</u>	<u>96,375,380</u>	<u>95,342,826</u>	<u>100,122,024</u>	<u>107,840,985</u>	<u>114,262,609</u>	<u>122,054,532</u>	<u>124,769,538</u>	<u>126,868,688</u>	<u>132,298,206</u>
Expenditures:										
Current operating:										
General government	2,727,390	2,857,662	2,876,353	2,892,999	2,945,962	3,016,207	3,059,233	3,204,360	3,436,047	3,529,417
Finance	1,496,010	1,488,859	1,498,360	1,524,491	1,594,704	1,610,407	1,739,594	1,714,273	1,757,188	1,875,037
Human Resources	352,726	313,428	312,168	309,113	339,091	367,152	374,721	397,613	390,668	416,168
Fire	12,729,943	12,940,071	13,293,542	13,523,625	14,481,544	14,493,469	14,938,379	15,870,091	16,619,281	17,278,379
Police	15,775,008	16,200,141	17,108,345	18,311,542	17,911,230	18,096,917	18,530,921	19,770,508	20,102,125	21,014,854
Public works	20,272,640	20,324,226	21,183,964	21,449,006	22,045,127	22,093,947	23,986,800	26,421,585	25,131,848	25,497,159
Planning and development	2,596,371	3,028,735	2,785,459	2,793,690	2,535,761	2,679,361	2,521,354	2,611,276	2,741,631	3,160,533
Community services	4,780,142	4,721,208	4,913,007	5,516,244	5,343,835	5,389,074	5,509,270	5,998,397	6,019,381	5,975,181
General services	4,096,854	4,168,195	4,127,074	4,453,969	4,253,097	4,415,871	4,629,048	4,788,886	4,830,710	5,192,395
Capital projects	24,458,504	25,022,530	27,249,392	21,031,285	18,090,669	14,829,729	33,685,525	50,470,051	27,909,851	18,686,556
Debt service:										
Principal retirement	6,427,242	5,449,519	5,836,224	6,947,090	6,790,771	5,405,386	5,722,670	6,664,637	6,833,190	8,043,321
Bond issuance costs	1,414,680	147,128	-	-	-	-	-	-	-	-
Interest and fiscal charges	2,109,632	3,982,945	4,247,927	3,603,630	3,398,436	4,591,559	2,854,289	2,719,730	2,450,417	2,260,548
Total expenditures	<u>99,237,142</u>	<u>100,644,647</u>	<u>105,431,815</u>	<u>102,356,684</u>	<u>99,730,227</u>	<u>96,989,079</u>	<u>117,551,804</u>	<u>140,631,407</u>	<u>118,222,337</u>	<u>112,929,548</u>
Excess (deficiency) of revenues over expenditures	<u>(7,019,726)</u>	<u>(4,269,267)</u>	<u>(10,088,989)</u>	<u>(2,234,660)</u>	<u>8,110,758</u>	<u>17,273,530</u>	<u>4,502,728</u>	<u>(15,861,869)</u>	<u>8,646,351</u>	<u>19,368,658</u>
Other financing sources (uses):										
Transfers in	14,552,013	15,153,082	19,551,176	21,967,386	21,798,979	21,876,158	41,585,711	26,615,768	29,122,749	33,981,729
Transfers out	(18,612,300)	(18,982,135)	(22,915,600)	(25,731,311)	(24,694,561)	(26,354,532)	(44,101,497)	(29,551,673)	(31,880,502)	(38,659,454)
Issuance of debt - refunding bonds	-	-	-	-	-	15,825,000	-	24,140,000	-	-
Issuance of debt	57,015,000	3,713,962	4,222,067	833,344	98,037	-	6,812,591	8,012,943	102,818	-
Premium on debt issuance	2,174,886	-	-	-	-	906,376	-	3,687,728	-	-
Bond refunding-cost of issuance	-	-	-	-	-	(270,617)	-	(378,726)	-	-
Pymnt refunded bond escrw-current	-	-	-	-	-	-	-	(5,920,000)	-	-
Pymnt refunded bond escrw-advanc	(17,735,000)	-	-	-	-	(14,995,000)	-	(19,720,000)	-	-
Pymnt refunded bond escrw-interest	-	-	-	-	-	-	-	(1,801,605)	-	-
Total other financing sources(uses)	<u>37,394,599</u>	<u>(115,091)</u>	<u>857,643</u>	<u>(2,930,581)</u>	<u>(2,797,545)</u>	<u>(3,012,615)</u>	<u>4,296,805</u>	<u>5,084,435</u>	<u>(2,654,935)</u>	<u>(4,677,725)</u>
Net change in fund balances	<u>\$ 30,374,873</u>	<u>\$ (4,384,358)</u>	<u>\$ (9,231,346)</u>	<u>\$ (5,165,241)</u>	<u>\$ 5,313,213</u>	<u>\$ 14,260,915</u>	<u>\$ 8,799,533</u>	<u>\$ (10,777,434)</u>	<u>\$ 5,991,416</u>	<u>\$ 14,690,933</u>
Debt service as a percentage of noncapital expenditures	11.18%	12.29%	13.53%	13.24%	12.90%	12.29%	10.47%	10.23%	9.69%	10.75%

Governmental Activities Tax Revenues by Source
Last Ten Fiscal Years

(modified accrual basis of accounting)

<u>Fiscal Year</u>	<u>Property Tax</u>	<u>One Percent Sales Tax ('65)</u>	<u>Additional One Percent Sales Tax ('87)</u>	<u>Employee's Pay Quarter cent Sales Tax ('95)</u>	<u>One-Quarter Cent Sales Tax Debt Reserve Fd ('16)</u>	<u>TIFF District One Percent Sales Tax ('18)</u>	<u>Riverboat Gaming Tax</u>	<u>Electric Utility Franchise</u>	<u>Gas Utility Franchise</u>	<u>Cable Television Franchise</u>
2010	\$ 7,489,471	\$ 18,382,454	\$ 18,382,454	\$ 4,595,619	\$ -	\$ -	\$ 8,959,034	\$ 4,183,356	\$ 590,275	\$ 929,232
2011	7,923,348	18,994,509	18,994,509	4,750,340	-	-	9,113,904	4,346,623	483,307	957,127
2012	7,707,653	19,940,426	19,940,425	4,985,113	-	-	9,713,282	3,463,387	405,302	1,004,902
2013	8,176,273	20,638,460	20,638,461	5,159,621	-	-	9,691,942	4,009,040	396,650	1,014,911
2014	8,631,895	22,309,909	22,309,909	5,577,484	-	-	9,664,375	4,442,183	474,212	1,036,511
2015	9,163,826	24,233,672	24,233,672	6,058,418	-	-	11,054,210	4,339,524	420,979	976,353
2016	10,217,089	24,759,696	24,759,696	6,189,924	4,571,836	-	10,799,768	4,098,903	360,464	1,013,598
2017	10,616,469	25,695,368	25,695,368	6,423,849	6,372,113	-	10,657,944	4,295,722	406,840	1,020,114
2018	10,862,457	26,833,765	26,833,765	6,708,442	6,635,894	1,213	10,735,679	4,378,367	483,545	1,016,254
2019	11,246,319	26,711,079	26,711,079	6,677,655	6,619,849	48,461	11,045,969	4,306,206	478,226	1,016,801

CITY OF LAKE CHARLES, LOUISIANA
Assessed and Estimated Actual Value of Taxable Property
Last Ten Fiscal Years

Fiscal Year Ended	Tax Year	Real Property and Mobile		Personal, Business Industry		Public Utilities		Total all Property		Total Direct Tax Rate	Assessed Value as a Percentage of Actual Value
		Assessed Value	Estimated Actual Value	Assessed Value	Estimated Actual Value	Assessed Value	Estimated Actual Value	Assessed Value	Estimated Actual Value		
2010	2009	\$ 362,072,150	\$ 3,620,721,500	\$ 109,775,460	\$ 731,836,400	\$ 18,833,580	\$ 75,334,320	\$ 490,681,190	\$ 4,427,892,220	15.35	11.08%
2011	2010	368,075,460	3,680,756,600	113,615,250	757,435,000	19,094,820	76,379,280	500,785,530	4,514,570,880	15.35	11.09%
2012	2011	371,813,160	3,718,131,600	111,831,890	745,545,933	16,539,480	66,157,920	500,184,530	4,529,835,453	15.35	11.04%
2013	2012	408,917,100	4,089,171,000	106,665,010	711,100,067	17,706,110	70,824,440	533,288,220	4,871,095,507	15.35	10.95%
2014	2013	432,041,780	4,320,417,800	148,418,710	989,458,067	18,114,470	72,457,880	598,574,960	5,382,333,747	15.35	11.12%
2015	2014	483,192,030	4,831,920,800	168,282,760	1,121,835,067	17,272,840	71,272,840	669,293,050	6,025,078,707	15.35	11.11%
2016	2015	516,842,790	5,168,427,900	164,358,110	1,095,720,733	19,543,930	78,175,720	700,744,830	6,342,324,353	15.23	11.05%
2017	2016	541,069,351	5,410,693,510	159,795,020	1,065,300,133	19,986,390	79,945,560	720,850,761	6,555,939,203	15.23	11.00%
2018	2017	580,132,590	5,801,325,900	153,211,230	1,021,408,200	17,285,450	69,141,800	750,629,270	6,891,875,900	15.23	10.90%
2019	2018	597,738,510	5,977,385,100	160,846,330	1,072,308,866	18,754,200	75,016,800	777,339,040	7,124,710,766	15.23	10.90%

Note:

(1) Ratios of assessed valuation to actual value are established by state law. Assessment ratios currently applicable to various classes of property are as follows:

- 10% - Land and residential improvements
- 15% - Commercial improvements
- 15% - Personal property
- 25% - Public Utilities

(2) All property assessments are made by the Calcasieu Parish Assessor or the Louisiana Tax Commission. Required reassessments of all properties were made in 2012 and 2016.

Source: Calcasieu Parish Sheriff & Tax Collector

CITY OF LAKE CHARLES, LOUISIANA

Property Tax Millage Rates
Direct and Overlapping Governments
Last Ten Fiscal Years

Calendar Year	Fiscal Year	City of Lake Charles		Calcasieu Parish School Board			Calcasieu Parish							
		General and Special Revenue Funds	Total	General Fund	Debt Service Funds	Total	Parish Police Jury	Road Districts	Gravity Drainage	Recreation and Com Centers	Fire Protection	Airport Harbor & Terminal	Parish Water & Sewer	Parish Total
2009	2010	15.35	15.35	18.72	24.00	42.72	33.02	3.67	5.79	5.65	11.08	8.34	15.59	83.14
2010	2011	15.35	15.35	18.72	24.00	42.72	33.02	3.67	5.79	4.79	11.08	8.34	15.59	82.28
2011	2012	15.35	15.35	18.72	24.00	42.04	33.82	3.53	5.57	5.77	10.85	8.14	15.37	83.05
2012	2013	15.35	15.35	18.04	22.60	40.64	34.01	3.53	5.57	5.77	10.85	8.14	15.37	83.24
2013	2014	15.35	15.35	18.04	22.20	40.24	34.78	4.06	5.57	5.32	10.85	8.14	15.37	84.09
2014	2015	15.35	15.35	18.04	22.20	40.24	35.46	4.06	5.57	7.40	10.85	8.19	15.37	86.90
2015	2016	15.23	15.23	17.23	21.00	38.23	32.86	3.88	5.79	7.93	11.54	8.58	12.51	83.09
2016	2017	15.23	15.23	17.23	21.00	38.23	34.29	3.88	5.79	7.59	11.54	8.58	12.43	84.10
2017	2018	15.23	15.23	17.23	29.85	47.08	34.29	3.88	5.79	7.95	11.54	8.58	14.24	86.27
2018	2019	15.23	15.23	17.23	42.10	59.33	34.09	3.88	5.79	7.60	11.54	8.58	14.24	85.72

Source: Information obtained from Calcasieu Parish Tax Assessor

Note: Overlapping rates are those of local governmental entities that apply to property owners within the City of Lake Charles. Not all overlapping rates apply to all property owners.

**CITY OF LAKE CHARLES
FISCAL YEAR 2020 - 2021 ANNUAL BUDGET**

CITY OF LAKE CHARLES, LOUISIANA

Principal Property Taxpayers

Tax Year December 31, 2018 and December 31, 2009

for Fiscal Year Ended September 30, 2019 and September 30, 2010

Taxpayer	Type of Business	2019			2010		
		Assessed Valuation 2018	Rank	Percentage of Total Valuation	Assessed Valuation 2009	Rank	Percentage of Total Valuation
GOLDEN NUGGET LAKE CHARLES LLC	Hotel/Casino	\$ 63,078,550	1	8.11 %			-
PNK (LAKE CHARLES) LLC	Hotel/Casino	41,889,580	2	5.39 %	41,786,620	1	8.52 %
ENTERGY GULF STATES LOUISIANA	Electric Utility	10,398,110	3	1.34 %	7,315,540	4	1.49 %
IBERIA BANK	Bank	5,437,510	4	0.70 %			
WAL-MART REAL ESTATE BUSINESS TRUST	Retail	4,380,130	5	0.56 %	10,283,190	2	2.10 %
JP MORGAN CHASE BANK NA	Bank	4,241,510	6	0.55 %	3,017,930	8	0.62 %
CARBOLINE CO	Petrochemical Manufacturing	3,566,670	7	0.46 %	2,569,570	10	0.52 %
HANCOCK WHITNEY	Bank	3,529,030	8	0.45 %			
BOLTON FORD LLC	Car Dealership	3,318,390	9	0.43 %			
CROWLEY MARINE SERVICES	Facilities Support Services	3,103,530	10	0.40 %			
BELL SOUTH TELECOMMUNICAT	Telephone				7,824,760	3	1.59 %
CAPITAL ONE NA	Bank	-			4,939,650	5	1.01 %
WOMEN'S & CHILDREN'S HOSPIT,	Hospital				4,692,850	6	0.96 %
CAMERON STATE BANK	Bank	-			3,739,600	7	0.76 %
SIMON DEBARTOLO GROUP	Real Estate Agent	-			2,682,450	9	0.55 %
		<u>\$142,943,010</u>		<u>18.39%</u>	<u>\$88,852,160</u>		<u>18.12%</u>

2019 Total city valuation: \$ 777,339,040

2010 Total city valuation: \$ 490,681,190

Source: Calcasieu Parish Tax Collector

CITY OF LAKE CHARLES, LOUISIANA

Sales Tax Rates
Direct and Overlapping Governments
Last Ten Fiscal Years

Calendar Year	Fiscal Year	City of Lake Charles							Calcasieu Parish			State of Louisiana		
		General Fund	Dedicated 1%		Waste Water	Recreation	Capital Project	Employee's Pay	School Board		Law Enforcement	General	Tourism Promotion	Total
			Public Safety	Public Works					General	Salaries				
2009	2010	1.00%	0.20%	0.28%	0.16%	0.08%	0.28%	0.25%	1.50%	0.50%	0.75%	3.97%	0.03%	9.00%
2010	2011	1.00%	0.20%	0.28%	0.16%	0.08%	0.28%	0.25%	1.50%	0.50%	0.75%	3.97%	0.03%	9.00%
2011	2012	1.00%	0.20%	0.28%	0.16%	0.08%	0.28%	0.25%	1.50%	0.50%	0.75%	3.97%	0.03%	9.00%
2012	2013	1.00%	0.20%	0.28%	0.16%	0.08%	0.28%	0.25%	1.50%	0.50%	0.75%	3.97%	0.03%	9.00%
2013	2014	1.00%	0.20%	0.28%	0.16%	0.08%	0.28%	0.25%	1.50%	0.50%	0.75%	3.97%	0.03%	9.00%
2014	2015	1.00%	0.20%	0.28%	0.16%	0.08%	0.28%	0.25%	1.50%	0.50%	0.75%	3.97%	0.03%	9.00%
2015	2016	1.00%	0.20%	0.28%	0.16%	0.08%	0.28%	0.25%	1.50%	*1.00%	0.75%	3.97%	0.03%	9.25%
2016	2017	1.00%	0.20%	0.28%	0.16%	0.08%	0.28%	+0.50%	1.50%	1.00%	0.75%	**4.97%	0.03%	10.75%
2017	2018	1.00%	0.20%	0.28%	0.16%	0.08%	0.28%	0.50%	1.50%	1.00%	0.75%	++4.42%	0.03%	10.20%
2018	2019	1.00%	0.20%	0.28%	0.16%	0.08%	0.28%	0.50%	1.50%	1.00%	0.75%	4.42%	0.03%	10.20%

*Rate increased from 0.50% to 1.00% July 1, 2015

+Rate increased from 0.25% to 0.50% January 1, 2016

**Rate increased from 3.97% to 4.97% April 1, 2016

++Rate decreased from 4.97% to 4.42% July 1, 2018

Morganfield Economic Development District (MEDD) 1% additional rate established January 1, 2018 (total sales tax inside district 11.2%)

Lakefront Economic Development District (LEDD) 1% additional rate established October 1, 2018 (total sales tax inside district 11.2%)

Source: Information obtained from Calcasieu Parish Sales and Use Tax office.

**CITY OF LAKE CHARLES
FISCAL YEAR 2020 - 2021 ANNUAL BUDGET**

CITY OF LAKE CHARLES, LOUISIANA

Principal Sales Taxpayers

Tax Year June 30, 2019 and June 30, 2010

for Fiscal Year Ended September 30, 2019 and September 30, 2010

<u>Type of Business</u>	<u>2019</u>			<u>2010</u>		
	<u>Tax Paid</u>	<u>Rank</u>	<u>Percentage of Total Valuation</u>	<u>Tax Paid</u>	<u>Rank</u>	<u>Percentage of Total Valuation</u>
Retail	\$6,490,819	1	9.71%	\$5,324,922	1	12.67%
Government	3,130,302	2	4.68%	1,733,018	2	4.12%
Grocery	1,481,135	4	2.21%	801,036	4	1.91%
Hotel and Casino	1,068,090	5	1.60%	921,457	3	2.19%
Building Supply	918,128	6	1.37%	713,680	5	1.70%
Retail	635,688	7	0.95%	670,322	6	1.59%
Building Supply	588,324	8	0.88%			
Grocery	567,488	9	0.85%	551,901	7	1.31%
Health Care	565,596	10	0.85%	474,833	8	1.13%
Health Care	-	-		416,777	9	0.99%
Retail	-	-		416,123	10	0.99%
	<u>\$ 17,975,310</u>		<u>26.88%</u>	<u>\$ 12,024,069</u>		<u>28.61%</u>

2019 Total sales tax: \$ 66,872,000

2010 Total sales tax: \$ 42,031,916

CITY OF LAKE CHARLES, LOUISIANA

Ratios of Outstanding Debt

Last Ten Fiscal Years

Fiscal Year	Bonded Debt											Loans			Total of All Debt	Percentage of Personal Income	Per Capita	
	Pension Refunding Bonds	LCDA Sewer Refunding Bonds	LCDA Sewer Improvement Bonds	LCDA Public Improvement Bonds	LCDA Public Improvement Bonds	LCDA Public Improvement Bonds	LCDA Public Improvement Bonds	LCDA Public Improvement Bonds	LCDA Public Improvement Bonds	LCDA Public Improvement Bonds	LCDA Public Improvement Bonds	Total Bonded Debt	DEQ Loan Direct Placement	LC City Court Direct Placement				Total Direct Placement
2010	\$4,035,000	\$ 16,175,000	\$ 431,234	\$30,970,000	\$ 918,823	\$39,280,000	\$ 1,671,027	\$ -	\$ -	\$ -	\$ -	\$ 93,481,084	\$ -	\$ -	\$ -	\$ 93,481,084	3.65%	1,298
2011	3,005,000	14,905,000	392,031	29,695,000	863,694	37,705,000	1,570,765	-	-	-	-	88,136,490	918,201	3,000,000	3,918,201	92,054,691	3.60%	1,279
2012	1,930,000	13,610,000	352,828	28,370,000	808,565	35,960,000	1,470,503	-	-	-	-	82,501,896	5,140,268	2,905,000	8,045,268	90,547,164	3.45%	1,255
2013	805,000	12,290,000	313,625	26,995,000	753,436	34,165,000	1,370,241	-	-	-	-	76,692,302	5,015,612	2,805,000	7,820,612	84,512,914	3.17%	1,150
2014	-	10,930,000	313,625	25,565,000	753,436	32,315,000	1,370,241	-	-	-	-	71,247,302	4,146,649	2,700,000	6,846,649	78,093,951	2.93%	1,063
2015	-	9,535,000	235,219	9,080,000	256,639	30,410,000	1,169,717	15,775,000	854,085	-	-	67,315,660	3,934,648	2,590,000	6,524,648	73,840,308	2.75%	986
2016	-	8,100,000	196,016	7,530,000	224,560	28,445,000	1,069,455	15,605,000	784,364	-	-	61,954,395	10,509,239	2,475,000	12,984,239	74,938,634	2.68%	985
2017	-	6,600,000	156,813	-	-	6,685,000	259,273	15,430,000	714,643	24,140,000	3,687,728	57,673,457	17,558,182	2,360,000	19,918,182	77,591,639	2.69%	1,010
2018	-	5,045,000	117,610	-	-	4,550,000	172,849	13,710,000	644,922	24,140,000	3,318,955	51,699,336	16,656,001	2,235,000	18,891,001	70,590,337	2.24%	915
2019	-	3,430,000	78,407	-	-	2,315,000	86,425	11,925,000	575,201	24,140,000	2,950,182	45,500,215	15,642,000	1,105,000	16,747,000	62,247,215	1.92%	798

Note: Details regarding the city's outstanding debt can be found in the notes to the financial statements.

None of this debt is General Obligation Debt.

See the Schedule of Demographics and Economic Statistics for personal income and population data.

**CITY OF LAKE CHARLES
FISCAL YEAR 2020 - 2021 ANNUAL BUDGET**

CITY OF LAKE CHARLES, LOUISIANA

Computation of Legal Debt Margin
Last Ten Fiscal Years
(amounts expressed in thousands)

	2010	2011	2012	2013	2014	2015	2016	2017	2018	2019
Debt limit	\$ 49,305	\$ 50,314	\$ 50,258	\$ 53,554	\$ 60,093	\$ 67,169	\$ 70,314	\$ 75,308	\$ 75,325	\$ 78,017
Total net debt applicable to limit	0	0	0	0	0	0	0	0	0	0
Legal debt margin	\$ 49,305	\$ 50,314	\$ 50,258	\$ 53,554	\$ 60,093	\$ 67,169	\$ 70,314	\$ 75,308	\$ 75,325	\$ 78,017
applicable to the limit as a percentage of debt limit	0%	0%	0%	0%	0%	0%	0%	0%	0%	0%

Legal Debt Margin Calculation for Fiscal Year 2018
(amounts expressed in thousands)

Assessed value	\$ 777,339
Add back: exempt real property	2,831
Total assessed value	<u>\$ 780,170</u>
Debt limit (10% of total assessed value)	\$ 78,017
Total outstanding General Obligation Bonds of City of Lake Charles	<u>-</u>
Legal capacity of City of Lake Charles for General Obligation Bonds	<u>\$ 78,017</u>

Note:

Under state finance law, the City of Lake Charles' outstanding general obligation debt should not exceed 10 percent of total assessed property value. By law, the general obligation debt subject to the limitation may be offset by amounts set aside for repaying general obligation bonds. The City of Lake Charles had \$70,348,194 outstanding bonded debt at September 30, 2018. None of this debt is General Obligation Debt secured by ad valorem taxes, and the amount applicable to the legal debt limitation is therefore zero. All City of Lake Charles general obligation debt was paid in fiscal year 1997.

CITY OF LAKE CHARLES
FISCAL YEAR 2020 - 2021 ANNUAL BUDGET

CITY OF LAKE CHARLES, LOUISIANA

Demographic and Economic Statistics
 Last Ten Calendar Years

Calendar Year	Population	Personal Income (amts in thousands)	Per Capita Personal Income (1)	Median Age	Public City School Enrollment (K-12 Grades)	Private City School Enrollment (K-12 Grades)	Total City School Enrollment (K-12 Grades)	Unemployment Percentage Rate
2009	71,757	\$ 2,371,425	\$ 33,048	35.3	12,566	2,575	15,141	7.3 %
2010	71,993	2,558,631	35,540	35.3	12,034	2,465	14,499	6.3 %
2011	72,177	2,621,757	36,324	35.9	12,399	3,482	15,881	6.8 %
2012	73,474	2,668,282	36,316	35.0	13,375	3,099	16,474	6.1 %
2013	74,024	2,663,458	35,981	35.0	13,539	3,974	17,513	5.6 %
2014	74,889	2,683,273	35,830	34.1	13,333	4,435	17,768	5.8 %
2015	76,070	2,795,649	36,751	31.8	13,357	4,430	17,787	4.2 %
2016	76,848	2,879,110	37,465	34.1	13,451	3,998	17,449	4.2 %
2017	77,117	3,154,856	40,910	35.0	12,756	4,366	17,122	3.2 %
2018	78,001	3,240,006	41,538	35.2	12,678	4,354	17,032	3.8 %

Notes:

- (1) Estimates for population, income, age and unemployment provided by the Bureau of Labor Statistics and the US Census Bureau
- (2) School enrollment includes public and state approved private schools only as provided by the Calcasieu Parish School Board and the Louisiana Department of Education

**CITY OF LAKE CHARLES
FISCAL YEAR 2020 - 2021 ANNUAL BUDGET**

CITY OF LAKE CHARLES, LOUISIANA

Principal Employers in the MSA
Calendar Year 2019 and 2010

Employer	Type of Business	2019			2010		
		Number of Employees	Rank	Percentage of Total MSA	Number of Employees	Rank	Percentage of Total MSA
Calcasieu Parish School System	Education	4,963	1	5.8%	5,100	1	6.0%
Lake Charles Memorial Health System	Health Care	2,108	2	2.5%	1,238	6	1.4%
Westlake Chemical Corporation	Chemicals	1,700	3	2.0%			
Turner Industries Group	Contractor	1,650	4	1.9%	2,250	3	2.6%
Golden Nugget	Casino/Hotel/Entert	1,514	5	1.8%			
L'Auberge Du Lac	Casino/Hotel/Entert	1,300	6	1.5%	2,400	2	2.8%
Versa Integrity Group	Industry/Oil & Gas	1,200	7	1.4%			
Sun Industrial Group	Industry/Oil & Gas	1,100	8	1.3%			
Sasol Chemicals, LLC	Chemicals	1,084	9	1.3%			
Christus St. Patrick Hospital	Health Care	1,042	10	1.2%			
Seacore Marine	Marine Services	-	-	-	1,500	4	1.8%
Axiall Corporation (formerly PPG)	Basic Chemical	-	-	-	1,280	5	1.5%
Citgo Petroleum	Oil Products	-	-	-	1,200	7	1.4%
Calcasieu Parish Police Jury	Government	-	-	-	1,167	8	1.4%
Isle of Capri Casino	Gaming	-	-	-	1,155	9	1.4%
City of Lake Charles	Education	-	-	-	1,000	10	1.2%
		17,661		16.2%	18,290		21.4%

Source: SWLA Economic Development Alliance and Imperial Calcasieu Regional Planning and Development (Major Employers in Southwest Louisiana with 100+ full-time, non-contract employees)

MSA: Metropolitan Statistical Area includes all of Calcasieu and Cameron Parish. All top ten employers are in Calcasieu Parish

	<u>2019</u>	<u>2010</u>
Total employment: Calcasieu Parish	108,719	85,406

CITY OF LAKE CHARLES
FISCAL YEAR 2020 - 2021 ANNUAL BUDGET

CITY OF LAKE CHARLES, LOUISIANA

Operating Indicators by Function
Last Ten Fiscal Years

Function	Fiscal Year									
	2010	2011	2012	2013	2014	2015	2016	2017	2018	2019
General government										
Legal: request for legal action	199	90	51	96	102	103	87	75	69	82
Printing/communication:										
Number of mail pieces metered	72,701	130,336	175,019	100,651	121,273	85,851	79,967	61,347	60,135	63,037
Risk Management										
Accident reports/investigations	632	443	377	415	457	503	553	558	558	425
Claims	289	208	186	205	226	249	273	322	322	207
Finance/includes Water Business										
Checks issued	14,760	14,927	23,699	19,750	12,025	11,652	13,520	11,412	11,408	11,616
Occupational licenses processed	6,031	6,027	5,845	5,382	5,134	5,193	5,206	5,230	5,263	5,273
Purchase orders processed	2,881	2,785	2,800	2,825	2,653	2,694	2,938	2,840	2,606	2,820
Water: number of customers	28,886	28,775	28,926	29,704	30,042	29,980	30,226	30,862	30,993	32,104
Water: Average daily consumption (millions of gallons per day)	8.87	9.05	9.03	8.65	8.42	8.75	8.68	10.73	9.65	9.26
Human Resources										
Applications received	1,000	1,327	1,250	1,328	1,100	971	1,011	956	825	1,016
New hires	425	432	364	436	325	416	412	417	438	385
Employee Health Fair Participation	300	320	325	375	450	530	450	405	289	265
Public safety										
Fire: Calls for service	2,790	2,863	2,768	2,807	2,996	3,299	3,619	3,979	4,543	4,327
Fire: Code inspections	4,465	7,305	4,000	7,386	2,929	2,929	2,929	2,929	2,929	3,613
Police: Calls for service	96,732	107,100	108,064	125,161	121,384	106,110	130,060	128,351	132,455	136,471
Public works										
Solid Waste										
Tons garbage collected	25,814	24,515	23,951	25,018	25,563	25,855	26,782	27,048	27,283	26,613
Tons incinerated	2,905	4,857	4,163	4,340	8,343	4,920	4,761	4,351	4,787	4,160
Tons trash collected	7,930	5,957	6,208	6,212	7,053	7,032	7,295	7,557	7,214	8,184
Streets: Work orders	1,863	2,708	1,234	1,370	1,734	1,556	2,054	2,054	2,054	1,822
Transit: Bus riders	190,834	219,802	223,407	228,068	267,126	265,459	258,442	262,603	261,964	289,645
Vehicle Maintenance: Work orders	5,867	5,689	5,841	5,877	5,498	6,078	6,598	6,444	5,660	5,386
Waste water: Work orders	11,100	5,490	6,000	12,371	11,898	11,787	13,823	11,195	20,199	24,567
Planning and development										
Building permits issued	6,395	6,073	4,356	4,762	4,122	4,603	4,840	4,331	3,983	4,981
Community Development										
Down Payment Assistance	22	15	24	17	14	17	11	3	4	3
Rehab/Reconstruction	9	12	13	12	8	5	3	6	5	9
Street Projects	0	1	2	2	1	0	0	2	2	3
Community Services										
Recreation and parks										
Athletic teams	292	311	313	877 ⁺	913 ⁺	823	808	751	654	751
Summer camp attendance	480	472	447	425	430	355	355	261	788	780
Civic Center: Events	358	368	353	352	340	356	344	332	347	329
Golf Course: Rounds of golf	23,852	31,900	30,318	36,317	36,641	33,000	32,780	30,439	33,070	27,508
Art Center/museum										
Art exhibits	11	16	16	15	15	16	15	16	16	15
Concerts/Events	100	119	25	24	19	28	26	16	15	16

Source: Various city departments

CITY OF LAKE CHARLES
FISCAL YEAR 2020 - 2021 ANNUAL BUDGET

CITY OF LAKE CHARLES, LOUISIANA

Capital Assets Statistics by Function
 Last Ten Fiscal Years

Function	Fiscal Year									
	2010	2011	2012	2013	2014	2015	2016	2017	2018	2019
Public Safety										
Fire Stations in City limits	8	8	8	8	8	8	8	8	8	8
Fire Stations outside City limits	2	2	2	2	2	2	2	2	2	2
Police:										
Stations	4	4	4	4	4	3	4	7	7	7
Patrol Units	92	92	98	94	111	87	114	154	179	158
Solid Waste/Recycling										
Collection trucks	34	32	32	32	33	33	33	33	32	29
Streets										
Streets (miles)	460	460	503	534	534	535	549	553	562	562
Streetlights	9,285	9,285	14,000	10,000	10,000	11,000	11,000	11,000	11,000	11,000
Traffic Signals	66	66	68	66	62	64	66	64	66	63
Transit										
Public Buses	7	7	4	5	4	4	5	5	5	6
Para-transit buses	4	4	2	2	2	2	2	2	2	4
Trolley	1	1	1	1	1	1	1	1	1	1
Wastewater										
Sanitary sewers (miles)	600	600	600	600	600	600	600	600	600	600
Storm sewers (miles)	425	425	425	425	425	425	425	425	425	425
Maximum daily treatment capacity (millions of gallons per day)	18	18	18	18	18	18	18	18	20	20
Water utility										
Water mains (miles)	458	460	465	430	470	473	480	480	490	495
Fire hydrants	2,850	2,900	2,954	3,000	3,000	3,050	3,100	3,150	3,300	3,350
Maximum daily capacity (millions of gallons per day)	22	22	22	22	22	22	22	22	22	22
Community Services										
Recreation and Pparks										
Park acreage	466	466	465	502	502	502	502	502	502	502
Parks	34	34	33	33	33	33	33	33	33	33
Swimming Pools	2	2	2	2	2	2	2	2	2	2
Spray parks	2	2	2	2	2	2	2	2	2	2
Tennis courts	17	17	15	11	11	11	11	11	11	11
Community Centers	12	12	12	13	13	13	13	13	13	13
Civic Center	1	1	1	1	1	1	1	1	1	1
Golf Course	1	1	1	1	1	1	1	1	1	1
Art Center/museum	2	2	2	2	2	2	2	2	2	2

The City of Lake Charles fully complies with Title VI of the Civil Rights Act of 1964, Americans With Disabilities Act, and related statutes, executive orders, and regulations in all programs and activities. The City operates without regard to race, color, or national origin. Any person who believes him/herself or any specific class of persons, to be subjected to discrimination prohibited by Title VI and/or Americans with Disabilities Act may by him/herself or by representative file a written complaint with the City of Lake Charles. The City's Title VI Coordinator/ADA Coordinator may be reached by phone at (337) 491-1440, the Mayor's Action Line at (337) 491-1346, or contact the appropriate Department Head.

